The City of Hanford

CALIFORNIA

City Council Meeting
Agenda

May 7, 2019
7:00 PM – Regular Meeting
Council Chambers
400 N. Douty St.

5:30 PM CALL TO ORDER SPECIAL SESSION:

ROLL CALL BY THE CITY CLERK:

PUBLIC COMMENT:

Comments from the public are limited to items on the agenda (GC 54954.3a). A maximum of ***three minutes*** *is allowed for each speaker. Please begin your comments by stating your name and providing your city of residence.*

STUDY SESSION:

A. Utilities & Engineering Reorganization

B. WWTP Decertification

CLOSED SESSION FOR DISCUSSION OF THE FOLLOWING:

A. CONFERENCE WITH LABOR NEGOTIATORS - GC 54957.6

Agency Designated Representative: Darrel Pyle, Sarah Cardoza, Paula Lofgren, and Mario Zamora
Employee Organizations: Hanford Firefighters Local 3898, IAFF; Hanford General Employees Management Association (GEMA); Hanford Police Officers Association (HPOA); and Service Employees International Union, Local 521 (SEIU).

B. CONFERENCE WITH LEGAL COUNCEL - EXISTING LITIGATION - GC 54956.9(d)(1)

Avalos v. City of Hanford
Kings County Case No. 19C0096

Helena v. City of Hanford
Kings County Case No. 17C0102

Tafoya v. City of Hanford
Kings County Case No. 18C0379

State of CA v. City of Hanford
Kings County Case No.: 18C0218

C. CONFERENCE WITH LEGAL COUNSEL - ANTICIPATED LITIGATION - GC 94956.9(d)(4)

One potential case.

7:00 PM CALL TO ORDER REGULAR SESSION:

ROLL CALL:

INVOCATION:

FLAG SALUTE:

RECOGNITIONS/PROCLAMATIONS:

A. Proclamation for Lupus Awareness Month

STAFF COMMUNICATIONS:

A. Status Report for Capital Improvement Projects in Construction

PUBLIC COMMENT:

This is the time for citizens to comment on subject matters not on the agenda and that are within the jurisdiction of the Hanford City Council. This is also the public's opportunity to request an item from the Consent Calendar be pulled for discussion purposes or to comment on any item on the agenda. Comments related to Public Hearing items will be heard at the time the item is discussed. A maximum of ***three minutes*** *is allowed for each speaker. Please begin your comments by stating your name and providing your city of residence.*

COUNCIL RESPONSE TO PUBLIC COMMENT:

CONSENT CALENDAR:

Consent Calendar items are considered routine and will be enacted in one motion. There will be no separate discussion of these matters unless a request is made and then the item will be removed from the Consent Calendar to be discussed and voted upon by a separate motion.

A. City Clerk: Deny Claim for Damages and Direct the City Clerk to Send Notification to Laura Camero.

B. City Clerk: Deny Claim for Damages and direct the City Clerk to send notification to Sal Alcaraz.

C. City Clerk: Deny Claim for Damages and direct the City Clerk to send notification to Darla Dunback.

D. City Clerk: Approve minutes from the City Council meeting held on March 5, 2019.

E. City Clerk: Approve minutes from the City Council meeting held on March 19, 2019.

F. City Clerk: Approve minutes from the City Council special meeting held on March 25, 2019.

G. FIRE: Approve out-of-state travel to Appleton, Wisconsin for three City employees to attend the final-inspection of the Pierce ladder truck on dates to be determined in June, 2019.

H. Utilities and Engineering: Continuance of Emergency Resolution for Treatment Project on Well No. 50.

I. Utilities and Engineering: Approve the Notice of Completion for Tract No. 918 Bella Vista Subdivision Unit 1 and authorize the Mayor to execute and the City Clerk to attest and file said Notice with the Kings County Recorder's Office. (Centennial Drive & Devon Street)

J. Utilities and Engineering: Authorize staff to advertise the Hanford Armona Road Sanitary Sewer Extension from Foggy Bottom Road to Hanford Municipal Airport Project.

K. Utilities and Engineering: Approve the Notice of Completion for the Hidden Valley Park Pedestrian Pathway Construction Project, and authorize the Mayor to execute and the City Clerk to attest and file said Notice with the Kings County Recorder's Office.

L. Public Works: Accept Avigation and Clearance Easement from Victoriano and Gloria Michel in conformance with the City's Airport Layout Plan (ALP). (10th Avenue and Grangeville Boulevard)

M. Finance: Warrant Register

PUBLIC HEARINGS:

A. Community Development: Ordinance 19-05, an interim zoning/urgency ordinance of the City Council of the City of Hanford, restricting the commercial cultivation and manufacturing of industrial hemp (CBD) products in all zones.

B. Community Development: Introduce and waive the first reading of Ordnance 19-06, approving Municipal Code Amendment 2019-02, a request to amend Title 17, Section 17.08.030 of the Hanford Municipal Code by adding to the line D8 “dispensaries (non-storefront retail)” as a conditional use in the IH zone, amending line I23 to allow storefront retail dispensaries as a conditional use in the MX-D zone and amend Section 17.69 to allow medical and adult use commercial operations and to allow dispensaries.

C. Approve City’s 2019-2023 Community Development Block Grant Consolidated Plan, the first year’s Annual Action Plan, Amendments to the Citizen Participation Plan and Analysis of Impediments to Fair Housing Choice.

GENERAL BUSINESS:

A. Police Department: Approve the use of the Edward Bryne Memorial Justice Assistance Grant (JAG) for FY 2018 and approve the Interlocal agreement between the City of Hanford and County of Kings.

COUNCIL REPORTS/COMMENTS:

COUNCIL FUTURE AGENDA ITEMS:

ADJOURNMENT:

Materials related to an item on this Agenda submitted to the City Council after distribution of the agenda packet are available to public inspection in the City Clerk's Office located at 319 N. Douty Street, Hanford, California 93230, during normal business hours. Such agendas are also available at the city's website, www.cityofhanfordca.com subject to staff's ability to post the agenda before the meeting.

If you need a disability-related modification or accommodation, including auxiliary aids or services, to participate in this meeting, please contact the City Clerk's office, 559-585-2515, 319 N. Douty Street, Hanford, California 93230, at least 2 days prior to the meeting {28 CFR 35.102.35.104 ADA Title II}

AGENDA
STAFF REPORT

MEETING DATE: 5/7/2019	**AGENDA SECTION:** A

SUBJECT:
Status Report for Capital Improvement Projects in Construction

---

Informational Item

FISCAL IMPACT:
There is no Financial Impact. This is an informational item.

ATTACHMENTS:
Capital Improvements Project Status 5-7-19

AGENDA

STAFF REPORT

MEETING DATE: May 7, 2019	AGENDA SECTION: Informational Item Only

TO: Mayor and City Council

FROM: Engineering and Utilities Division

DATE: May 7, 2019

SUBJECT: Status Report for Capital Improvement Projects "in Construction"

This report is prepared for the City Council's information.

1. Fire Station #3 Design Build (Contract Amount $2,300,000.00)
   - Contractor: Carvalho Construction
   - Start Work Date: 12/01/17
   - Work Completed: **99% completed**
   - Estimated Completion Date: June 2019
   - Change Orders: $19,590.89

2. Flat to Metered Water Service Conversion (Contract Amount $1,568,697.00)
   - Contractor: West Valley Construction Company
   - Start Work Date: 7/9/18
   - Work Completed: **100% completed**
   - Change Orders: $67,150.90

3. Storm Flat Grate Catch Basin Conversions (Contract Amount $119,408.00)
   - Contractor: JT2 Inc., dba Todd Company.
   - Start Work Date: 4/22/19
   - Work Completed: **35% completed**
   - Estimated Completion Date: June 2019
   - Change Orders: $6,849.25

4. Corporation Yard Wash Bay (Contract Amount $714,000.00)
   - Contractor: Carvalho Construction, Inc.
   - Start Work Date: start work in May
   - Work Completed: **0% completed**
   - Estimated Completion Date: to be determined
   - Change Orders: Cost decrease -$71,286.00

5. Hidden Valley Park Pedestrian Pathway (Contract Amount $44,940.00)
   - Contractor: Serna Construction, Inc.
   - Start Work Date: 2/7/19
   - Work Completed: **100% completed**
   - Change Orders: $3,850.00

Attachment: Capital Improvements Project Status 5-7-19 (UE: Capital Improvement Projects Status)

6. Well 50 Arsenic Treatment Project (Contract Amount $1,185,613.00)
   Contractor: AdEdge Water Technologies
   Start Work Date: 10/16/18
   Work Completed: **35% completed**
   Estimated Completion Date: 6/30/19
   Change Orders: none

7. Well 45 Repairs (Contract Amount $216,637.18)
   Contractor: Valley Pump & Dairy Systems
   Start Work Date: 2/27/19
   Work Completed: **90% completed**
   Estimated Completion Date: 5/7/19
   Change Orders: none

8. Well 44 Repairs (Contract Amount $162,965.75)
   Contractor: Valley Pump & Dairy Systems
   Start Work Date: 4/1/19
   Work Completed: **75% completed**
   Estimated Completion Date: 5/30/19
   Change Orders: none

9. 13th at Grangeville Traffic Signal (Contract Amount $2,447,919.00)
   Contractor: Granite Construction
   Start Work Date: June 2019
   Work Completed: **0% completed**
   Estimated Completion Date: October 2019
   Change Orders: none

10. FY 18/19 Micro Fiber Pavement Treatment (Contract Amount $TBD)
    Contractor: Rebid – Bid Open 5/9/19
    Start Work Date: TBD
    Work Completed: **0% completed**
    Estimated Completion Date: TBD
    Change Orders: none

11. FY 17/18 CDBG Harris, Ninth-Ivy (Contract Amount $225,099.78)
    Contractor: Todd Companies
    Start Work Date: TBD
    Work Completed: **0% completed**
    Estimated Completion Date: TBD
    Change Orders: none

AGENDA
STAFF REPORT

MEETING DATE: 5/7/2019	**AGENDA SECTION:** A

SUBJECT:
City Clerk: Deny Claim for Damages and Direct the City Clerk to Send Notification to Laura Camero.

RECOMMENDATION:
Deny the following claim for damages and direct the City Clerk to send notification of denial to the claimant.

BACKGROUND:
A claim for damages against the City was received by the following claimant: Laura Camero.

FISCAL IMPACT:

ATTACHMENTS:

AGENDA
STAFF REPORT

MEETING DATE: 5/7/2019	**AGENDA SECTION:** B

SUBJECT:
City Clerk: Deny Claim for Damages and direct the City Clerk to send notification to Sal Alcaraz.

RECOMMENDATION:
Deny the following claim for damages and direct the City Clerk to send notification of denial to the claimant.

BACKGROUND:
A claim for damages against the City was received by the following claimant: Sal Alcaraz.

FISCAL IMPACT:

ATTACHMENTS:

AGENDA
STAFF REPORT

MEETING DATE: 5/7/2019	**AGENDA SECTION:** C

SUBJECT:
City Clerk: Deny Claim for Damages and direct the City Clerk to send notification to Darla Dunback.

RECOMMENDATION:
Deny the following claim for damages and direct the City Clerk to send notification of denial to the claimant.

BACKGROUND:
A claim for damages against the City was received by the following claimant: Darla Dunback.

FISCAL IMPACT:

ATTACHMENTS:

AGENDA
STAFF REPORT

MEETING DATE: 5/7/2019	**AGENDA SECTION:** D

SUBJECT:
City Clerk: Approve minutes from the City Council meeting held on March 5, 2019.

RECOMMENDATION:
Approve minutes from the City Council Meeting held on March 5, 2019.

FISCAL IMPACT:

ATTACHMENTS:
3.5.19 Minutes

The City of Hanford
CALIFORNIA

CITY COUNCIL MEETING
MINUTES
March 5, 2019 7:00 PM
Council Chambers
400 N. Douty St.

6:00 PM CALL TO ORDER CLOSED SESSION:

ROLL CALL:

Present: Sue Sorensen, John Draxler, Martin Devine, Francisco Ramirez, and Art Brieno.

PUBLIC COMMENT - CLOSED SESSION:

Comments from the public are limited to items on the agenda (GC 54954.3a). A maximum of three minutes is allowed for each speaker. Please begin your comments by stating your name and providing your city of residence.

Jerry Irons, Hanford - He spoke on the topic of the homelessness issue. [The Council allowed Mr. Irons to make a public comment on homelessness even though it wasn't on the Closed Session agenda.]

Todd Cotta, Hanford - He asked if discussion on the homelessness topic could be a future agenda item.

Justin Bond, Hanford - Current renter of office space in the Intermodal Facility (Amtrak Station). He stated that due to medical reasons, he was unable to fulfill the terms of the lease agreement in a timely manner. City Attorney, Ty Mizote asked Mr. Bond if the organization would be able to complete and submit the necessary documentation soon; Mr. Bond replied yes.

Mayor Sorensen adjourned to Closed Session at 6:17 p.m.

CLOSED SESSION FOR DISCUSSION OF THE FOLLOWING:

A. CONFERENCE WITH REAL PROPERTY NEGOTIATORS - Government Code Section 54956.8

Property: 200 Santa Fe Street, Suite D
Negotiating Party: Our Heroes Dreams
Agency Negotiators: Darrel Pyle, Darlene Mata, and Ty Mizote

B. CONFERENCE WITH LEGAL COUNSEL - Government Code Section 54956.9(d)(1)

Attachment: 3.5.19 Minutes (CLERK: Approve Minutes 3/5/19)

CASE NAME: City of Hanford v. 321-333 E. 7th Street
CASE NUMBER: Kings County 18C0349

CASE NAME: Valdez v. City of Hanford
CASE NUMBER: Eastern District 1:17-cv-00430

CASE NAME: Helena v. City of Hanford
CASE NUMBER: Kings County 17C0102

CASE NAME: State of California v. City of Hanford
CASE NUMBER: Kings County 18C0218

CASE NAME: City of Hanford v. Haddock
CASE NUMBER: Kings County 09C0270

CASE NAME: City of Hanford v. Ferla
CASE NUMBER: Kings County 09UD0151

7:00 PM CALL TO ORDER REGULAR SESSION:

ROLL CALL:

Attendee Name	Title	Status	Arrived
John Draxler	Vice Mayor	Present	5:50 PM
Martin Devine	Council Member	Present	5:48 PM
Sue Sorensen	Mayor	Present	6:03 PM
Art Brieno	Council Member	Present	5:55 PM
Francisco Ramirez	Council Member	Present	5:50 PM

INVOCATION:

Invocation led by Pastor Alex Nava.

FLAG SALUTE:

CLOSED SESSION ACTION REPORT:

No actions taken on the Real Estate item, and one litigation item. The Council will have to return to Closed Session after the Regular Session.

RECOGNITIONS/PROCLAMATIONS:

None.

STAFF COMMUNICATIONS:

Police Captain Karl Anderson - Noted a number of vehicle accidents due to rain.

Attachment: 3.5.19 Minutes (CLERK: Approve Minutes 3/5/19)

Community Development Director, Darlene Mata - The City received an invitation to Grand Opening of Boot Barn.

Utilities & Engineering Director, John Doyel - The storm drain project and the wash bay project will begin soon.

Finance Director, Paula Lofgren - Budgets went out to all departments and they hope to have it ready for the Council to review in May.

Fire Battalion Chief Erik Brotemarkle - Chief Ekk attended the funeral for Kings County firefighter, Keith Hernandez. The City provided honor guard for the funeral.

PUBLIC COMMENT:

This is the time for citizens to comment on subject matters not on the agenda within the jurisdiction of the Hanford City Council. This is also the public's opportunity to request an item from the Consent Calendar be pulled for discussion purposes or to comment on any item on the agenda. Comments related to Public Hearing items will be heard at the time the item is discussed.

A maximum of ***three minutes*** *is allowed for each speaker. Please begin your comments by stating your name and providing your city of residence.*

Chris Soares, Hanford - She lives behind the Fargo Crossings strip mall and expressed her concern about the drive through from Burger King and eventually from the incoming Starbucks.

Russel Waymire, Hanford - He drove by the land that the City leased to a company that grows hemp [located at 14th Ave & Laurel Ave]. He expressed his concern about the City allowing recreational marijuana dispensaries and provided copies of an article about marijuana to the Council.

Wes Hardin, Hanford - He came to represent the dispensary Valley Pure in the City of Woodlake. He provided information on how Valley Pure conducts business and how it's been able to give back to its community.

Evette Gomez, Hanford - Asked that some of the CDBG funds go to homeless encampment clean up and lighting downtown. She also spoke about the Downtown East Precise Plan.

Bob Ramos, Hanford - Pull Item C on the Consent Calendar. He stated he is against allowing cannabis/marijuana.

Anna Anderson, Hanford - Spoke in favor of allowing Our Heroes Dreams to stay in the office space at the Amtrak Station. She cautioned the Council against allowing Ms. Emily Burnias to lease that office space.

Emily Burnias, Hanford - She invited the Council to see the Vietnam Veterans' Memorial Wall in Dinuba. The groundbreaking will be held on March 30th. Ms. Burnias said she is not trying to take the train station [office space] from anyone.

Diane Sharp, Hanford - Asked the Council to prioritize updating the food truck ordinance. She stated that many Hanford citizens have expressed interest and support for allowing food trucks in Hanford.

Francisco Banuelos, Hanford - He is the co-owner of House of Cupcakes and spoke about the business and some of the partnerships they've made in the community. He asked the Council to update the City ordinance.

Bret Brakeman, Hanford - He asked that the food truck ordinance be updated.

Rob Bentley, Hanford - Thanked the Council for listening to the people regarding the food truck ordinance.

Nate Odom, Hanford - Stated he met with House of Cupcakes owner/operators and was impressed with their operation. He also spoke in favor of allowing cannabis dispensaries Downtown.

Craig Johnson, Hanford - He thanked Chief Sever and the Police Department for their assistance in removing a homeless encampment that was on his property.

CONSENT CALENDAR:

Consent Calendar items are considered routine and will be enacted in one motion. There will be no separate discussion of these matters unless a request is made and then the item will be removed from the Consent Calendar to be discussed and voted upon by a separate motion.

Item C was requested to be removed from Consent by a member of the public. Council Member Brieno requested to remove Item D.

Motion to approve.

RESULT:	**APPROVED [UNANIMOUS]**
MOVER:	John Draxler, Vice Mayor
SECONDER:	Martin Devine, Council Member
AYES:	Draxler, Devine, Sorensen, Brieno, Ramirez

A. City Clerk: Deny claim and direct the City Clerk to send notification of denial to claimant, Michele Pomeroy.

B. Utilities and Engineering: Continuance of Emergency Resolution for Treatment Project on Well No. 50

ITEMS PULLED FROM CONSENT:

Attachment: 3.5.19 Minutes (CLERK: Approve Minutes 3/5/19)

1. Utilities and Engineering: Authorize staff to advertise for bids the FY 17/18 CDBG Pedestrian Safety and Lighting, Phase 1 Project (Seventh Street to Florinda Street, and Harris Street to 10th Avenue)

(Item C)

Dir. Doyel explained the details of the Pedestrian Safety and Lighting project.

Motion to approve.

RESULT:	**APPROVED [UNANIMOUS]**
MOVER:	Francisco Ramirez, Council Member
SECONDER:	Martin Devine, Council Member
AYES:	Draxler, Devine, Sorensen, Brieno, Ramirez

2. Finance: Warrant Register

(Item D)

Council Member Brieno asked about a recent vehicle purchases for the Police Department and Public Works. Capt. Anderson and Dir. Doyel provided information respectively.

Motion to approve.

RESULT:	**APPROVED [UNANIMOUS]**
MOVER:	Francisco Ramirez, Council Member
SECONDER:	Art Brieno, Council Member
AYES:	Draxler, Devine, Sorensen, Brieno, Ramirez

PUBLIC HEARINGS:

No Public Hearing.

GENERAL BUSINESS:

A. Community Development: Cannabis Resolution 17-43-R

Dir. Mata requested the Council's direction and the number of cannabis permits that should be issued by the City and whether to allow applications for storefront dispensaries, non-storefront dispensaries (delivery only), or no applicants for dispensaries. Dir. Mata provided background information on Resolution 17-43-R which established the number of permits the City was willing to consider in each of the State of California established business. The Council discussed various aspects of the allowing dispensaries in the City. Mayor Sorensen asked Capt. Anderson what he's heard from other law enforcement agencies that have storefront dispensaries within their cities. Capt. Anderson answered that the storefront dispensaries have been highly professional with clientele from all walks of life. He further

Attachment: 3.5.19 Minutes (CLERK: Approve Minutes 3/5/19)

stated that the locations of the storefront dispensaries usually have above standard exterior lighting and security, including guards.

Council Member Brieno stated he doesn't approve of the recreational use of marijuana. Council Member Ramirez suggested that the City allow a storefront dispensary for medical use only. Dir. Mata said that the discussion for medical versus recreational use would be for another meeting when they revise the ordinance. Dir. Mata summarized the direction she heard from the Council which was to streamline the permit process, add micro-businesses, and to not set a limit of permits to allow for flexibility.

COUNCIL REPORTS/COMMENTS:

Council Member Devine - He stated that he attended the County Board of Supervisors meeting where they decided to take action and put together a homeless coalition.

Vice Mayor Draxler - Attended the Kings EDC meeting the week prior. He stated that a lobbyist was at the meeting and discussed drilling for oil on the west side and the company is looking for support from surrounding communities. There will be a follow up discussion from the lobbyist at the next City and County Coordinating meeting.

Mayor Sorensen - She stated that she attended the hawk demonstration.

Council Member Brieno - He also attended County Board of Supervisors meeting. He also spoke about the growing homelessness problems facing the City and the State of California.

Council Member Ramirez - He spoke about various happenings coming up from Main Street Hanford. He addressed the negative comment made about Ms. Emily Burnias and stated that her work for and with veterans should be appreciated.

COUNCIL FUTURE AGENDA ITEMS:

Vice Mayor Draxler - He expressed concern about not getting to some of Council goals accomplished with the food truck and cannabis issues taking center stage.

Council Member Devine - He noted that there is concern from downtown business owners regarding Taco Truck Throw Down. He would like to discuss the need for a second code enforcement officer a future agenda.

ADJOURNMENT:

Mayor Sorensen adjourned to Closed Session 9:12 p.m. Not action taken during Closed Session. Mayor Sorensen adjourned the meeting at 9:36 p.m.

Respectfully submitted,

Sarah Martinez
City Clerk

Attachment: 3.5.19 Minutes (CLERK: Approve Minutes 3/5/19)

AGENDA
STAFF REPORT

MEETING DATE: 5/7/2019	**AGENDA SECTION:** E

SUBJECT:
City Clerk: Approve minutes from the City Council meeting held on March 19, 2019.

RECOMMENDATION:
Approve minutes from the City Council Meeting held on March 19, 2019.

FISCAL IMPACT:

ATTACHMENTS:
3.19.19 Minutes

The City of Hanford
CALIFORNIA

CITY COUNCIL MEETING
MINUTES
March 19, 2019 7:00 PM
Council Chambers
400 N. Douty St.

5:30 PM CALL TO ORDER STUDY SESSION & CLOSED SESSION:

Mayor Sorensen called the Study Session and Closed Session to order at 5:32 p.m.

ROLL CALL:

Present: Sue Sorensen, John Draxler, Martin Devine, and Art Brieno
Late: Francisco Ramirez, arrived at 5:37 p.m.

PUBLIC COMMENT:

Comments from the public are limited to items on the agenda (GC 54954.3a). A maximum of three minutes is allowed for each speaker. Please begin your comments by stating your name and providing your city of residence.

Silvia Gonzalez-Sherer, Hanford - Spoke in support of the Carnegie Museum.

Patricia Dickerson, Hanford - Spoke in support of the Carnegie Museum.

STUDY SESSION:

A. Utilities & Engineering Reorganization

Utilities & Engineering Director, John Doyel - spoke about reorganizing the Utilities & Engineering Department. The Engineering Manager (EM) position will be vacated because the current incumbent requested to return to the Senior Engineer position. Dir. Doyel stated that recruitments for higher level engineers have been unsuccessful in the past. Dir. Doyel presented a proposed organizational chart which would convert the EM position with a City Engineer (CE) position. The CE position would be approximately an increase of $16,000 of total compensation; the majority of these costs will be allocated to the Capital Improvement Projects and Enterprise funds and not affect the General Fund. The Council reached consensus and directed Dir. Doyel to review with the department different options for filling vacancies. Dir. Doyel will return to the Council with his findings.

CLOSED SESSION FOR DISCUSSION OF THE FOLLOWING:

Mayor Sorensen adjourned to Closed Session at 6:06 p.m.

Attachment: 3.19.19 Minutes (CLERK: Approve Minutes 3/19/19)

A. CONFERENCE WITH LEGAL COUNSEL - REAL PROPERTY NEGOTIATIORS Government Code Section 54956.8

Property: 200 Santa Fe Street, Suite D
Negotiating Party: Our Heroes Dreams
Agency Negotiators: Darrel Pyle, Darlene Mata, and Ty Mizote

Property: 109 E. 8th Street
Negotiating Party: Carnegie Museum
Agency Negotiators: Darrel Pyle, Darlene Mata, and Ty Mizote

Property: Bastille
Negotiating Party: Barrelhouse Brewery
Agency Negotiators: Darrel Pyle, Darlene Mata, John Doyel, and Ty Mizote

Property: 016-041-004, 016-041-035, 016-041-042, and 016-041-043
Agency Negotiators: Darrel Pyle, Darlene Mata, Ty Mizote

B. CONFERENCE WITH LEGAL COUNSEL - EXISTING LITIGATION Government Code Section 54956.9(d)(1)

Medina v. City of Hanford
Kings County Case No. 18C0358

Cervantes v. City of Hanford
Eastern District Case No. 1:18-cv-00629

Sara Perez v. City of Hanford
Kings County Case No. 17C0335

SJVEDC v. City of Hanford
Kings County Case No. 17C0142

Valdez v. City of Hanford
Eastern District Case No. 1:17-cv-00430

City of Hanford v. 321-333 E. 7th Street
Kings County Case No. 18C0349

C. CONFERENCE WITH LEGAL COUNSEL - ANTICIPATED LITIGATION Government Code Section 54956.9(d)(2)

Significant Exposure to Litigation: 1 potential case.

7:00 PM CALL TO ORDER REGULAR SESSION:

Mayor Sorensen called the meeting to order at 7:02 p.m.

Attachment: 3.19.19 Minutes (CLERK: Approve Minutes 3/19/19)

ROLL CALL:

Attendee Name	Title	Status	Arrived
John Draxler	Vice Mayor	Present	5:24 PM
Martin Devine	Council Member	Present	5:32 PM
Sue Sorensen	Mayor	Present	5:34 PM
Art Brieno	Council Member	Present	5:30 PM
Francisco Ramirez	Council Member	Present	5:37 PM

INVOCATION:

Invocation led by Pastor Stan Plooy.

FLAG SALUTE:

CLOSED SESSION ACTION REPORT:

No action taken on the Real Property Negotiations.

The Council will have to return to Closed Session after the Regular Meeting to discuss litigation items.

RECOGNITIONS/PROCLAMATIONS:

STAFF COMMUNICATIONS:

Police Chief, Parker Sever - The Department will have a new dispatcher will starting in a couple weeks.

Community Development Director, Darlene Mata - Stated that the vacancy in her department has not yet been filled.

Public Works Director, Lou Camara - The City received a rebate in the amount of $297,000 from Southern California Edison for a street light retro-fit project. This money will go into the ACO fund.

Fire Chief, Chris Ekk - There have been some delays on Station 3; the cable, internet, and phones still need to be completed.

Finance Director, Paula Lofgren - The proposed department budgets are due soon.

Parks & Recreation Director, Craig Miller - The Kids' Fest had a great turnout. The Pros consultant will be in Hanford to present the findings of the Parks and Recreation survey.

A. Status Report for Capital Improvement Projects in Construction

PUBLIC COMMENT:

Attachment: 3.19.19 Minutes (CLERK: Approve Minutes 3/19/19)

This is the time for citizens to comment on subject matters not on the agenda within the jurisdiction of the Hanford City Council. This is also the public's opportunity to request an item from the Consent Calendar be pulled for discussion purposes or to comment on any item on the agenda. Comments related to Public Hearing items will be heard at the time the item is discussed.

A maximum of ***three minutes*** *is allowed for each speaker. Please begin your comments by stating your name and providing your city of residence.*

Paula Massey, Hanford - She thanked the Council and Parks department for the memorial at Skate Park.

Silvia Scherer, Hanford - She spoke in support of the Carnegie Museum.

Christopher De La Rosa, Hanford - He spoke in support of the Carnegie Museum.

Michael Barker, Hanford - He spoke in support of the Carnegie Museum.

Alexander Reed, Lemoore - He spoke in support of the Carnegie Museum. He enjoys playing Pokemon there.

Adrian Hughes, Hanford - He spoke in support of the Carnegie Museum.

Ashley - She spoke in support of Hanford.

Jerry Irons, Hanford - He stated that he has been active in attempting to work on a homeless project. He said that Todd Cotta has property that he wants to sell to the City for a building for a homeless service center. He will go to the County Board of Supervisors with a proposal.

Dr. Scherer, Hanford - He spoke in support of the Carnegie Museum.

Anna Brayden, Hanford - She spoke in support of the Carnegie Museum. She also voiced support of a homeless center.

Pastor Robert Hayden, Hanford - His church will be celebrating its 100th Anniversary.

Mike Quinn, Hanford - He stated the Carnegie has been mismanaged the last couple years and he's been denied membership.

Brent Olsen, Hanford - He stated that cannabis has been here in Hanford for a while now and it's time to allow dispensaries in the City.

Skip Athey, Hanford - He inquired about the purchase of jackets for certain Council Members in the amount of $275.

Bob Ramos, Hanford - He requested more information on Item J of the Consent Calendar. He made comments about the uses of marijuana.

Emily Burnias, Hanford - She spoke about the health benefits of cannabis drops.

Attachment: 3.19.19 Minutes (CLERK: Approve Minutes 3/19/19)

Tamsin Wheatley, Hanford - She spoke about cannabis in regard to revitalization of Downtown Hanford. She feels a dispensary would bring people downtown.

Nate Odom, Hanford - He promoted his How's Hanford. Radio show on KFUN 98.5 and invited Council Members to join him. He also spoke in favor of cannabis dispensaries.

Joseph Rapozo, Hanford - He spoke in support of Hanford Multicultural Theater Company and the Carnegie Museum.

Jacob Sanchez, Hanford - He said that the Everybody's Irish Event had a great turnout and he appreciates the support the Council has shown for Main Street Hanford.

COUNCIL RESPONSE TO PUBLIC COMMENT:

City Attorney, Ty Mizote responded to Mr. Athey's inquiry about the purchase of jackets. He cited Hanford Municipal Code 2.48.050 which grants Staff authority to approve purchases up to $20,000 or less without bringing it before the Council as long as there is money in the approved budget. Furthermore the Warrant Register on the agenda for the February 5, 2019 meeting was approved and listed on the Warrant Register was the payment made to Morrison's Silkscreen for the jackets.

CONSENT CALENDAR:

Consent Calendar items are considered routine and will be enacted in one motion. There will be no separate discussion of these matters unless a request is made and then the item will be removed from the Consent Calendar to be discussed and voted upon by a separate motion.

Item J was pulled from the Consent Calendar at the request of a member of the public. Item E was pulled by Council Member Brieno. Item L was pulled by Vice Mayor Draxler.

Motion to approve.

RESULT:	**APPROVED [UNANIMOUS]**
MOVER:	Francisco Ramirez, Council Member
SECONDER:	Martin Devine, Council Member
AYES:	Draxler, Devine, Sorensen, Brieno, Ramirez

A. City Clerk: Approve minutes from the City Council Meeting held on February 5, 2019.

B. City Clerk: Adopt Resolution 19-09-R supporting the 2020 United States Census.

C. City Attorney: Adoption of Ordinance 19-02, amending Hanford Municipal Code Chapter 2.12.010 to 2.12.050 to address bonding requirements for the City Clerk, City Treasurer and Director of Finance; and adoption of Resolution No. 19-07-R, approving government crime insurance policies for the purpose of bonding City Officers and employees and establishing policy limits.

Attachment: 3.19.19 Minutes (CLERK: Approve Minutes 3/19/19)

D. Utilities and Engineering: Continuance of Emergency Resolution for Treatment Project on Well No. 50

E. Public Works: As it relates to FY 2019/20 Transportation Development Act (TDA) Funds Claim: 1) Adopt Resolution # 19-06-R regarding the public transit needs within the City of Hanford and authorize the City Manager to sign and submit claim for funds and any subsequent amended claims required; 2) Determine, based on City's financial participation in and support of the existing Kings County Area Public Transit System, that there are no areas within the City of Hanford with unmet public transit needs which could reasonably be met by the expansion of the existing system or by the establishment of a new system; 3) Approve the filing of a Notice of Exemption to certify that projects to be constructed with these funds are categorically exempt from the California Environmental Quality Act.

F. Public Works: Purchase of one Cimline Magma M1 Pavement Cracksealer Machine from Dispensing Technologies, Inc., of Camarillo, California

G. Public Works: Accept Avigation and Clearance Easement from Nick Champi Enterprises, Inc., in conformance with the City's Airport Layout Plan (ALP).

H. Utilities and Engineering: Adoption of Mitigated Negative Declaration 2019-08 prepared for the 9th Avenue Sewer Trunk Line

I. Police: Approve the purchase of five alternative fuel vehicles from the SJVAPCD grant.

J. Finance: Warrant Register

ITEMS PULLED FROM CONSENT:

1. Utilities and Engineering: Approve a Notice of Completion for the FY 17/18 Bicycle and Pedestrian Facilities Improvements Project, and authorize the Mayor to execute and the City Clerk to attest and file said Notice with the Kings County Recorder's Office.

(Item E)

Council Member Brieno asked for a summary of the project. Dir. Camara provided an overview of the Bicycle and Pedestrian Improvements Project.

Motion to approve.

RESULT:	**APPROVED [UNANIMOUS]**
MOVER:	Art Brieno, Council Member
SECONDER:	Martin Devine, Council Member
AYES:	Draxler, Devine, Sorensen, Brieno, Ramirez

2. Police: Purchase of Faro Crime Scene Scanner and declaration of Total Station laser transit device as surplus.

Attachment: 3.19.19 Minutes (CLERK: Approve Minutes 3/19/19)

(Item J)

Chief Sever explained the benefits and features of the Faro Crime Scene Scanner. This purchase is a part of the effort to modernized Hanford's Police Department. The Total Station Laser Transit Device would be sold to help offset the costs. Chief Sever said that Hanford would be the first law enforcement agency to have this technology.

Motion to approve.

RESULT:	**APPROVED [UNANIMOUS]**
MOVER:	John Draxler, Vice Mayor
SECONDER:	Martin Devine, Council Member
AYES:	Draxler, Devine, Sorensen, Brieno, Ramirez

3. FIRE: Approve out-of-state travel to Appleton, Wisconsin for three City employees to attend the mid-point inspection of the new ladder truck on dates to be determined in April, 2019.

(Item L)

Vice Mayor Draxler expressed his concern of having a three employees travel out-of-state. He is concerned about the staffing levels of the Fire Stations. Chief Ekk explained the progress of the ladder truck build and the traveling of these employees was budgeted for this expense.

Motion to approve.

RESULT:	**APPROVED [4 TO 1]**
MOVER:	Art Brieno, Council Member
SECONDER:	Francisco Ramirez, Council Member
AYES:	Devine, Sorensen, Brieno, Ramirez
NAYS:	Draxler

PUBLIC HEARINGS:

A. Community Development: Introduce and waive the first reading of Ordinance 19-03, an amendment to Chapter 5.56 of the Municipal Code to allow medical and adult use of cannabis, allow dispensaries and micro-businesses, and other various amendments to be consistent with the State of California regulations. Adoption of Resolution 19-08-R approving the number of cannabis permits to be allowed in the City of Hanford.

Mayor Sorensen opened the Public Hearing at 8:05 p.m.

Dir. Mata provided the Council with the Ordinance 19-03 which outlines the possible revised and new language of the municipal code. The recommendation for the possible zoning for dispensaries was also presented to the Council. Mayor Sorensen asked what micro-businesses

Attachment: 3.19.19 Minutes (CLERK: Approve Minutes 3/19/19)

were; Dir. Mata explained that micro-businesses could cultivate, process, and sell the cannabis all at the same location. Chief Sever said it was similar to how micro-breweries operate. Council Member Ramirez expressed his support of allowing cannabis dispensaries and the proposed ordinance. Vice Mayor Draxler also expressed his support. He expressed concern about limiting the zoning of where dispensaries could go and thinks it should be opened up to more retail areas. Mayor Sorensen said she agreed with Vice Mayor Draxler on not wanting the zoning to be so limited. Vice Mayor Draxler also brought up that parking could be a big issue to address. Council Member Devine said he would be in favor zoning for dispensaries in the downtown area.

Mayor Sorensen opened the floor to public comments from those IN FAVOR of the proposed ordinance.

Craig Johnson, Hanford - Supports the ordinance to allow dispensaries because it could bring a stream of customers to downtown and help with security. He said he felt safe going to the Woodlake dispensary. As a retailer, he was impressed by his experience going to Valley Pure. He said he wants the zoning to be so that a dispensary could only be Downtown.

Wes Hardin, Hanford - Commends the Council for moving forward with this ordinance. He explained that proper vetting of the cannabis businesses could benefit the downtown area. He said that Valley Pure will be throwing their hat in the ring to open a business in Hanford.

Emily Burnias, Hanford - Spoke on the medicinal benefits of cannabis products and in support of the ordinance to allow dispensaries.

Jeff Tacket, Hanford-He spoke in support of allowing dispensaries in the downtown area.

Michelle Brown, Main Street Hanford - She emailed businesses in the district and asked for their opinions on zoning for downtown dispensaries. She received approximately 30 responses and most business owners are not opposed to having dispensaries downtown.

Larry Thacker, San Juan Capistrano, San Jose - Representative from Caliva: Supports updating the ordinance and bringing dispensaries to Hanford. He said that it would bring legal business and tax dollars.

Jim Castleman, Hanford - Encouraged the Council to stay with the downtown zoning.

Evette Gomez, Hanford - She thanked Chief Sever and Dir. Mata for including the downtown business owners. She thinks a dispensary would be better downtown.

Rand Martin, Sacramento - He urged the Council to consider both storefront and non-storefront delivery dispensaries.

Tamsin Wheatley, Hanford - She said a dispensary would benefit downtown.

Nate Odom, Hanford - He spoke in favor of allowing dispensaries in Hanford for adult and medical use.

Ceasar Rodriguez, Hanford - He is a property owner downtown and in favor of dispensaries and prefers storefronts.

IN OPPOSITION

Bob Ramos, Hanford - He stated he is against recreational marijuana. He doesn't think there will be much money to be made because the market is getting flooded. He thinks marijuana harms people's lives and leads to other drug use. He further stated that Council Member Francisco Ramirez should not get to vote on this issue and referred to a newspaper article that reported Ramirez being the first person to buy cannabis legally in California. Mr. Mizote stated that it is not a grounds to prove Council Member Ramirez has a conflict of interest.

REBUTTAL

Tasmin Wheatley, Hanford - She said that addiction is a complex issue and everything he said about cannabis can be said about alcohol, which is legal as well.

Emily Burnias, Hanford - Said in 2013 researchers found there is no association between cannabis and suicidal tendencies.

Jeanette Tacket, Hanford - She said any smoke shop in town provides something with CBD.

Mike Quinn, Hanford - He spoke in support of the ordinance to allow storefront dispensaries.

Mayor Sorensen closed the Public Comment portion of the Public Hearing at 9:43 p.m.

Council Member Devine stated that he sees the overwhelming support for cannabis from the people and would only be in support if there was a dedicated police presence in downtown, money allocated for education, and zoning to keep the dispensaries in downtown.

Council Member Ramirez moved to waive the first reading of Ordinance 19-03 which allows both storefront and non-storefront delivery; seconded by Vice Mayor Draxler.
Motion passed 4-1, (Brieno opposed).

Council Member Ramirez moved to approve Resolution 19-08-R with the addition of non-storefront dispensaries limited to two (2); seconded by Vice Mayor Draxler.
Motion passed 4-1, (Brieno opposed).

Dir. Mata stated that MX-D would be an appropriate zoning for two storefront dispensaries. Mayor Sorensen asked if the Council could consider allowing one dispensary downtown and another one in another part of the City. Vice Mayor Draxler agreed with her and suggested the Regional Commercial zone which would be near the 12th Ave/Lacey Blvd area and the Costco area. He said that they have plenty of parking available. Council Members Devine

and Ramirez stated they would only support the zoning to be downtown. Vice Mayor Draxler said that he is concerned about the Hanford Mall. Dir. Mata will take this information and present it to the Planning Commission as well.

Ordinance 19-03

RESULT:	**APPROVED [4 TO 1]**
MOVER:	Francisco Ramirez, Council Member
SECONDER:	John Draxler, Vice Mayor
AYES:	Draxler, Devine, Sorensen, Ramirez
NAYS:	Brieno

Resolution 19-08-R

RESULT:	**APPROVED [4 TO 1]**
MOVER:	Francisco Ramirez, Council Member
SECONDER:	John Draxler, Vice Mayor
AYES:	Draxler, Devine, Sorensen, Ramirez
NAYS:	Brieno

GENERAL BUSINESS:

COUNCIL REPORTS/COMMENTS:

Council Member Ramirez- He attended a conference in Yosemite. He asked if the City could ask KART to provide bus shelters for the bus stops downtown.

Council Member Devine - He stated that the LAFCO meeting hasn't taken place yet because it keeps getting cancelled.

Vice Mayor Draxler - He attended the most recent Planning meeting.

Mayor Sorensen - She said that the Parks and Recreation department did a good job on the Kids' Day event.

COUNCIL FUTURE AGENDA ITEMS:

City Manager Darrel Pyle reminded the Council that there will be a City & County Coordinating Meeting the next day at 5:45 p.m. at Tachi Palace Hotel & Casino.

RETURN TO CLOSED SESSION:

Mayor Sorensen adjourned to closed session at 10:30 p.m.

CLOSED SESSION ACTION REPORT:

No action taken.

ADJOURNMENT:

Mayor Sorensen adjourned the meeting at 10:53 p.m.

Respectfully submitted,

Sarah Martinez
City Clerk

AGENDA
STAFF REPORT

MEETING DATE: 5/7/2019	**AGENDA SECTION:** F

SUBJECT:
City Clerk: Approve minutes from the City Council special meeting held on March 25, 2019.

RECOMMENDATION:
Approve minutes from the City Council Special Meeting held on March 25, 2019.

FISCAL IMPACT:

ATTACHMENTS:
3.25.19 Minutes

The City of Hanford
CALIFORNIA

CITY COUNCIL MEETING
MINUTES
March 25, 2019 9:00 AM
625 I Street, Modesto, CA 95354
300 S. Morton Blvd. & S. 9th Street, Modesto, CA 95354

Attachment: 3.25.19 Minutes (CLERK: Approve Minutes 3/25/19)

CALL TO ORDER SPECIAL SESSION:

Vice Mayor Draxler called the Special Meeting to order at 9:25 a.m.

ROLL CALL BY THE CITY MANAGER:

Attendee Name	Title	Status	Arrived
John Draxler	Vice Mayor	Present	9:15 AM
Martin Devine	Council Member	Present	9:15 AM
Sue Sorensen	Mayor	Absent	
Art Brieno	Council Member	Present	9:15 AM
Francisco Ramirez	Council Member	Present	9:15 AM

PUBLIC COMMENT:

*Comments from the public are limited to items listed on the agenda (GC 54954.3a). A maximum of **three minutes** is allowed for each speaker. Please begin your comments by stating your name and providing your city of residence.*

No comments.

SPECIAL BUSINESS:

A. Tour of Modesto Emergency Shelter

The City of Hanford group was hosted by Modesto Assistant Police Chief Rick Armendariz and Stanislaus Deputy Executive Officer Ruben Imperial. These two gentlemen described the Modesto Outdoor Emergency Shelter (MOES), its development, and its operations. Discussions ranged from intake procedures, funding, staffing, maintenance, rules of engagement, and transitional plans. There was unanimous recognition that this program is not intended to end homelessness, but a plan to manage homelessness in conformance with the 9th Circuit Court of Appeals's recent ruling.

In this program, it has been determined that the City of Modesto is responsible for the facilities and the County is responsible for the people. This clear delineation of duties and

responsibilities was recognized by both City and County staff. The City of Modesto has a current population of 216,000. Stanislaus County has a homeless population of approximately 1,600, with approximately 400 inhabiting the MOES.

The goal is to manage the population and bring both meal and case management programs to the MOES in an effort to reduce the homeless population over the next nine months, before transition to a permanent indoor homeless shelter. It was recognized that the current MOES location would have to be vacated by the end of December 2019, based on other commitments designated for this site. A site for a replacement OES for initial triage of a growing homeless population has not been identified as of this date.

ADJOURNMENT:

After touring the entire facility, Vice Mayor Draxler adjourned the Special meeting at 11:07 a.m.

Respectfully submitted,

Sarah Martinez
City Clerk

AGENDA
STAFF REPORT

MEETING DATE: 5/7/2019	**AGENDA SECTION:** G

SUBJECT:
FIRE: Approve out-of-state travel to Appleton, Wisconsin for three City employees to attend the final-inspection of the Pierce ladder truck on dates to be determined in June, 2019.

RECOMMENDATION:
That the city council, by motion, approve out-of-state travel for three city employees, to be determined, to conduct the final-inspection of the City's new ladder truck at the Pierce Manufacturing plant in Appleton, Wisconsin on dates to be determined in June, 2019.

BACKGROUND:
In accordance with the goals and objectives established by Council in May 2018, the purchase of a new ladder truck was approved with the adoption of the FY 18/19 budget. The process of building any new fire truck involves several meetings or inspections at the manufacturer's plant before, during, and after the construction of the vehicle to develop the specification and to inspect the vehicle throughout the construction of the vehicle to verify specifications are being met before taking delivery. These meetings include: the pre-build conference, mid-point inspection, and the final inspection. The cost of the travel, hotel, and meals for the personnel attending the three meetings was included in the final cost of the truck.

In August, 2018, five City employees attended the pre-build conference to build the specification of the ladder truck. At the September 18, 2018 City Council Meeting, council approved the purchase of a Velocity 110' Platform Ladder Truck from Pierce Manufacturing. In April 2019, Three city employees attended the mid-point inspection. The purpose of this trip was to perform the mid-point inspection to ensure that specifications are being met. In June, the manufacturing plant will be ready for our final inspection. On this trip, employees will inspect the vehicle for the many features and components that were to be included in the price of the apparatus. The inspection is lengthy and thorough. The three employees to attend this trip will be determined prior to traveling.

Completion of the ladder truck is scheduled for May 5, and then we will travel back to

Wisconsin the week after for the last time to conduct the final inspection of the completed ladder truck. After the final inspection is complete, we should be taking delivery of the ladder truck in June.

Staff recommends that Council, by motion, approve the out-of-state travel for three City employees, to be determined, to conduct the final inspection of our new ladder truck at the Pierce Manufacturing plant in Appleton, Wisconsin on dates to be determined in early June, 2019.

FISCAL IMPACT:
The cost of the travel, hotel, and meals for the personnel attending this inspection was included in the final cost of the truck.

ATTACHMENTS:

AGENDA
STAFF REPORT

MEETING DATE: 5/7/2019	**AGENDA SECTION:** H

SUBJECT:
Utilities and Engineering: Continuance of Emergency Resolution for Treatment Project on Well No. 50.

RECOMMENDATION:
That the City Council, by motion, continue the Emergency Resolution for the Treatment Project at Well No. 50.

BACKGROUND:
The City Municipal Code requires the City Council to take action to continue the Emergency Resolution at each regular Council Meeting until the project is complete.

FISCAL IMPACT:
No fiscal impact is realized.

ATTACHMENTS:

AGENDA
STAFF REPORT

MEETING DATE: 5/7/2019	**AGENDA SECTION:** I

SUBJECT:
Utilities and Engineering: Approve the Notice of Completion for Tract No. 918 Bella Vista Subdivision Unit 1 and authorize the Mayor to execute and the City Clerk to attest and file said Notice with the Kings County Recorder's Office. (Centennial Drive & Devon Street)

RECOMMENDATION:
That the City Council, by motion, approve a Notice of Completion for Tract No. 918 Bella Vista Subdivision Unit 1 and authorize the Mayor to execute and the City Clerk to attest and file said Notice with the Kings County Recorder's Office.

BACKGROUND:
On June 19, 2018, the City Council approved the final map and subdivision agreement for Tract No. 918 Unit I, a 68-lot subdivision located as shown on the attached map. The subdivision is being developed by Presidio JJR Bella Vista, LLC. The developer has completed all required public infrastructure improvements for the subdivision, and has deposited a 10% warranty bond with the city, which will remain in effect for a minimum of one year after the attached Notice of Completion is recorded.

FISCAL IMPACT:
The public infrastructure improvements for Tract No. 918 Bella Vista Unit 1 have been constructed by the developer as required by the conditions of approval for the subdivision. No fiscal impact will result from approval of the attached Notice of Completion.

ATTACHMENTS:
Tract 918 - Unit 1 - NOC
Tract 918 Location Map

RECORDING REQUESTED BY:
CITY OF HANFORD

When recorded return to:

City Clerk
City of Hanford
315 North Douty Street
Hanford, California 93230-3951

G.C. 27361.3 - Fee NIL

NOTICE OF COMPLETION

TO WHOM IT MAY CONCERN:

YOU ARE HEREBY NOTIFIED AS FOLLOWS:

1. The work of Improvement is located at: Tract No. 918 Unit 1, Bella Vista Subdivision

2. The Improvement is particularly described as: Subdivision Infrastructure Improvements

3. The date of completion of the work of Improvement: April 9, 2019

4. The Owner of the work of Improvement: City of Hanford

5. The nature of the owner's interest or estate: Fee Simple Title

6. The name of the original contractor for the work of Improvement: Presidio JJR Bella Vista 128, LLC

7. The surety for the work of Improvement: SureTec Insurance Company

8. Accepted by minute action of the City Council of the City of Hanford on: May 7, 2019.

I certify under penalty of perjury that the foregoing is true and correct.
Dated this 7th day of May, 2019.

BY: _____
Sue Sorensen, Mayor
City of Hanford, County of Kings, State of California

I, the undersigned, say:
I am the person who signed the foregoing notice. I have read the above notice and know its contents, and the facts stated therein are true of my own knowledge.

I declare under penalty of perjury that the foregoing is true and correct.

Executed at Hanford, California, this _____day of _____ 2019.

BY: _____
Sue Sorensen, Mayor
City of Hanford, County of Kings, State of California

Authority: Section 1181 Civil Code

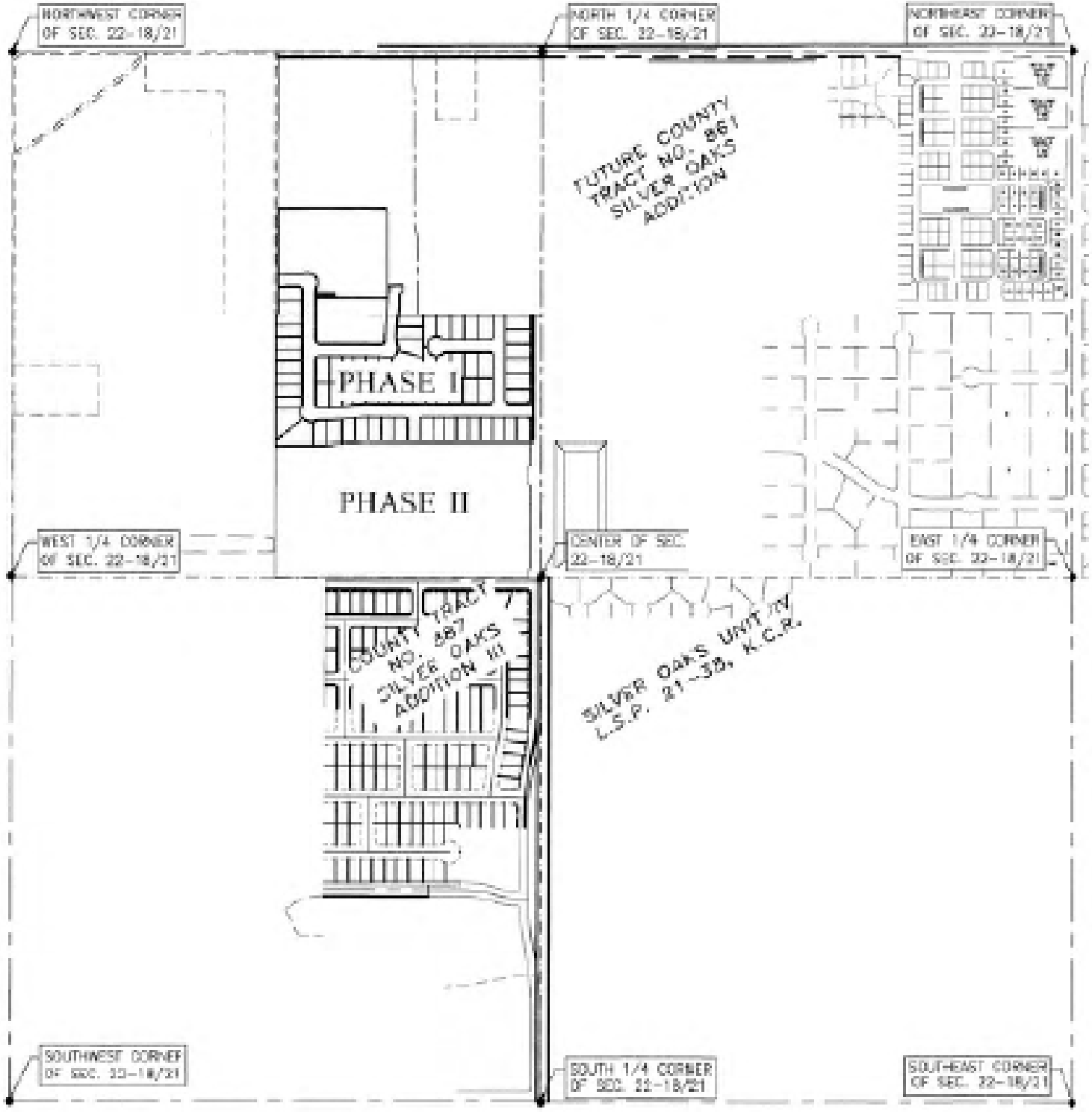

Attachment: Tract 918 Location Map (UE: Tract 918, Unit 1, Notice of Completion)

AGENDA
STAFF REPORT

MEETING DATE: 5/7/2019	**AGENDA SECTION:** J

SUBJECT:
Utilities and Engineering: Authorize staff to advertise the Hanford Armona Road Sanitary Sewer Extension from Foggy Bottom Road to Hanford Municipal Airport Project.

RECOMMENDATION:
That the City Council, by motion, authorize staff to advertise for bids for the Hanford Armona Road Sanitary Sewer Extension, from Foggy Bottom Road to Hanford Municipal Airport Project.

BACKGROUND:
This project will fund the extension and installation of the existing 12" sanitary sewer main in Hanford Armona Road from Foggy Bottom Road to the Hanford Municipal Airport frontage. A 4" service will be installed and connected to the exist sewer cleanout at the airport office. The existing septic system will be abandoned per City requirements.

Improvement plans and specifications for the Hanford Armona Road Sanitary Sewer Extension from Foggy Bottom Road to Hanford Municipal Airport Project are complete. With Council approval, staff will solicit bids for the construction of this project. If awarded, construction is anticipated to begin in July 2019.

This project was expedited because the Hanford Municipal Airport office and park currently receive sewer service from an aging septic system which recently failed and overflows. City staff must pump the septic tank daily until a sewer connection to the city system is accomplished.

FISCAL IMPACT:
The Wastewater Capital Reserves provides $110,000.00 for the construction, including contingencies, of this project. A copy of the Budget Page 219 is attached for Council review.

ATTACHMENTS:
Budget Page 219

Hanford-Armona Rd. Main Ext., Foggy Bottom Dr. to Airport

Project Background:

The Hanford Municipal Airport office currently receives sewer service from an aging septic system. Restroom facilities at the airport office/park are used extensively.

Existing Conditions:

The City's sanitary sewer system currently terminates within Hanford-Armona Road at Foggy Bottom Drive.

Project Justification:

This project will extend the existing 12" diameter sewer main to Hanford-Armona Road from Foggy Bottom Drive to the Airport office/Park and connect to the existing office sewer lateral. The existing service septic system will also be abandoned. Extension of the sewer main east of Foggy Bottom Drive will also facilitate further development opportunities.

Fiscal Implications:

Funding for the Hanford-Armona Road Main Extension will be allocated from Wastewater Capital reserves.

Project Budget Summary:

		5-Year Funding Allocation				
		2019	2020	2021	2022	2023
Expenditure	**Program or Project**	Construction				
	Engineering / Inspection	12,000				
	Construction	100,000				
	Contingency	10,000				
	Department Overhead	3,000				
	Total Expenditure	$125,000	$0	$0	$0	$0
Revenue	**Funding**					
	363 Wastewater Capital	125,000				
	Total Funding	$125,000	$0	$0	$0	$0

AGENDA
STAFF REPORT

MEETING DATE: 5/7/2019	**AGENDA SECTION:** K

SUBJECT:
Utilities and Engineering: Approve the Notice of Completion for the Hidden Valley Park Pedestrian Pathway Construction Project, and authorize the Mayor to execute and the City Clerk to attest and file said Notice with the Kings County Recorder's Office.

RECOMMENDATION:
That the City Council, by motion, approve a Notice of Completion for the Hidden Valley Park Pedestrian Pathway Construction Project, and authorize the Mayor to execute and the City Clerk to attest and file said Notice with the Kings County Recorder¢s Office.

BACKGROUND:
On December 4th, 2018 the Council pre-authorized staff to award the Hidden Valley Park Pedestrian Pathway Construction Project. On February 12th, 2019 the project was awarded to Serna Construction, Inc. This project included the construction of an 8 foot wide concrete sidewalk pathway and addressed ADA accessibility for the oak shelter. It also connected all amenities together, including the picnic arbors, splash pad, playground, dog facilities and restrooms.

There was one contract change order on this project for changing the joint spacing, remove and replace approximately 46 LF of sidewalk, and additional curb cutting at the ADA ramp, in the total increase of $3,850.00.

FISCAL IMPACT:
The Capital Improvement Program Budget provides $198,000 for construction including contingency, for this project. The total cost to complete the project construction was $48,790.00. Attached is a Final Project Construction and Finance History Report for Council review.

ATTACHMENTS:
Final Project Construction and Finance History

NOC - Recording Original

FINAL PROJECT CONSTRUCTION AND FINANCE HISTORY

PROJECT: Hidden Valley Park Pedestrian Pathway Construction Project
CONTRACTOR: Serna Construction Inc.
5019 E. Nevada,
Fresno, CA 93727

CONTRACT DATES:	Bid Date	January 15, 2019
	Award	February 12, 2019
	Contractor Started Work	February 7, 2019
	Contract Time of Completion	March 21, 2019
	Contractor Completed Work	March 21, 2019

CONTRACT CHANGE ORDERS:

Contract Change Order No. 1: Credit back for changing the joint spacing from 5' deep and 20' expansion joints to 8' deep and 54' expansion joints; and remove and replace approximately 46 LF of sidewalk, as well as cut curbing at ADA ramp.

For a total Increase of $3,850.00

FINANCIAL HISTORY:

SOURCE OF BUDGET FUNDING	AMOUNT
FY 17/18 Capital Improvement Budget:	$ 198,000.00
Total Budget Funding	$ 198,000.00
CONSTRUCTION COST	
Original Contract – Total Bid Award	$ 44,940.00
Contract Change Order No. 1	$ 3,850.00
Total Construction Cost	$ 48,790.00
Fund Balance	$ 149,210.00

RECORDING REQUESTED BY:
CITY OF HANFORD

When recorded return to:

City Clerk
City of Hanford
315 North Douty Street
Hanford, California 93230-3951

G.C. 27361.3 - Fee NIL

NOTICE OF COMPLETION

TO WHOM IT MAY CONCERN:

YOU ARE HEREBY NOTIFIED AS FOLLOWS:

1. The work of Improvement is located: Hidden Valley Park: APN: 008360006000

2. The Improvement is particularly described as: Hidden Valley Park Pedestrian Pathway Construction Project

3. The date of completion of the work of Improvement: March 21, 2019

4. The Owner of the work of Improvement: City of Hanford.

5. The nature of the owner's interest or estate: Fee Simple Title.

6. The name of the original contractor for the work of Improvement: Serna Construction, Inc.

7. The surety for the work of Improvement: Not Required

8. All work for this project has been completed.

9. Accepted by minute action of the City Council of the City of Hanford on: May 7, 2019

I certify under penalty of perjury that the foregoing is true and correct.
Dated this 7th day of May, 2019.

BY: _____
Sue Sorensen, Mayor
City of Hanford, County of Kings, State of California

Attachment: NOC - Recording Original (UE: NOC for the Hidden Valley Park Pedestrian Pathway Construction Project)

I, the undersigned, say:
I am the person who signed the foregoing notice. I have read the above notice and know its contents, and the facts stated therein are true of my own knowledge.

I declare under penalty of perjury that the foregoing is true and correct.

Executed at Hanford, California, this ____ day of _____, 2019.

BY: _____
Sue Sorensen, Mayor
City of Hanford, County of Kings, State of California

Authority: Section 1181 Civil Code

AGENDA
STAFF REPORT

MEETING DATE: 5/7/2019	**AGENDA SECTION:** L

SUBJECT:
Public Works: Accept Avigation and Clearance Easement from Victoriano and Gloria Michel in conformance with the City's Airport Layout Plan (ALP). (10th Avenue and Grangeville Boulevard)

RECOMMENDATION:
That the City Council, by motion, accept the attached Avigation and Clearance Easement from Victoriano and Gloria Michel, and authorize the City Clerk to record said document with the Kings County Recorders Office.

BACKGROUND:
The City's ALP (excerpt copy attached) identifies the need to protect the air space immediately over the airports runway approach to ensure that encroachment does not occur. This is required so that planes landing at the airport have an acceptable approach for safe landings. The City's ALP and corresponding zoning restrictions require that all property owners who wish to construct facilities located within the Airport's landing flight path shall enter into an Avigation and Clearance Easement with the City.

Victoriano and Gloria Michel are proposing to construct a new commercial building located at 1411 N. 10th Avenue. The proposed project, which has been approved by the County (Site plan review no.19-09) does not encroach into the airports runway approach vertical elevation boundary.

FISCAL IMPACT:
The Avigation and Clearance Easement is being offered to the City at no cost.

ATTACHMENTS:
Avigation and Clearance Easement
ALP Approach Surface Map

RECORDING REQUESTED BY:

CITY OF HANFORD

WHEN RECORDED RETURN TO:

CITY OF HANFORD
ADMINISTRATION
319 N. DOUTY STREET
HANFORD, CA 93230

AVIGATION AND CLEARANCE EASEMENT

THIS AVIGATION AND CLEARANCE EASEMENT is made and entered into this 28th day of MARCH, 2019, between Victoriano Michel and Gloria Michel, husband and wife as joint tenants ("Grantor") and the CITY OF HANFORD, a Municipal Corporation ("Grantee").

RECITALS

A. Grantor is the owner or has a beneficial interest in certain real property in the City of Hanford, County of Kings, State of California and more particularly described in Exhibit "A", which is attached hereto and made a part hereof ("Real Property").

B. The Real Property is located approximately 6,000 feet from the Hanford Municipal Airport ("Airport"). Grantor desires to construct certain improvements upon the Real Property.

C. Grantee wishes to insure that the construction of any improvements upon the Real Property will not interfere with the use of the Airport, including, without limitation, aircraft passing over the Real Property on take-off from or landing at the Airport.

D. As a requirement of approval to construct any improvements upon the Real Property, Grantor agrees to grant the Grantee the easement described herein.

NOW, THEREFORE, it is agreed as follows:

1. Grantor, for good and valuable consideration, the receipt and sufficiency of which are hereby acknowledged, does hereby grant to the Grantee, its successors and assigns, a perpetual and assignable easement and right-of-way over all of the Real Property.

2. This easement applies to the airspace above an imaginary plane over the Real Property ("Airspace"). The imaginary plane is described as follows:

> The imaginary plane above the Real Property, as such plane is defined by Part 77 of the Federal Aviation Regulations, or any amendment, modification or replacement of Part 77 of the Federal Aviation Regulations, and consists of a plane; the elevation of said plane being based upon the Airport official runway end elevation of 239.5 feet Above Mean Sea Level (AMSL), as determined by Hanford Airport Layout Plan latest edition, on file in the office of the Hanford Public Works Department.

Attachment: Avigation and Clearance Easement (PW: Accept Avigation and Clearance Easement)

3. This easement and right-of-way includes, but is not limited to:

(a) For the use and benefit of the public, an easement and continuing right to fly, or cause or permit the flight by any and all persons, or any aircraft, of any and all kinds now or hereafter known, in, through, across, or about any portion of the Airspace.

(b) The easement and right to cause or create, or permit or allow to be caused or created within all space above the existing surface of the Real Property and any and all Airspace laterally adjacent to the Real Property, such noise, vibration, currents, dust, discomfort or inconvenience and other effects of air, illumination and fuel consumption as may be inherent in, or may arise or occur from or during the operation of aircraft or any and all kinds, now or hereafter known or used, for navigation of or flight in air.

(c) A continuing right to clear and keep clear from the Airspace any obstructions, including, without limitation, portions or buildings, structures, or improvements of any kind, trees, vegetation or other objects, including the right to remove or demolish those portions of such buildings, structures, improvements, trees, vegetation or other things which extend into or above said Airspace, and the right to cut to the ground level and remove any trees or vegetation which extend into or above the Airspace.

(d) The right to mark and light, or cause or require to be marked or lighted, as obstructions to air navigation, including, without limitation, any and all buildings, structures, or other improvements, trees, vegetation or other objects, which extend into or above the Airspace.

(e) The right to regulate or prohibit the release into the air of any substance which would impair the visibility or otherwise interfere with the operations of aircraft such as, but not limited to, steam, dust, and smoke.

(f) The right to regulate or prohibit light emissions, either direct, indirect or reflective, which might interfere with pilot vision or the operation of any aircraft.

(g) The right to prohibit electrical emissions which would interfere with aircraft communication systems or aircraft navigational equipment.

(h) The right of ingress to, passage within and over, and egress from the Real Property, for the purposes described in subparagraphs (c) through (g), inclusive, above at reasonable times.

4. For and behalf of itself, its successors and assigns, the Grantor hereby covenants with Grantee for the direct benefit of the Real Property constituting the Airport, that neither the Grantor, nor its successors in interest or assigns will construct, install, erect, place or grow in or upon the Real Property which constitutes an obstruction to air navigation, or which obstructs or interferes with the use of the easement and rights-of-way herein granted, nor will they permit to allow, any building, structure, improvement, tree, vegetation or other object to extend into or above the Airspace.

5. The easements and rights-of-way herein granted shall be deemed both appurtenant to and for the direct benefit of that Real Property which constitutes the Airport; and shall further be deemed in gross, being conveyed to the Grantee for the benefit of the Grantee and any and all members of the general public who may use said easement or right-of-way, in landing at, taking off from or operating such aircraft in or about the Airport, or in otherwise flying through said Airspace.

6. This grant of easement shall not operate to deprive the Grantor, its successors or assigns, of any rights, which it may from time to time have against any air carrier or private operator for negligent or unlawful operation of aircraft.

7. These covenants, agreements and rights identified herein run with the land and are binding upon the heirs, administrators, executors, successors and assigns of the Grantor, and, for the purpose of this instrument, the Real Property is the servant tenement and is the dominant tenement.

Dated: 03/28/2019

Property Owners

Victoriano Michel

Victoriano Michel

Gloria Michel

Attachment: Avigation and Clearance Easement (PW: Accept Avigation and Clearance Easement)

CALIFORNIA ALL-PURPOSE ACKNOWLEDGMENT CIVIL CODE § 1189

A notary public or other officer completing this certificate verifies only the identity of the individual who signed the document to which this certificate is attached, and not the truthfulness, accuracy, or validity of that document.

State of California)
County of Kings)

On 03/28/2019 (Date) before me, JESUS E. NARANJO, NOTARY PUBLIC (Here Insert Name and Title of the Officer)

personally appeared VICTORIANO MICHEL RAMIREZ AND GLORIA MARIA MICHEL (Name(s) of Signer(s))

who proved to me on the basis of satisfactory evidence to be the person(s) whose name(s) is/are subscribed to the within instrument and acknowledged to me that ~~he/she~~/they executed the same in ~~his/her~~/their authorized capacity(ies), and that by ~~his/her~~/their signature(s) on the instrument the person(s), or the entity upon behalf of which the person(s) acted, executed the instrument.

JESUS E. NARANJO
NOTARY PUBLIC - CALIFORNIA
COMMISSION # 2119597
KINGS COUNTY
My Comm. Exp. July 16, 2019

I certify under PENALTY OF PERJURY under the laws of the State of California that the foregoing paragraph is true and correct.

WITNESS my hand and official seal.

Signature Jesus E. Naranjo
Signature of Notary Public

Place Notary Seal Above

OPTIONAL

Though this section is optional, completing this information can deter alteration of the document or fraudulent reattachment of this form to an unintended document.

Description of Attached Document
Title or Type of Document: AVIGATION AND CLEARANCE EASEMENT Document Date: 03/28/2019
Number of Pages: 3 Signer(s) Other Than Named Above: N/A

Capacity(ies) Claimed by Signer(s)

Signer's Name: GLORIA MARIA MICHEL	Signer's Name: VICTORIANO MICHEL RAMIREZ
☐ Corporate Officer — Title(s):	☐ Corporate Officer — Title(s):
☐ Partner — ☐ Limited ☐ General	☐ Partner — ☐ Limited ☐ General
☒ Individual ☐ Attorney in Fact	☒ Individual ☐ Attorney in Fact
☐ Trustee ☐ Guardian or Conservator	☐ Trustee ☐ Guardian or Conservator
☐ Other:	☐ Other:
Signer Is Representing:	Signer Is Representing:

©2014 National Notary Association • www.NationalNotary.org • 1-800-US NOTARY (1-800-876-6827) Item #5907

Attachment: Avigation and Clearance Easement (PW: Accept Avigation and Clearance Easement)

EXHIBIT "A"

APN: 014-161-027

THE LAND REFERRED TO HEREIN IS SITUATED IN THE CITY OF HANFORD, COUNTY OF KINGS, STATE OF CALIFORNIA AND IS DESCRIBED AS FOLLOWS:

THE NORTH 108.65 FEET OF LOT 5 OF CROWELLS SUBDIVISION, OF A PART OF THE NORTHWEST QUARTER OF SECTION 30, TOWNSHIP 18 SOUTH, RANGE 22 EAST, MOUNT DIABLO BASE AND MERIDIAN, IN THE UNINCORPORATED AREA OF THE COUNTY OF KINGS, STATE OF CALIFORNIA, ACCORDING TO THE MAP RECORDED IN BOOK 1 AT PAGE 87 OF MAPS, KINGS COUNTY RECORDS.

Attachment: Avigation and Clearance Easement (PW: Accept Avigation and Clearance Easement)

CERTIFICATE OF ACCEPTANCE OF
AVIGATION AND CLEARANCE EASEMENT

This is to certify that the interest in real property conveyed by the Avigation and Clearance Easement dated _____, 20___ from Victoriano Michel and Gloria Michel, husband and wife as joint tenants, to the City of Hanford, a Municipal Corporation, is hereby accepted by the undersigned officer or agent on behalf of the City Council of the City of Hanford and the grantee consents to recordation thereof by its duly authorized officer.

CITY OF HANFORD, a municipal corporation

Date: _____

By: _____
DARREL PYLE
City Manager

ATTEST:

By:_____
Sarah Martinez, City Clerk

Attachment: Avigation and Clearance Easement (PW: Accept Avigation and Clearance Easement)

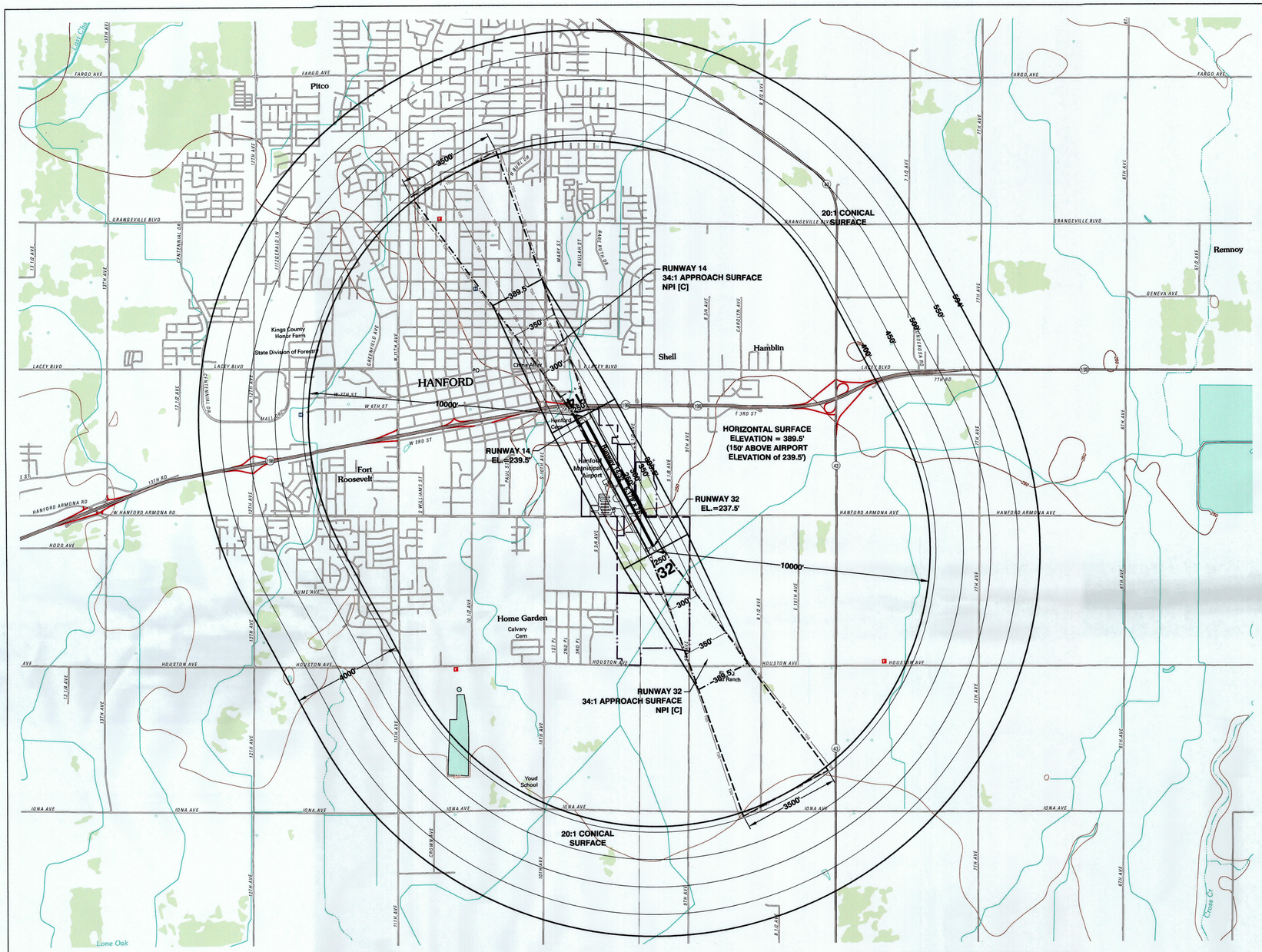

TYPICAL FAR PART 77 SURFACES

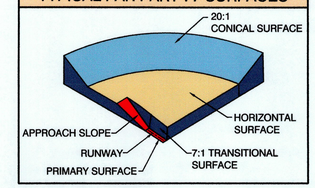

RUNWAY 14 OBJECTS

POINT #	OBJECT DESCRIPTION	OBJECT ELEVATION	PART 77 SURFACE	PART 77 SURFACE ELEVATION	PART 77 PENETRATION	TSS SURFACE ELEVATION	TSS PENETRATION	DISPOSITION
14-1	Road*	261'	Rwy 14 Approach	243.4'	17.6'	256.1'	4.9'	Obstruction Light
14-2	Road*	263'	Rwy 14 Approach	245.5'	17.5'	259.5'	3.5'	Obstruction Light
14-3	Billboard	268'	Rwy 14 Approach	251.4'	16.1'	270.6'	-2.6'	Obstruction Light

RUNWAY 14 OBJECTS - FUTURE THRESHOLD SITING SURFACE

POINT #	OBJECT DESCRIPTION	OBJECT ELEVATION	TSS SURFACE ELEVATION	TSS PENETRATION	DISPOSITION
14-1	Road*	261'	243.9'	17.1'	Obstruction Light
14-2	Road*	263'	247.3'	15.7'	No Action
14-3	Billboard	268'	258.4'	9.6'	Remove

RUNWAY 32 OBJECTS

POINT #	OBJECT DESCRIPTION	OBJECT ELEVATION	PART 77 SURFACE	PART 77 SURFACE ELEVATION	PART 77 PENETRATION	TSS SURFACE ELEVATION	TSS PENETRATION	DISPOSITION
32-1	Utility Pole	287'	Rwy 32 Approach	288.3'	-1.3'	Not Under Surface	N/A	No Action
32-2	Utility Pole	287'	Rwy 32 Approach	307.0'	-20.0'	Not Under Surface	N/A	No Action
32-3	Utility Pole	287'	Rwy 32 Approach	309.6'	-22.6'	309.6'	-22.6'	No Action

APPROACH SURFACE PROFILE

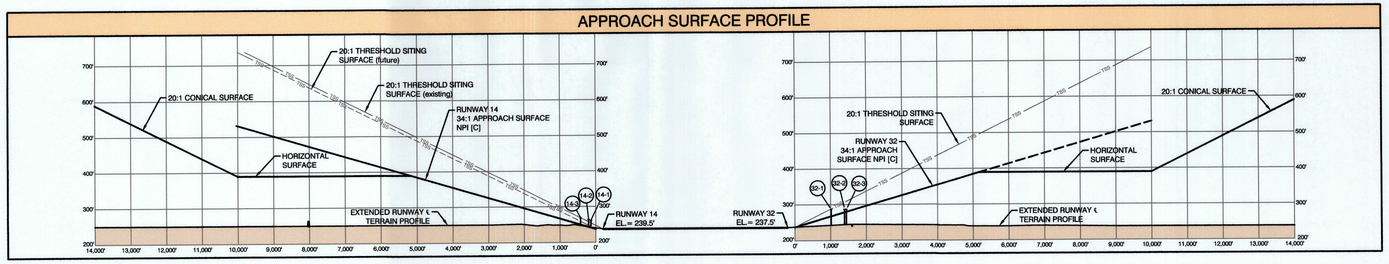

LEGEND: PLAN VIEW

- Existing Runway
- Airport Property Boundary
- Airport Property Boundary (future)
- Avigation Easement (future)
- Part 77 Surfaces
- Part 77 Approach Surface
- Part 77 Surface Contour
- Threshold Siting Surface (existing)
- Threshold Siting Surface (future)
- Terrain Contours

LEGEND: PROFILE VIEW

- Part 77 Surfaces
- Part 77 Approach Surface
- Threshold Siting Surface (existing)
- Threshold Siting Surface (future)

PROFILE VIEW:
VERTICAL EXAGGERATION OF 10
VERTICAL SCALE: 1"=300'

TRUE
MAGNETIC

MAGNETIC DECLINATION 13° 59' E
ANNUAL CHANGE: 0°5' WEST
MARCH 2015

2,000
0 FEET 4,000

NOTES:

- Runway ends, Part 77 surface contours and obstruction elevations are shown in NAD83 and NAVD88. All elevations in feet above mean sea level (MSL).
- Runway end elevation source: Airport AVN Data Sheet.
- Object elevation source: Previous ALP. Objects shown are considered to be most critical to Part 77 airspace. Full obstruction survey recommended prior to threshold displacement.
- Basemap source: USGS Topographic maps.
- See Sheet 5 (Runway 14/32 Inner-Approach) for close-in obstructions in RPZ areas.

Airport Layout Plan Drawing Set
FAA-Approved on JAN 25 2017

NO.	REVISION	SPONSOR	DATE
5	13A Update, Fuel island relocation.	Mead & Hunt	Jul. 2016
4	Future hangar locations	Mead & Hunt	Oct. 2009
3	Taxiway A Realignment	Mead & Hunt	Nov. 2005
2	Lat./Long correction, Property acquisition, Pavement removal		May 2001
1	Runway extension construction		Dec. 2000

HANFORD MUNICIPAL AIRPORT
HANFORD, CALIFORNIA

AIRPORT AIRSPACE DRAWING

Mead & Hunt
133 Aviation Boulevard, Suite 100
Santa Rosa, California 95403
(707) 526-5010
Fax (707) 526-9721
www.meadhunt.com

DESIGN: BM | DRAWN: TE/BR/BM | DATE: July 2016 | SHEET 4 OF 8

The preparation of this document may have been supported, in part, through the Airport Improvement Program financial assistance from the Federal Aviation Administration (Project Number Unassigned) as provided under Title 49 U.S.C., Section 47104. The contents do not in any way constitute a commitment on the part of the United States to participate in any development depicted therein nor does it indicate that the proposed development is environmentally acceptable or would have justification in accordance with appropriate public laws.

K:\0822700\131674.01\TECH\CAD\drawings\ALP\HJ0.ALP.Airspace.2015.dwg Jul 26, 2016 – 9:35am

Attachment: ALP Approach Surface Map (PW: Accept Avigation and Clearance Easement)

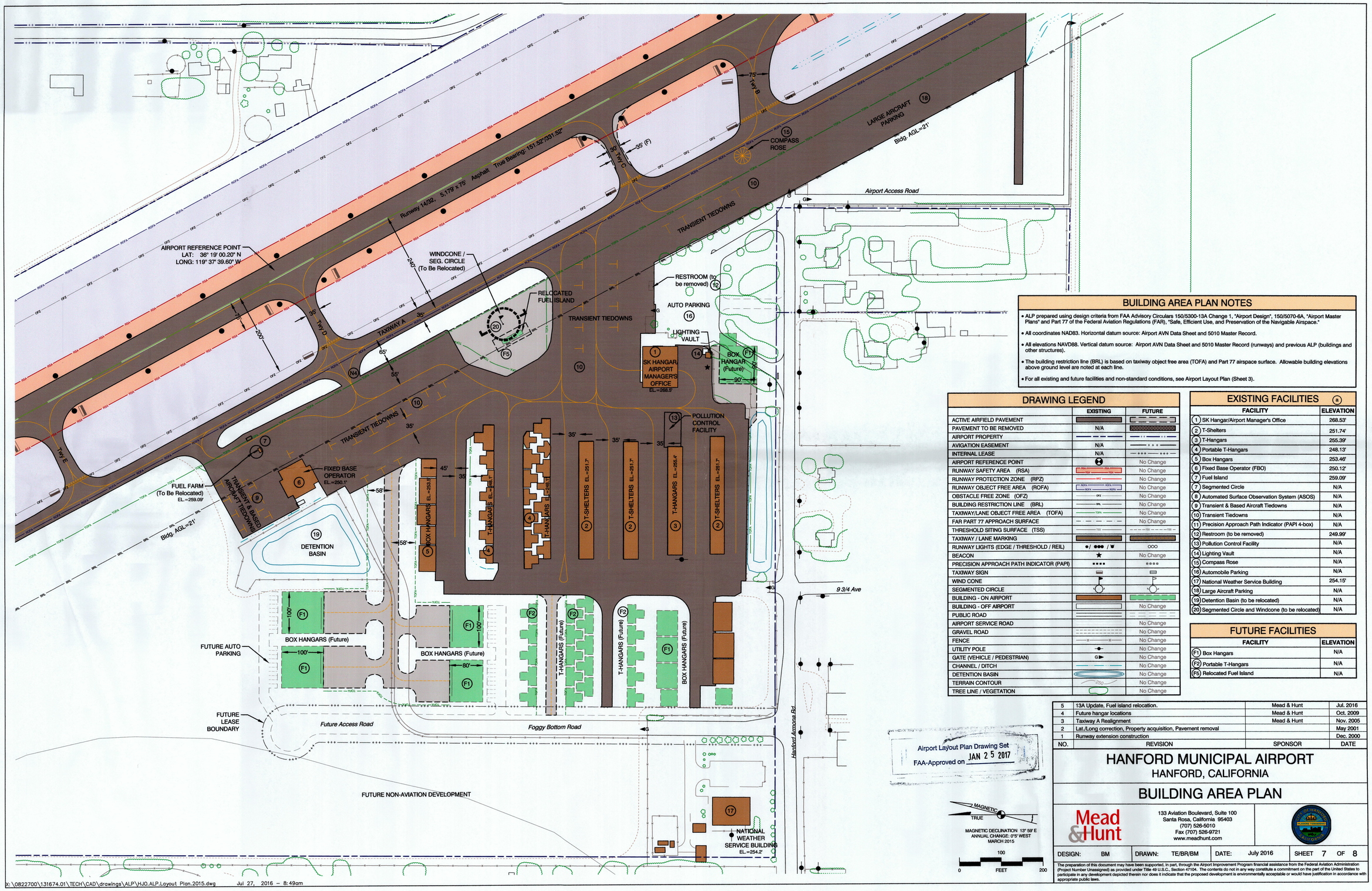

BUILDING AREA PLAN NOTES

- ALP prepared using design criteria from FAA Advisory Circulars 150/5300-13A Change 1, "Airport Design", 150/5070-6A, "Airport Master Plans" and Part 77 of the Federal Aviation Regulations (FAR), "Safe, Efficient Use, and Preservation of the Navigable Airspace."
- All coordinates NAD83. Horizontal datum source: Airport AVN Data Sheet and 5010 Master Record.
- All elevations NAVD88. Vertical datum source: Airport AVN Data Sheet and 5010 Master Record (runways) and previous ALP (buildings and other structures).
- The building restriction line (BRL) is based on taxiway object free area (TOFA) and Part 77 airspace surface. Allowable building elevations above ground level are noted at each line.
- For all existing and future facilities and non-standard conditions, see Airport Layout Plan (Sheet 3).

DRAWING LEGEND

	EXISTING	FUTURE
ACTIVE AIRFIELD PAVEMENT		
PAVEMENT TO BE REMOVED	N/A	
AIRPORT PROPERTY		
AVIGATION EASEMENT	N/A	
INTERNAL LEASE	N/A	
AIRPORT REFERENCE POINT		No Change
RUNWAY SAFETY AREA (RSA)	RSA	No Change
RUNWAY PROTECTION ZONE (RPZ)	RPZ	No Change
RUNWAY OBJECT FREE AREA (ROFA)	ROFA	No Change
OBSTACLE FREE ZONE (OFZ)	OFZ	No Change
BUILDING RESTRICTION LINE (BRL)	BRL	No Change
TAXIWAY/LANE OBJECT FREE AREA (TOFA)	TOFA	No Change
FAR PART 77 APPROACH SURFACE		No Change
THRESHOLD SITING SURFACE (TSS)	TSS	TSS
TAXIWAY / LANE MARKING		
RUNWAY LIGHTS (EDGE / THRESHOLD / REIL)	/ /	
BEACON		No Change
PRECISION APPROACH PATH INDICATOR (PAPI)		
TAXIWAY SIGN		
WIND CONE		
SEGMENTED CIRCLE		
BUILDING - ON AIRPORT		
BUILDING - OFF AIRPORT		No Change
PUBLIC ROAD		
AIRPORT SERVICE ROAD		No Change
GRAVEL ROAD		No Change
FENCE		No Change
UTILITY POLE		No Change
GATE (VEHICLE / PEDESTRIAN)	G	No Change
CHANNEL / DITCH		No Change
DETENTION BASIN		No Change
TERRAIN CONTOUR	250	No Change
TREE LINE / VEGETATION		No Change

EXISTING FACILITIES (a)

FACILITY	ELEVATION
(1) SK Hangar/Airport Manager's Office	268.53'
(2) T-Shelters	251.74'
(3) T-Hangars	255.39'
(4) Portable T-Hangars	248.13'
(5) Box Hangars	253.46'
(6) Fixed Base Operator (FBO)	250.12'
(7) Fuel Island	259.09'
(7) Segmented Circle	N/A
(8) Automated Surface Observation System (ASOS)	N/A
(9) Transient & Based Aircraft Tiedowns	N/A
(10) Transient Tiedowns	N/A
(11) Precision Approach Path Indicator (PAPI 4-box)	N/A
(12) Restroom (to be removed)	249.99'
(13) Pollution Control Facility	N/A
(14) Lighting Vault	N/A
(15) Compass Rose	N/A
(16) Automobile Parking	N/A
(17) National Weather Service Building	254.15'
(18) Large Aircraft Parking	N/A
(19) Detention Basin (to be relocated)	N/A
(20) Segmented Circle and Windcone (to be relocated)	N/A

FUTURE FACILITIES

FACILITY	ELEVATION
(F1) Box Hangars	N/A
(F2) Portable T-Hangars	N/A
(F5) Relocated Fuel Island	N/A

NO.	REVISION	SPONSOR	DATE
5	13A Update, Fuel island relocation.	Mead & Hunt	Jul. 2016
4	Future hangar locations	Mead & Hunt	Oct. 2009
3	Taxiway A Realignment	Mead & Hunt	Nov. 2005
2	Lat./Long correction, Property acquisition, Pavement removal		May 2001
1	Runway extension construction		Dec. 2000

HANFORD MUNICIPAL AIRPORT
HANFORD, CALIFORNIA

BUILDING AREA PLAN

Mead & Hunt
133 Aviation Boulevard, Suite 100
Santa Rosa, California 95403
(707) 526-5010
Fax (707) 526-9721
www.meadhunt.com

DESIGN: BM | DRAWN: TE/BR/BM | DATE: July 2016 | SHEET 7 OF 8

The preparation of this document may have been supported, in part, through the Airport Improvement Program financial assistance from the Federal Aviation Administration (Project Number Unassigned) as provided under Title 49 U.S.C., Section 47104. The contents do not in any way constitute a commitment on the part of the United States to participate in any development depicted therein nor does it indicate that the proposed development is environmentally acceptable or would have justification in accordance with appropriate public laws.

X:\0822700\131674.01\TECH\CAD\drawings\ALP\HJO.ALP.Layout Plan.2015.dwg Jul 27, 2016 – 8:49am

Attachment: ALP Approach Surface Map (PW: Accept Avigation and Clearance Easement)

AGENDA
STAFF REPORT

MEETING DATE: 5/7/2019	**AGENDA SECTION:** M

SUBJECT:
Finance: Warrant Register

RECOMMENDATION:
Approve warrant register for $1,997,776.55.

BACKGROUND:

FISCAL IMPACT:

ATTACHMENTS:
WARRANT REGISTER-DIVISION ORDER 5-7-19

Date: 5/1/2019

Warrant Register

Division # and Name	Acct # and Name	Check Date	Check Number	Vendor Name	Transaction Amt	Inv#	Transaction Description	Void
001 GENERAL FUND	1480 REVOLVING POSTAGE	4/17/19	133386	MAILROOM FINANCE INC DBA **TOTAL FUNDS**	3,000.00	116792743/1	2019-03 CMRS-METER	
	2020-001 USE TAXES PAYABLE	4/24/19	133426	CALIF DEPT OF TAX & FEE ADMIN **CALIF DEPT OF TAX & FEE ADMIN**	290.97		FY19 QTR3 USE TAX	
				Division Total 001 GENERAL FUND	3,290.97			
1100 CITY COUNCIL	7495 PROF AND SPEC SERVICES	4/17/19	133346	HUDSON HENDERSON & COMPANY INC **HUDSON HENDERSON & COMPANY INC**	26,540.00	1353	FY18 AUDIT FINAL	
	7902 CONTRIB-KINGS ECON DEVEL	4/17/19	133355	KINGS CO ECON DEVELOPMENT CORP **KINGS CO ECON DEVELOPMENT CORP**	6,559.83	2190	2019-04 CONTRIBUTION	
	7770 TRAINING/TRAVEL/MEETING	4/24/19	133441	HANFORD CHAMBER OF COMMERCE **HANFORD CHAMBER OF COMMERCE**	400.00		DIST CTZNS/BUS DINR	
	7770 TRAINING/TRAVEL/MEETING	4/30/19	133527	FRANCISCO RAMIREZ **FRANCISCO RAMIREZ**	10.00		FUEL REIM	
				Division Total 1100 CITY COUNCIL	33,509.83			
1110 CITY MANAGER-CITY CLERK	7600 SPECIAL DEPARTMENTAL EXI	4/24/19	133443	CITY OF HANFORD PETTY CASH **HANFORD PETTY CASH, CITY OF**	10.73		NAMEPLATE/S MARTINEZ	
	7770 TRAINING/TRAVEL/MEETING	4/24/19	133443	CITY OF HANFORD PETTY CASH **HANFORD PETTY CASH, CITY OF**	13.72		FUEL/PYLE #406	
				Division Total 1110 CITY MANAGER-CITY CLERK	24.45			
1111 PERSONNEL	7320 COMMUNICATIONS	4/17/19	133291	A T & T **A T & T (13982)**	27.25	12873536	2019-03	
	7495 PROF AND SPEC SERVICES	4/17/19	133319	COMPLIANCE POSTER COMPANY **COMPLIANCE POSTER COMPANY**	47.17	640361	FIRE LAW POSTER	
	7495 PROF AND SPEC SERVICES	4/17/19	133350	FELIX JOHANSSON **JOHANSSON, FELIX**	203.00		TUITION	

Attachment: WARRANT REGISTER-DIVISION ORDER 5-7-19 (FIN: WARRANT REGISTER)

Date: 5/1/2019

Warrant Register

Division # and Name	Acct # and Name	Check Date	Check Number	Vendor Name	Transaction Amt	Inv#	Transaction Description	Void
1111 PERSONNEL	7770 TRAINING/TRAVEL/MEETING	4/17/19	133365	SARAH MARTINEZ MARTINEZ SARAH	259.84	EXP 4/1-5	EXP/ANAHEIM 4/1-5	
	7320 COMMUNICATIONS	4/19/19	133411	A T & T A T & T (13982)	27.20	012589722	REISSUE CK#132225	
	7600 SPECIAL DEPARTMENTAL EXI	4/24/19	133443	CITY OF HANFORD PETTY CASH HANFORD PETTY CASH, CITY OF	13.94		KNIVES/CARDOZA HR	
	7770 TRAINING/TRAVEL/MEETING	4/24/19	133443	CITY OF HANFORD PETTY CASH HANFORD PETTY CASH, CITY OF	11.99		WATER/CARDOZA O/B	
				Division Total 1111 PERSONNEL	590.39			
1201 FINANCE-ACCOUNTING	7455 POSTAGE AND FREIGHT	4/17/19	133370	EXPRESS MESSENGER SYSTEMS DBA ON TRAC	3.93	8914876	DEPT OF ALCHOL BEV CT	
	7455 POSTAGE AND FREIGHT	4/17/19	133370	EXPRESS MESSENGER SYSTEMS DBA ON TRAC	3.93	8914876	PINNACLE POINT	
	7455 POSTAGE AND FREIGHT	4/17/19	133375	REBECCA KOZLOWSKI DBA PRESORT CENTER OF FRESNO, LLC	720.17	410060923	PSTG GR 4-6/19	
	7600 SPECIAL DEPARTMENTAL EXI	4/17/19	133375	REBECCA KOZLOWSKI DBA PRESORT CENTER OF FRESNO, LLC	358.88	410060923	PRNT GR 4-6/19	
	7440 OFFICE EXPENSE	4/25/19	133491	PENNY SUTPHIN SUTPHIN, PENNY	36.45		#10 WINDOW ENV/REIMB	
				Division Total 1201 FINANCE-ACCOUNTING	1,123.36			
1210 FINANCE-UTILITY BILLING	7300 UNIFORM EXPENSE	4/17/19	133296	ARAMARK UNIFORM SERVICES, INC ARAMARK UNIFORM SERVICES, INC	52.80		UNIFORMS- FIN UTIL BI	
	7600 SPECIAL DEPARTMENTAL EXI	4/17/19	133297	VICTORIA ARIEAS ARIEAS, VICTORIA	51.93		EASTER DECOS	
	7455 POSTAGE AND FREIGHT	4/17/19	133375	REBECCA KOZLOWSKI DBA PRESORT CENTER OF FRESNO, LLC	16.61	410060807	03/25-03/29/19	

Attachment: WARRANT REGISTER-DIVISION ORDER 5-7-19 (FIN: WARRANT REGISTER)

Date: 5/1/2019

Warrant Register

Division # and Name	Acct # and Name	Check Date	Check Number	Vendor Name	Transaction Amt	Inv#	Transaction Description	Void
1210 FINANCE-UTILITY BILLING	7455 POSTAGE AND FREIGHT	4/17/19	133375	REBECCA KOZLOWSKI DBA PRESORT CENTER OF FRESNO, LLC	16.06	410061028	04/01-04/05/19	
	7455 POSTAGE AND FREIGHT	4/17/19	133375	REBECCA KOZLOWSKI DBA PRESORT CENTER OF FRESNO, LLC	995.11	410060984	2019-03 DELINQ	
	7455 POSTAGE AND FREIGHT	4/17/19	133375	REBECCA KOZLOWSKI DBA PRESORT CENTER OF FRESNO, LLC	52.64	410060922	2019-03 FLAT	
	7455 POSTAGE AND FREIGHT	4/17/19	133375	REBECCA KOZLOWSKI DBA PRESORT CENTER OF FRESNO, LLC	7,406.97	410060922	2019-03 METER	
	7470 PRINTING	4/17/19	133375	REBECCA KOZLOWSKI DBA PRESORT CENTER OF FRESNO, LLC	2,252.45	410060922	2019-03 PRINTING	
	7470 PRINTING	4/17/19	133375	REBECCA KOZLOWSKI DBA PRESORT CENTER OF FRESNO, LLC	183.30	410060984	2019-03 PRINTING	
	7320 COMMUNICATIONS	4/24/19	133482	VERIZON WIRELESS VERIZON WIRELESS	12.72	9828089314	2019-04 METER RDR	
				Division Total 1210 FINANCE-UTILITY BILLING	11,040.59			
1309 LIABILITY INSURANCE	7330 LIABILITY INSURANCE	4/17/19	133399	YORK RISK SERVICES GROUP, INC YORK RISK SERVICES GROUP, INC-LIAB	549.40		2019-03 SVC FEE	
	7338 SPECIAL-LITIGATION EXPENS	4/30/19	133528	GEORGE HILLS COMPANY INC GEORGE HILLS COMPANY INC	7,500.00	INV1015301	GHC0017950 FEE6/10/17	
				Division Total 1309 LIABILITY INSURANCE	8,049.40			
1310 WORKERS' COMPENSATION	7169 WORKERS' COMP INSURANCE	4/17/19	133292	ACCLAMATION INSURANCE MGMT SVC-WC ACCLAMATION INSURANCE MGMT SVC	4,566.95	110098	2019-03 ADMIN SVC FEE	
	7169 WORKERS' COMP INSURANCE	4/17/19	133293	ADMINISTRATIVE SOLUTIONS INC ADMINISTRATIVE SOLUTIONS INC	4,400.00	151531	2019-04 ADMIN FEES	
	7712 ERGONOMIC RELATED EXPEN	4/24/19	133417	ALLSTEEL INC ALLSTEEL INC	295.50	587182	QUIP TASK CHAIR	

Attachment: WARRANT REGISTER-DIVISION ORDER 5-7-19 (FIN: WARRANT REGISTER)

Date: 5/1/2019

Warrant Register

Division # and Name	Acct # and Name	Check Date	Check Number	Vendor Name	Transaction Amt	Inv#	Transaction Description	Void
1310 WORKERS' COMPENSATION	7712 ERGONOMIC RELATED EXPEN	4/24/19	133425	CAL & STAN INC DBA CAL BENNETTS-ALLWAYS MOVING	80.44	16265-0	CHAIR INSTALLATION	
				Division Total 1310 WORKERS' COMPENSATION	9,342.89			
1314 COMPUTER REPL RESERVE	816030 FMS UPGRADE/COMM DEV	4/17/19	133389	TYLER TECHNOLOGIES INC TYLER TECHNOLOGIES INC	2,000.00	045-258073	COA CONVERSION	
	816030 FMS UPGRADE/COMM DEV	4/17/19	133389	TYLER TECHNOLOGIES INC TYLER TECHNOLOGIES INC	17,184.75	045-259513	ERP/IMPLEMENTATION	
	816030 FMS UPGRADE/COMM DEV	4/17/19	133389	TYLER TECHNOLOGIES INC TYLER TECHNOLOGIES INC	1,868.58	045-257618	TRNG/ FARMER 1/14-18	
	816030 FMS UPGRADE/COMM DEV	4/17/19	133389	TYLER TECHNOLOGIES INC TYLER TECHNOLOGIES INC	4,704.50	045-258496	TRNG/BLOMQUIST3/26-28	
				Division Total 1314 COMPUTER REPL RESERVE	25,757.83			
1315 COMPUTER MAINTENANCE	7495 PROF AND SPEC SERVICES	4/17/19	133317	COMCAST CABLE COMMUNICATIONS, INC COMCAST CABLE COMMUNICATIONS, INC	240.93	0287568 4/1	8155500390287568 INTERNET	
	7495 PROF AND SPEC SERVICES	4/17/19	133320	COMPUTER SYSTEMS PLUS INC COMPUTER SYSTEMS PLUS INC	1,752.25	97486	2019-03 SCAN/HOSTING	
	7430 COMPUTER MAINTENANCE	4/17/19	133368	NEWEGG BUSINESS INC NEWEGG BUSINESS INC	1,003.80	1301950365	6- BATTERY BACKUPS	
	7495 PROF AND SPEC SERVICES	4/17/19	133381	SWAGIT PRODUCTIONS, LLC SWAGIT PRODUCTIONS, LLC	50.00	12662	AUDIO STREAM 2019-03	
	7495 PROF AND SPEC SERVICES	4/17/19	133382	TANGENT COMPUTER INC TANGENT COMPUTER INC	895.00	SI098715	ANNUAL SUPPORT/MAINT - EM	
	7495 PROF AND SPEC SERVICES	4/17/19	133395	VERIZON WIRELESS VERIZON WIRELESS	38.01	9827295501	2019-03 IT AIRCARD	
				Division Total 1315 COMPUTER MAINTENANCE	3,979.99			

Attachment: WARRANT REGISTER-DIVISION ORDER 5-7-19 (FIN: WARRANT REGISTER)

Date: 5/1/2019

Warrant Register

Division # and Name	Acct # and Name	Check Date	Check Number	Vendor Name	Transaction Amt	Inv#	Transaction Description	Void
1411	7320	4/24/19	133415	A T & T	8.11	12873526	583-1633 2019-03	
PLANNING	COMMUNICATIONS			A T & T (13982)				
	7460	4/24/19	133432	DATAFLOW BUSINESS SYSTEMS, INC	26.38	262399	2019-01 COPIES	
	DUPLICATING EXPENSE			DATAFLOW BUSINESS SYSTEMS, INC				
	7460	4/24/19	133432	DATAFLOW BUSINESS SYSTEMS, INC	30.77	262400	2019-02 COPIES	
	DUPLICATING EXPENSE			DATAFLOW BUSINESS SYSTEMS, INC				
	7460	4/24/19	133432	DATAFLOW BUSINESS SYSTEMS, INC	22.55	262480	2019-03 COPIES	
	DUPLICATING EXPENSE			DATAFLOW BUSINESS SYSTEMS, INC				
	7460	4/24/19	133432	DATAFLOW BUSINESS SYSTEMS, INC	36.10	262479	2019-04 LEASE	
	DUPLICATING EXPENSE			DATAFLOW BUSINESS SYSTEMS, INC				
	7495	4/24/19	133443	CITY OF HANFORD PETTY CASH	10.19		NAMEPLATE/D BLACK	
	PROF AND SPEC SERVICES			HANFORD PETTY CASH, CITY OF				
	7560	4/30/19	133534	HANFORD SENTINEL 234-60007669	149.06	89428	BLANKET PURCHASE ORDER	
	ADVERTISING & PUBLIC REL			HANFORD SENTINEL LEGAL				
	7560	4/30/19	133534	HANFORD SENTINEL 234-60007669	132.81	89480	BLANKET PURCHASE ORDER	
	ADVERTISING & PUBLIC REL			HANFORD SENTINEL LEGAL				
	7560	4/30/19	133534	HANFORD SENTINEL 234-60007669	155.31	89481	BLANKET PURCHASE ORDER	
	ADVERTISING & PUBLIC REL			HANFORD SENTINEL LEGAL				
				Division Total 1411 PLANNING	571.28			
1412	7300	4/17/19	133296	ARAMARK UNIFORM SERVICES, INC	87.45		UNIFORMS- BLDG INSPEC	
BUILDING INSPECTION	UNIFORM EXPENSE			ARAMARK UNIFORM SERVICES, INC				
	7320	4/24/19	133415	A T & T	8.10	12873526	583-1633 2019-03	
	COMMUNICATIONS			A T & T (13982)				
	7460	4/24/19	133432	DATAFLOW BUSINESS SYSTEMS, INC	26.37	262399	2019-01 COPIES	
	DUPLICATING EXPENSE			DATAFLOW BUSINESS SYSTEMS, INC				
	7460	4/24/19	133432	DATAFLOW BUSINESS SYSTEMS, INC	30.77	262400	2019-02 COPIES	
	DUPLICATING EXPENSE			DATAFLOW BUSINESS SYSTEMS, INC				
	7460	4/24/19	133432	DATAFLOW BUSINESS SYSTEMS, INC	22.55	262480	2019-03 COPIES	
	DUPLICATING EXPENSE			DATAFLOW BUSINESS SYSTEMS, INC				

Attachment: WARRANT REGISTER-DIVISION ORDER 5-7-19 (FIN: WARRANT REGISTER)

Date: 5/1/2019

Warrant Register

Division # and Name	Acct # and Name	Check Date	Check Number	Vendor Name	Transaction Amt	Inv#	Transaction Description	Void
1412	7460	4/24/19	133432	DATAFLOW BUSINESS SYSTEMS, INC	36.11	262479	2019-04 LEASE	
BUILDING INSPECTION	DUPLICATING EXPENSE			**DATAFLOW BUSINESS SYSTEMS, INC**				
	7455	4/24/19	133437	GOLDEN STATE OVERNIGHT	47.97	3883096	SHIP TO INTERWEST	
	POSTAGE AND FREIGHT			**GOLDEN STATE OVERNIGHT**				
	7495	4/24/19	133448	INTERWEST CONSULTING GROUP INC	9,621.50	47358	PROF SVCS 1/1-31	
	PROF AND SPEC SERVICES			**INTERWEST CONSULTING GROUP INC**				
	7495	4/24/19	133448	INTERWEST CONSULTING GROUP INC	840.82	45081	PROF SVCS 10/1-31	
	PROF AND SPEC SERVICES			**INTERWEST CONSULTING GROUP INC**				
	7495	4/24/19	133448	INTERWEST CONSULTING GROUP INC	420.00	46319	PROF SVCS 11/26-1/10	
	PROF AND SPEC SERVICES			**INTERWEST CONSULTING GROUP INC**				
	7495	4/24/19	133448	INTERWEST CONSULTING GROUP INC	540.00	46852	PROF SVCS 11/27-1/25	
	PROF AND SPEC SERVICES			**INTERWEST CONSULTING GROUP INC**				
	7495	4/24/19	133448	INTERWEST CONSULTING GROUP INC	540.00	46763	PROF SVCS 11/29-1/18	
	PROF AND SPEC SERVICES			**INTERWEST CONSULTING GROUP INC**				
	7495	4/24/19	133448	INTERWEST CONSULTING GROUP INC	1,980.00	46959	PROF SVCS 12/4-2/5	
	PROF AND SPEC SERVICES			**INTERWEST CONSULTING GROUP INC**				
	7495	4/24/19	133448	INTERWEST CONSULTING GROUP INC	2,237.72	48173	PROF SVCS 2/1-28	
	PROF AND SPEC SERVICES			**INTERWEST CONSULTING GROUP INC**				
	7495	4/24/19	133448	INTERWEST CONSULTING GROUP INC	6,463.75	48772	PROF SVCS 3/1-31	
	PROF AND SPEC SERVICES			**INTERWEST CONSULTING GROUP INC**				
	7495	4/24/19	133448	INTERWEST CONSULTING GROUP INC	1,140.00	45402	PROF SVCS 6/11-11/27	
	PROF AND SPEC SERVICES			**INTERWEST CONSULTING GROUP INC**				
	7320	4/24/19	133484	VERIZON WIRELESS	211.90	9827729583	2019-03	
	COMMUNICATIONS			**VERIZON WIRELESS**				
	7455	4/30/19	133529	GOLDEN STATE OVERNIGHT	15.99	3898332	SHIP TO INTERWEST	
	POSTAGE AND FREIGHT			**GOLDEN STATE OVERNIGHT**				
	4210	4/30/19	133535	HANOVER HOLDINGS	39.11		REFUND FY19-1521	
	CONSTRUCTION PERMITS			**HANOVER HOLDINGS**				
				Division Total 1412 BUILDING INSPECTION	24,310.11			

Attachment: WARRANT REGISTER-DIVISION ORDER 5-7-19 (FIN: WARRANT REGISTER)

Date: 5/1/2019

Warrant Register

Division # and Name	Acct # and Name	Check Date	Check Number	Vendor Name	Transaction Amt	Inv#	Transaction Description	Void
1413	7320	4/24/19	133415	A T & T	8.11	12873526	583-1633 2019-03	
CITY HFD PUBLIC HSG AUTH	COMMUNICATIONS			A T & T (13982)				
	7460	4/24/19	133432	DATAFLOW BUSINESS SYSTEMS, INC	26.38	262399	2019-01 COPIES	
	DUPLICATING EXPENSE			DATAFLOW BUSINESS SYSTEMS, INC				
	7460	4/24/19	133432	DATAFLOW BUSINESS SYSTEMS, INC	30.76	262400	2019-02 COPIES	
	DUPLICATING EXPENSE			DATAFLOW BUSINESS SYSTEMS, INC				
	7460	4/24/19	133432	DATAFLOW BUSINESS SYSTEMS, INC	22.55	262480	2019-03 COPIES	
	DUPLICATING EXPENSE			DATAFLOW BUSINESS SYSTEMS, INC				
	7460	4/24/19	133432	DATAFLOW BUSINESS SYSTEMS, INC	36.11	262479	2019-04 LEASE	
	DUPLICATING EXPENSE			DATAFLOW BUSINESS SYSTEMS, INC				
	7495	4/24/19	133443	CITY OF HANFORD PETTY CASH	8.00		S LERMAMARTINZ CAR WA	
	PROF AND SPEC SERVICES			HANFORD PETTY CASH, CITY OF				
Division Total 1413 CITY HFD PUBLIC HSG AUTH					131.91			
1450-001	7495	4/17/19	133337	G M S, INC	245.00	225372	04/19 LIC & WARRANTY	
CDBG ENTITLEMENT REUSE FD	PROF AND SPEC SERVICES			G M S, INC				
	7495	4/17/19	133337	G M S, INC	65.00	225373	04/19 SERV & SUPPORT	
	PROF AND SPEC SERVICES			G M S, INC				
Division Total 1450-001 CDBG ENTITLEMENT REUSE FD					310.00			
1450-017	7531	4/24/19	133443	CITY OF HANFORD PETTY CASH	6.00		TOLL FEE/SLERMAMARTNZ	
CDBG ENTITLEMENT 2017/18	ADMINISTRATIVE EXPENSES			HANFORD PETTY CASH, CITY OF				
Division Total 1450-017 CDBG ENTITLEMENT 2017/18					6.00			
1450-018	7531-001	4/17/19	133305	ALEX A BURGOS DBA	7,295.00	5376	HVAC- 10884 MALTA ST	
CDBG ENTITLEMENT 2018/19	HOUSING REHAB			BURGOS AIR CONDITIONING & HEATING				
	7531-001	4/17/19	133374	JEREMY I PLATA DBA	9,175.00	1283	BA MOD- 876 DAVINCI	
	HOUSING REHAB			PLATA CONSTRUCTION				

Attachment: WARRANT REGISTER-DIVISION ORDER 5-7-19 (FIN: WARRANT REGISTER)

Date: 5/1/2019

Warrant Register

Division # and Name	Acct # and Name	Check Date	Check Number	Vendor Name	Transaction Amt	Inv#	Transaction Description	Void
1450-018	7531	4/18/19	133402	HANFORD SENTINEL 234-60007669	672.56	89536	AMEND 5YR CON PLAN	
CDBG ENTITLEMENT 2018/19	ADMINISTRATIVE EXPENSES			HANFORD SENTINEL LEGAL				
	7531-001	4/18/19	133405	RAY MENDOZA DBA	7,000.00		ROOF- 2343 FERNWOOD	
	HOUSING REHAB			A A A ROOFING				
	7531-001	4/18/19	133406	RAY MENDOZA DBA	7,500.00		ROOF- 11150 BONNEYVIE	
	HOUSING REHAB			A A A ROOFING				
	7531-001	4/18/19	133407	JOE L RIVERA DBA	10,000.00	12430	HVAC- 419 E IVY ST	
	HOUSING REHAB			RIVERA'S AIR HEATING & COOLING				
	7531-001	4/18/19	133408	ROOFING PROS INC	9,900.00	009	ROOF/2196 FERNWOOD	
	HOUSING REHAB			ROOFING PROS INC				
	7531-009	4/24/19	133461	PARKS ASSOCIATES, INC DBA	149,980.71	S19-0160	PLAYGRD EQUIP/INSTALL	
	LACEY PARK PLAYGROUND			N S P 3				
Division Total 1450-018 CDBG ENTITLEMENT 2018/19					201,523.27			
1450-01L	7945-006	4/17/19	133310	CALATLANTIC TITLE	75,000.00		GMS 4405 1516 MILDRED	
CDBG LOCAL PROGRAM (LA)	HOUSING LOANS-FTHB			CALATLANTIC TITLE				
	7945-006	4/18/19	133400	CHICAGO TITLE CO	57,704.00		GMS 4406 328 S WHITE	
	HOUSING LOANS-FTHB			CHICAGO TITLE CO				
Division Total 1450-01L CDBG LOCAL PROGRAM (LA)					132,704.00			
1460-001	7945-002	4/18/19	133400	CHICAGO TITLE CO	17,296.00		GMS 4406 328 S WHITE	
HOME REVOLVING REUSE FUND	HOUSING LOANS-REUSE FUN			CHICAGO TITLE CO				
Division Total 1460-001 HOME REVOLVING REUSE FUND					17,296.00			
1511	7320	4/12/19	133271	VERIZON WIRELESS	1,198.23	9827202353	381-0944 INVESTIGATIONS C	
POLICE-SUPPORT SERVICE	COMMUNICATIONS			VERIZON WIRELESS				
	7320	4/12/19	133272	VERIZON WIRELESS	130.74	9827295500	771937214 AIR CARD	
	COMMUNICATIONS			VERIZON WIRELESS				

Attachment: WARRANT REGISTER-DIVISION ORDER 5-7-19 (FIN: WARRANT REGISTER)

Date: 5/1/2019

Warrant Register

Division # and Name	Acct # and Name	Check Date	Check Number	Vendor Name	Transaction Amt	Inv#	Transaction Description	Void
1511	7320	4/12/19	133273	VERIZON WIRELESS	20.04	9827314178	872315009 TRACKER	
POLICE-SUPPORT SERVICE	COMMUNICATIONS			VERIZON WIRELESS				
	7320	4/17/19	133291	A T & T	324.64	12873536	2019-03	
	COMMUNICATIONS			A T & T (13982)				
	7320	4/17/19	133291	A T & T	878.16	12873458	2343419274620 CELL TOWER	
	COMMUNICATIONS			A T & T (13982)				
	7320	4/17/19	133291	A T & T	20.72	12873534	585-0665 INV FAX	
	COMMUNICATIONS			A T & T (13982)				
	7320	4/17/19	133291	A T & T	20.72	12873667	585-1010 DOJ BREATHALYZER	
	COMMUNICATIONS			A T & T (13982)				
	7320	4/17/19	133291	A T & T	145.03	12873537	585-4700 CAL/LONG DISTANC	
	COMMUNICATIONS			A T & T (13982)				
	7320	4/17/19	133291	A T & T	28.82	12873538	585-4977	
	COMMUNICATIONS			A T & T (13982)				
	7320	4/17/19	133291	A T & T	39.80	12873539	585-8176 MOTOROLA MTCE LI	
	COMMUNICATIONS			A T & T (13982)				
	7320	4/17/19	133291	A T & T	77.28	12873718	924-5333 LEMOORE LINE	
	COMMUNICATIONS			A T & T (13982)				
	7770	4/17/19	133294	ALAMEDA COUNTY SHERIFF'S OFFICE	271.00	TR FELEPP/	REG/DUBLIN 5/12-15	
	TRAINING/TRAVEL/MEETING			ALAMEDA COUNTY SHERIFF'S OFFICE				
	7495-001	4/17/19	133312	CALIF DEPT OF JUSTICE	866.00	366061	FR 7495 TO 7495-001	
	LIVE SCAN			CALIF DEPT OF JUSTICE				
	7495	4/17/19	133316	COMCAST CABLE COMMUNICATIONS, INC	12.75	0146699 4/1	8155500390146699	
	PROF AND SPEC SERVICES			COMCAST CABLE COMMUNICATIONS, INC				
	7770	4/17/19	133322	D PREP INC	330.00	TR BARKER	REG/HANFORD 5/28-30	
	TRAINING/TRAVEL/MEETING			D PREP INC				
	7770	4/17/19	133323	D PREP INC	330.00	TR BIDEGAI	REG/HANFORD 5/28-30	
	TRAINING/TRAVEL/MEETING			D PREP INC				
	7770	4/17/19	133324	D PREP INC	330.00	TR COTTA1	REG/HANFORD 5/28-30	
	TRAINING/TRAVEL/MEETING			D PREP INC				

Attachment: WARRANT REGISTER-DIVISION ORDER 5-7-19 (FIN: WARRANT REGISTER)

Date: 5/1/2019

Warrant Register

Division # and Name	Acct # and Name	Check Date	Check Number	Vendor Name	Transaction Amt	Inv#	Transaction Description	Void
1511	7770	4/17/19	133325	D PREP INC	330.00	TR HUDDLE	REG/HANFORD 5/28-30	
POLICE-SUPPORT SERVICE	TRAINING/TRAVEL/MEETING			D PREP INC				
	7770	4/17/19	133326	D PREP INC	330.00	TR HUNTER	REG/HANFORD 5/28-30	
	TRAINING/TRAVEL/MEETING			D PREP INC				
	7770	4/17/19	133327	D PREP INC	330.00	TR ORTEGA	REG/HANFORD 5/28-30	
	TRAINING/TRAVEL/MEETING			D PREP INC				
	7770	4/17/19	133328	D PREP INC	330.00	TR RIVERA2	REG/HANFORD 5/28-30	
	TRAINING/TRAVEL/MEETING			D PREP INC				
	7770	4/17/19	133329	D PREP INC	330.00	TR VARGAS	REG/HANFORD 5/28-30	
	TRAINING/TRAVEL/MEETING			D PREP INC				
	7770	4/17/19	133334	MARY ANN SAMPSON DBA	2,500.00		K9 TRAINING	
	TRAINING/TRAVEL/MEETING			FAR FETCHED RETRIEVERS				
	7770	4/17/19	133336	HEATHER FELEPPA	247.50	TR FELEPPA	ADV/DUBLIN 5/12-15	
	TRAINING/TRAVEL/MEETING			FELEPPA, HEATHER				
	7770	4/17/19	133336	HEATHER FELEPPA	740.61	TR FELEPPA	LDG/DUBLIN 5/12-15	
	TRAINING/TRAVEL/MEETING			FELEPPA, HEATHER				
	7770	4/17/19	133342	KIMBERLY HERNANDEZ-WILLHITE	50.05	EXP 3/24-29	EXP/ SANTABAR 3/24-29	
	TRAINING/TRAVEL/MEETING			HERNANDEZ-WILLHITE, KIMBERLY				
	7770	4/17/19	133344	STEPHANIE HUDDLESTON	247.50	TR HUDDLE	ADV/ORANGE 5/5-8	
	TRAINING/TRAVEL/MEETING			HUDDLESTON, STEPHANIE				
	7770	4/17/19	133344	STEPHANIE HUDDLESTON	436.68	TR HUDDLE	LDG/ORANGE 5/5-8	
	TRAINING/TRAVEL/MEETING			HUDDLESTON, STEPHANIE				
	7603	4/17/19	133356	PHILLIP J GAPEN DBA	48.26	4423	SWAT EQUIPMNT	
	SWAT			KINGS CO MOBILE LOCKSMITH SVC				
	7770	4/17/19	133363	LARRY LEEDS	85.00	EXP 4/8-12	EXP/FRESNO 4/8-12	
	TRAINING/TRAVEL/MEETING			LEEDS, LARRY				
	7770	4/17/19	133373	PATRICK E JURDON	99.00	EXP 2/26-28	EXP/FRESNO 2/26-28	
	TRAINING/TRAVEL/MEETING			PATRICK E JURDON				
	7600	4/17/19	133378	SIG SAUER INC	(6,005.86)		14- HANDGUN TRADE IN	
	SPECIAL DEPARTMENTAL EXI			SIG SAUER INC				

Attachment: WARRANT REGISTER-DIVISION ORDER 5-7-19 (FIN: WARRANT REGISTER)

Date: 5/1/2019

Warrant Register

Division # and Name	Acct # and Name	Check Date	Check Number	Vendor Name	Transaction Amt	Inv#	Transaction Description	Void
1511 POLICE-SUPPORT SERVICE	7600 SPECIAL DEPARTMENTAL EXI	4/17/19	133378	SIG SAUER INC SIG SAUER INC	2,812.00	2954976	200- AMMO 9MM	
	7600 SPECIAL DEPARTMENTAL EXI	4/17/19	133378	SIG SAUER INC SIG SAUER INC	(2,812.00)		200- AMMO TRADE IN	
	7600 SPECIAL DEPARTMENTAL EXI	4/17/19	133378	SIG SAUER INC SIG SAUER INC	30,029.30	2947260	70- HANDGUNS	
	7600 SPECIAL DEPARTMENTAL EXI	4/17/19	133378	SIG SAUER INC SIG SAUER INC	10,803.00	2958587	780- AMMO 9MM	
	7600 SPECIAL DEPARTMENTAL EXI	4/17/19	133378	SIG SAUER INC SIG SAUER INC	(10,803.00)		780- AMMO TRADE IN	
	7320 COMMUNICATIONS	4/19/19	133411	A T & T A T & T (13982)	878.16	012589644	REISSUE CK #132225	
	7320 COMMUNICATIONS	4/19/19	133411	A T & T A T & T (13982)	20.71	012589720	REISSUE CK#132225	
	7320 COMMUNICATIONS	4/19/19	133411	A T & T A T & T (13982)	326.41	012589722	REISSUE CK#132225	
	7320 COMMUNICATIONS	4/19/19	133411	A T & T A T & T (13982)	145.43	012589723	REISSUE CK#132225	
	7320 COMMUNICATIONS	4/19/19	133411	A T & T A T & T (13982)	28.67	012589724	REISSUE CK#132225	
	7320 COMMUNICATIONS	4/19/19	133411	A T & T A T & T (13982)	39.78	012589725	REISSUE CK#132225	
	7320 COMMUNICATIONS	4/19/19	133411	A T & T A T & T (13982)	20.71	012589853	REISSUE CK#132225	
	7320 COMMUNICATIONS	4/19/19	133411	A T & T A T & T (13982)	78.94	012589904	REISSUE CK#132225	
	7495 PROF AND SPEC SERVICES	4/19/19	133411	A T & T A T & T (13982)	301.31	012622385	REISSUE CK#132225	
	7495 PROF AND SPEC SERVICES	4/24/19	133415	A T & T A T & T (13982)	1,002.15	12906152	2019-03 CLETS DOJ	

Attachment: WARRANT REGISTER-DIVISION ORDER 5-7-19 (FIN: WARRANT REGISTER)

Date: 5/1/2019

Warrant Register

Division # and Name	Acct # and Name	Check Date	Check Number	Vendor Name	Transaction Amt	Inv#	Transaction Description	Void
1511	7770	4/24/19	133470	ROSAMARIA PACHECO	85.00	EXP 4/15-19	EXP/FRESNO 4/15-19	
POLICE-SUPPORT SERVICE	TRAINING/TRAVEL/MEETING			ROSAMARIA PACHECO				
	7320	4/24/19	133485	VERIZON WIRELESS	1,963.35	9827788708	BLANKET PURCHASE ORDER	
	COMMUNICATIONS			VERIZON WIRELESS				
	7770	4/30/19	133515	RUBEN A CANO	379.50	TR CANO6	ADV/CAMARILLO 5/12-17	
	TRAINING/TRAVEL/MEETING			CANO, RUBEN A				
	7770	4/30/19	133515	RUBEN A CANO	678.00	TR CANO6	LDG/CAMARILLO 5/12-17	
	TRAINING/TRAVEL/MEETING			CANO, RUBEN A				
	7770	4/30/19	133516	RUBEN A CANO	379.50	TR CANO5	ADV/CAMARILLO 5/5-10	
	TRAINING/TRAVEL/MEETING			CANO, RUBEN A				
	7770	4/30/19	133516	RUBEN A CANO	678.00	TR CANO5	LDG/CAMARILLO 5/5-10	
	TRAINING/TRAVEL/MEETING			CANO, RUBEN A				
	7770	4/30/19	133560	PARKER SEVER	40.00	EXP 4/9-11	EXP/SACTO 4/9-11	
	TRAINING/TRAVEL/MEETING			SEVER, PARKER				
				Division Total 1511 POLICE-SUPPORT SERVICE	42,197.59			
1512-1	7460	4/24/19	133432	DATAFLOW BUSINESS SYSTEMS, INC	35.68	262424	M2535 IDN COPIER SERVICE	
POLICE-RECORDS	DUPLICATING EXPENSE			DATAFLOW BUSINESS SYSTEMS, INC				
	7460	4/24/19	133432	DATAFLOW BUSINESS SYSTEMS, INC	43.21	262426	TASKALFA 2551CI COPIER SE	
	DUPLICATING EXPENSE			DATAFLOW BUSINESS SYSTEMS, INC				
	7460	4/24/19	133432	DATAFLOW BUSINESS SYSTEMS, INC	72.66	262425	TASKALFA 5551CI COPIER SE	
	DUPLICATING EXPENSE			DATAFLOW BUSINESS SYSTEMS, INC				
	7460	4/24/19	133432	DATAFLOW BUSINESS SYSTEMS, INC	53.11	262427	TASKALFA 6501I COPIER SER	
	DUPLICATING EXPENSE			DATAFLOW BUSINESS SYSTEMS, INC				
	7495	4/24/19	133473	SHRED-IT US JV LLC DBA	221.54	8127017910	DOC SHREDDING	
	PROF AND SPEC SERVICES			SHRED-IT USA LLC				
				Division Total 1512-1 POLICE-RECORDS	426.20			

Attachment: WARRANT REGISTER-DIVISION ORDER 5-7-19 (FIN: WARRANT REGISTER)

Date: 5/1/2019

Warrant Register

Division # and Name	Acct # and Name	Check Date	Check Number	Vendor Name	Transaction Amt	Inv#	Transaction Description	Void
1512-2 POLICE-COMMUNICATIONS	7600 SPECIAL DEPARTMENTAL EXI	4/17/19	133359	BRANDON K AINSWORTH DBA KINGS CO TROPHY & ENGRAVING	20.38	2330	DISP EMP YR PLAQUE	
				Division Total 1512-2 POLICE-COMMUNICATIONS	20.38			
1513 POLICE-OPERATIONS	7600 SPECIAL DEPARTMENTAL EXI	4/17/19	133302	BEST UNIFORMS BEST UNIFORMS	313.50	41782	BODY ARMOR/SECOND CHANCE/	
	7600 SPECIAL DEPARTMENTAL EXI	4/17/19	133302	BEST UNIFORMS BEST UNIFORMS	313.50	41782	BODY ARMOR/SUMMIT SMOZ 11	
	7600 SPECIAL DEPARTMENTAL EXI	4/17/19	133302	BEST UNIFORMS BEST UNIFORMS	628.49	41363	VEST CARRIER/2 POLICE I.D	
	7600 SPECIAL DEPARTMENTAL EXI	4/17/19	133302	BEST UNIFORMS BEST UNIFORMS	229.93	41782	VEST CARRIER/BLK/SCA-TAC1	
	7495 PROF AND SPEC SERVICES	4/17/19	133341	HANFORD VETERINARY HOSPITAL, INC HANFORD VETERINARY HOSPITAL, INC	36.77	1099331	K9 ARGO FOOD	
	7600 SPECIAL DEPARTMENTAL EXI	4/17/19	133345	STEPHANIE HUDDLESTON HUDDLESTON, STEPHANIE	18.98	394821	REMIB EMERG RESP MTG	
	7450 PUBLICATIONS AND DUES	4/17/19	133348	INTERNATIONAL ASSC OF POLICE CHIEFS INTERNATIONAL ASSC OF POLICE CHIEFS	190.00	41342	2019 DUES/ANDERSON	
	7413 SOFTWARE MAINTENANCE	4/24/19	133423	C I TECHNOLOGIES INC C I TECHNOLOGIES INC	1,248.48	8951	MTCE/IA PRO/INERNAL AFFAI	
	7495 PROF AND SPEC SERVICES	4/24/19	133445	HANFORD VETERINARY HOSPITAL, INC HANFORD VETERINARY HOSPITAL, INC	163.69	1112381	K9 TIG EXAM	
	7495 PROF AND SPEC SERVICES	4/24/19	133445	HANFORD VETERINARY HOSPITAL, INC HANFORD VETERINARY HOSPITAL, INC	36.77	1113154	K9 TIG FOOD	
	818312 3-CAR, PATROL/LEMOOR DISP	4/30/19	133542	JACK B MARTIN DBA JACK MARTIN'S SIGNWORKS	672.28	26438	GRAPHICS FOR NEW PATROL U	
				Division Total 1513 POLICE-OPERATIONS	3,852.39			

Attachment: WARRANT REGISTER-DIVISION ORDER 5-7-19 (FIN: WARRANT REGISTER)

Date: 5/1/2019

Warrant Register

Division # and Name	Acct # and Name	Check Date	Check Number	Vendor Name	Transaction Amt	Inv#	Transaction Description	Void
1518 POLICE-ANIMAL CONTROL	7495 PROF AND SPEC SERVICES	4/24/19	133445	HANFORD VETERINARY HOSPITAL, INC / HANFORD VETERINARY HOSPITAL, INC	207.90	1111442	EMERG EXAM	
	7495 PROF AND SPEC SERVICES	4/24/19	133445	HANFORD VETERINARY HOSPITAL, INC / HANFORD VETERINARY HOSPITAL, INC	183.27	1113970	EMERG EXAM	
	7495 PROF AND SPEC SERVICES	4/24/19	133445	HANFORD VETERINARY HOSPITAL, INC / HANFORD VETERINARY HOSPITAL, INC	52.00	1114296	EMERG EXAM	
	7495 PROF AND SPEC SERVICES	4/24/19	133445	HANFORD VETERINARY HOSPITAL, INC / HANFORD VETERINARY HOSPITAL, INC	262.60	1115110	EMERG EXAM	
				Division Total 1518 POLICE-ANIMAL CONTROL	705.77			
1610 FIRE-ADMIN/SUPPRESSION	7010 REGULAR EMPLOYEES	4/12/19	133289	THOMAS LEE / THOMAS LEE	1,848.83		CY19 PP008 NO DIR DEP	
	7320 COMMUNICATIONS	4/17/19	133291	A T & T / A T & T (13982)	34.58	12873536	2019-03	
	7600 SPECIAL DEPARTMENTAL EXI	4/17/19	133340	GOLDEN WEST INDUSTRIAL SUPPLY / GOLDEN WEST INDUSTRIAL SUPPLY	526.34	2096562	SAFETY VESTS/JKTS	
	7495 PROF AND SPEC SERVICES	4/17/19	133377	TAYLOR BROTHERS, INC DBA / R E S COM	52.00	1715633	MONTHLY PEST CONTROL	
	7320 COMMUNICATIONS	4/19/19	133411	A T & T / A T & T (13982)	34.41	012589722	REISSUE CK#132225	
	7770 TRAINING/TRAVEL/MEETING	4/22/19	133412	JARED BRACY / BRACY, JARED	62.50	TR BRACY1	ADV/APLTON WI 4/24-27	
	7770 TRAINING/TRAVEL/MEETING	4/22/19	133413	FRANCISCO ETULAIN / FRANCISCO ETULAIN	62.50	TR ETULAIN	ADV/APLTON WI 4/24-27	
	7770 TRAINING/TRAVEL/MEETING	4/22/19	133414	DEREK WEISSER / WEISSER, DEREK	62.50	TR WEISSEI	ADV/APLTON WI 4/24-27	
	7455 POSTAGE AND FREIGHT	4/24/19	133437	GOLDEN STATE OVERNIGHT / GOLDEN STATE OVERNIGHT	17.18	3883096	SHIP TO INTERWEST	
	7600 SPECIAL DEPARTMENTAL EXI	4/24/19	133446	HOME DEPOT U S A INC DBA / HOME DEPOT STORES, THE- SUPPLYWORKS	0.91	487326837	ST 1 SUPPLIES	

Attachment: WARRANT REGISTER-DIVISION ORDER 5-7-19 (FIN: WARRANT REGISTER)

Date: 5/1/2019

Warrant Register

Division # and Name	Acct # and Name	Check Date	Check Number	Vendor Name	Transaction Amt	Inv#	Transaction Description	Void
1610	7600	4/24/19	133464	PATRICK V SMITH	8.54		REIMB STA 1 BUCKET	
FIRE-ADMIN/SUPPRESSI ON	SPECIAL DEPARTMENTAL EX			PATRICK V SMITH				
	7455	4/24/19	133479	TWO EAGER DREAMS INC DBA	56.46	0561	BLANKET PURCHASE ORDER	
	POSTAGE AND FREIGHT			U P S STORE #3921				
	7320	4/24/19	133483	VERIZON WIRELESS	385.63	9827710699	272128171 WIRELESS	
	COMMUNICATIONS			VERIZON WIRELESS				
	7010	4/26/19	133503	THOMAS LEE	1,848.83		CY19 PP009 NO DIR DEP	
	REGULAR EMPLOYEES			THOMAS LEE				
	7770	4/30/19	133567	TOM MCKEAN	170.00	TR MCKEAN	ADV/ANAHEIM 5/13-16	
	TRAINING/TRAVEL/MEETING			TOM MCKEAN				
				Division Total 1610 FIRE-ADMIN/SUPPRESSION	5,171.21			
1710	7440	4/17/19	133308	C P R S DISTRICT 7	12.00	0777	CPFS COMM SERV AWARD	
PARKS & REC-ADMIN	OFFICE EXPENSE			C P R S DISTRICT 7				
	7770	4/24/19	133443	CITY OF HANFORD PETTY CASH	7.07		MEAL/A DASILVA	
	TRAINING/TRAVEL/MEETING			HANFORD PETTY CASH, CITY OF				
				Division Total 1710 PARKS & REC-ADMIN	19.07			
1711	7320	4/17/19	133291	A T & T	22.81	12873524	582-4092 2019-03	
PARKS & REC-SPORTS	COMMUNICATIONS			A T & T (13982)				
	7495	4/17/19	133366	RYAN MERCER	242.00		REISSUE CK#130785	
	PROF AND SPEC SERVICES			MERCER, RYAN				
	7770	4/18/19	133410	USA SOFTBALL OF CENTRAL CA	40.00	0411201901	4- SCOREKPR REGISTR	
	TRAINING/TRAVEL/MEETING			USA SOFTBALL OF CENTRAL CA				
	7770	4/18/19	133410	USA SOFTBALL OF CENTRAL CA	600.00	0411201901	8- UMPIRE REGISTR	
	TRAINING/TRAVEL/MEETING			USA SOFTBALL OF CENTRAL CA				
	7600	4/24/19	133420	B S N SPORTS, INC	199.40	904962082	BLANKET PURCHASE ORDER	
	SPECIAL DEPARTMENTAL EX			B S N SPORTS, INC				

Attachment: WARRANT REGISTER-DIVISION ORDER 5-7-19 (FIN: WARRANT REGISTER)

Date: 5/1/2019

Warrant Register

Division # and Name	Acct # and Name	Check Date	Check Number	Vendor Name	Transaction Amt	Inv#	Transaction Description	Void
1711	7770	4/24/19	133443	CITY OF HANFORD PETTY CASH	42.63		MEAL/J PERREIRA MTG	
PARKS & REC-SPORTS	TRAINING/TRAVEL/MEETING			HANFORD PETTY CASH, CITY OF				
	7495	4/30/19	133511	GEORGE AUSTIN	156.00		SFTBL OFCL 4/8-22	
	PROF AND SPEC SERVICES			AUSTIN, GEORGE				
	7495	4/30/19	133517	JESSE CHAVARRIA	46.00		SFTBL OFCL 4/11	
	PROF AND SPEC SERVICES			CHAVARRIA JESSE				
	7495	4/30/19	133520	STEVE CUELLAR JR	161.00		SFTBL OFCL 4/16-25	
	PROF AND SPEC SERVICES			CUELLAR STEVE JR				
	7495	4/30/19	133522	LELAND DIHEL	216.00		SFTBL OFCL 4/13-14	
	PROF AND SPEC SERVICES			DIHEL, LELAND				
	7495	4/30/19	133523	TERRY GENE DUNCIL	72.00		SFTBL OFCL 4/1-15	
	PROF AND SPEC SERVICES			DUNCIL TERRY GENE				
	7495	4/30/19	133545	RODNEY LAWRENCE	46.00		SFTBL OFCL 3/25	
	PROF AND SPEC SERVICES			LAWRENCE, RODNEY				
	7495	4/30/19	133545	RODNEY LAWRENCE	92.00		SFTBL OFCL 4/8-15	
	PROF AND SPEC SERVICES			LAWRENCE, RODNEY				
	7495	4/30/19	133546	WARREN LEASURE	345.00		SFTBL OFCL 4/8-23	
	PROF AND SPEC SERVICES			LEASURE, WARREN				
	7495	4/30/19	133548	TONI MARIN	228.00		SFTBL OFCL 4/8-25	
	PROF AND SPEC SERVICES			MARIN, TONI				
	7495	4/30/19	133549	RYAN MERCER	391.00		SFTBL OFCL 4/9-24	
	PROF AND SPEC SERVICES			MERCER, RYAN				
	7495	4/30/19	133554	ZANE PERREIRA	60.00		SFTBL OFCL 4/15-16	
	PROF AND SPEC SERVICES			PERREIRA, ZANE				
	7495	4/30/19	133555	MANDY S PHILLIPS	168.00		SFTBL OFCL 4/9-24	
	PROF AND SPEC SERVICES			PHILLIPS, MANDY S				
	7495	4/30/19	133558	ANTHONY SANCHEZ	324.00		SFTBL OFCL 4/12-14	
	PROF AND SPEC SERVICES			SANCHEZ, ANTHONY				
	7495	4/30/19	133558	ANTHONY SANCHEZ	528.00		SFTBL OFCL 4/8-25	
	PROF AND SPEC SERVICES			SANCHEZ, ANTHONY				

Date: 5/1/2019

Warrant Register

Division # and Name	Acct # and Name	Check Date	Check Number	Vendor Name	Transaction Amt	Inv#	Transaction Description	Void
1711 PARKS & REC-SPORTS	7495 PROF AND SPEC SERVICES	4/30/19	133562	STEPHEN SMITH SMITH, STEPHEN	161.00		SFTBL OFCL 4/9-23	
				Division Total 1711 PARKS & REC-SPORTS	4,140.84			
1713 PARKS & REC-LONGFIELD	7320 COMMUNICATIONS	4/17/19	133291	A T & T A T & T (13982)	25.88	12873536	2019-03	
	7495 PROF AND SPEC SERVICES	4/17/19	133318	COMCAST CABLE COMMUNICATIONS, INC COMCAST CABLE COMMUNICATIONS, INC	242.99	0714199 4/1	LONGFIELD INTERNET	
	7495 PROF AND SPEC SERVICES	4/17/19	133330	DIRECTV LLC DIRECTV LLC	153.73	3611790877	022650924 BLANKET PO	
	7320 COMMUNICATIONS	4/19/19	133411	A T & T A T & T (13982)	28.70	012589722	REISSUE CK#132225	
	7600 SPECIAL DEPARTMENTAL EX	4/24/19	133460	STEVE MORRISON DBA MORRISON'S SILKSCREEN	174.49	K101818	BLANKET PURCHASE ORDER	
	7600 SPECIAL DEPARTMENTAL EX	4/24/19	133486	WAL MART WAL MART	100.38		BLANKET PURCHASE ORDER	
				Division Total 1713 PARKS & REC-LONGFIELD	726.17			
1714 PARKS & REC-POOL/SKATE	7320 COMMUNICATIONS	4/17/19	133291	A T & T A T & T (13982)	17.06	12873536	2019-03	
	7495 PROF AND SPEC SERVICES	4/17/19	133312	CALIF DEPT OF JUSTICE CALIF DEPT OF JUSTICE	64.00	366237	FINGERPRINTS	
	7412 EQUIPMENT MAINTENANCE	4/17/19	133364	LINCOLN EQUIPMENT INC LINCOLN AQUATICS	105.97	BB296359	PLUNGE SIGNS	
	7495 PROF AND SPEC SERVICES	4/17/19	133364	LINCOLN EQUIPMENT INC LINCOLN AQUATICS	76.01	BB294949	PLUNGE SIGN	
	7600 SPECIAL DEPARTMENTAL EX	4/17/19	133371	ORIGINAL WATERMEN, INC ORIGINAL WATERMEN, INC	26.28	S60937-01	WHISTLES	

Attachment: WARRANT REGISTER-DIVISION ORDER 5-7-19 (FIN: WARRANT REGISTER)

Date: 5/1/2019

Warrant Register

Division # and Name	Acct # and Name	Check Date	Check Number	Vendor Name	Transaction Amt	Inv#	Transaction Description	Void
1714 PARKS & REC-POOL/SKATE	7320 COMMUNICATIONS	4/19/19	133411	A T & T / A T & T (13982)	16.97	012589722	REISSUE CK#132225	
	7495 PROF AND SPEC SERVICES	4/24/19	133424	C P R S DISTRICT 7 / C P R S DISTRICT 7	520.00		26-SUMMER LEADRS WKSP	
	4480 AQ-AQUATICS CONCESSIONS	4/24/19	133426	CALIF DEPT OF TAX & FEE ADMIN / CALIF DEPT OF TAX & FEE ADMIN	19.00		FY19 QTR3 USE TAX	
	7495 PROF AND SPEC SERVICES	4/24/19	133451	JOEY'S JUMPING CASTLE INC / JOEY'S JUMPING CASTLE INC	220.00	1823	KIDS DAY @ COE PK	
	7600 SPECIAL DEPARTMENTAL EX	4/24/19	133460	STEVE MORRISON DBA / MORRISON'S SILKSCREEN	782.93	K32719	BLANKET PURCHASE ORDER	
	7495 PROF AND SPEC SERVICES	4/30/19	133518	CLARK PEST CONTROL, INC / CLARK PEST CONTROL, INC	65.00		2019-04 PLUNGE	
	7650 CHEMICALS	4/30/19	133547	LINCOLN EQUIPMENT INC / LINCOLN AQUATICS	675.97	50473180	POOL CHEMICALS	
				Division Total 1714 PARKS & REC-POOL/SKATE	2,589.19			
1716 PARKS & REC-FACILITIES	7600 SPECIAL DEPARTMENTAL EX	4/17/19	133390	ULINE, INC / ULINE, INC	162.83	107411902	BLANKET PURCHASE ORDER	
	7495 PROF AND SPEC SERVICES	4/24/19	133429	COMCAST CABLE COMMUNICATIONS, INC / COMCAST CABLE COMMUNICATIONS, INC	109.95	0454929 4/1	8155500390454929 ETHERNET	
				Division Total 1716 PARKS & REC-FACILITIES	272.78			
1719 PARKS & REC-YOUTH SERV	7495 PROF AND SPEC SERVICES	4/12/19	133256	IRWIN ST INN INC / IRWIN ST INN INC	4,112.00		REISSUE CK#133175	
	7320 COMMUNICATIONS	4/17/19	133291	A T & T / A T & T (13982)	16.91	12873536	2019-03	
	7320 COMMUNICATIONS	4/17/19	133291	A T & T / A T & T (13982)	20.72	12876707	587-1658 2019-03	

Attachment: WARRANT REGISTER-DIVISION ORDER 5-7-19 (FIN: WARRANT REGISTER)

Date: 5/1/2019

Warrant Register

Division # and Name	Acct # and Name	Check Date	Check Number	Vendor Name	Transaction Amt	Inv#	Transaction Description	Void
1719	7495	4/17/19	133312	CALIF DEPT OF JUSTICE	160.00	366237	FINGERPRINTS	
PARKS & REC-YOUTH SERV	PROF AND SPEC SERVICES			CALIF DEPT OF JUSTICE				
	7495	4/18/19	133403	TAMMY L LAWLEY	500.00	041219	CHARACTER RENTAL	
	PROF AND SPEC SERVICES			LAWLEY, TAMMY L				
	7320	4/19/19	133411	A T & T	16.82	012589722	REISSUE CK#132225	
	COMMUNICATIONS			A T & T (13982)				
	4471	4/24/19	133426	CALIF DEPT OF TAX & FEE ADMIN	312.00		FY19 QTR3 USE TAX	
	CA-TEEN CTR CONCESSIONS			CALIF DEPT OF TAX & FEE ADMIN				
	7495	4/24/19	133427	CHILDREN'S STORYBOOK GARDEN/MUSEUM	95.00	209	FIELD TRIP ADMISSION	
	PROF AND SPEC SERVICES			CHILDREN'S STORYBOOK GARDEN/MUSEUM				
	7495	4/24/19	133433	DIRECTV LLC	84.49	3617421920	014877658 BLNKT PO	
	PROF AND SPEC SERVICES			DIRECTV LLC				
	7560	4/24/19	133435	GARY FEINSTEIN	125.00		EASTER EGGSTRVGNZA	
	ADVERTISING & PUBLIC REL			FEINSTEIN, GARY				
	7560	4/24/19	133435	GARY FEINSTEIN	100.00		MOTHER/SON PHOTOS	
	ADVERTISING & PUBLIC REL			FEINSTEIN, GARY				
	7495	4/24/19	133451	JOEY'S JUMPING CASTLE INC	430.00	1945	EASTER EGGTRAGNZA	
	PROF AND SPEC SERVICES			JOEY'S JUMPING CASTLE INC				
	7495	4/30/19	133525	F T G FINE EMBROIDERY & DESIGN	1,283.78	6117	T-BALL TEAM SHIRTS	
	PROF AND SPEC SERVICES			F T G FINE EMBROIDERY & DESIGN				
	7495	4/30/19	133539	IRWIN ST INN INC	3,252.64		BALANCE EVENT 4/12-13	
	PROF AND SPEC SERVICES			IRWIN ST INN INC				
				Division Total 1719 PARKS & REC-YOUTH SERV	10,509.36			
1720	7320	4/17/19	133291	A T & T	17.06	12873536	2019-03	
PARKS & REC-ADULT/SPCL	COMMUNICATIONS			A T & T (13982)				
	7495	4/17/19	133398	CATHERINE WUNDERLY SUAREZ	80.00		REISSUE CK#130839	
	PROF AND SPEC SERVICES			WUNDERLY SUAREZ, CATHERINE				
	7320	4/19/19	133411	A T & T	16.97	012589722	REISSUE CK#132225	
	COMMUNICATIONS			A T & T (13982)				

Attachment: WARRANT REGISTER-DIVISION ORDER 5-7-19 (FIN: WARRANT REGISTER)

Date: 5/1/2019

Warrant Register

Division # and Name	Acct # and Name	Check Date	Check Number	Vendor Name	Transaction Amt	Inv#	Transaction Description	Void
1720	7495	4/24/19	133454	BRANDON K AINSWORTH DBA	235.95	2343	BLUE RIBBON TROPHIES	
PARKS & REC-ADULT/SPCL	PROF AND SPEC SERVICES			KINGS CO TROPHY & ENGRAVING				
	7495	4/24/19	133469	CINDY LYNN RODRIGUEZ	204.00		2019-04 AEROBICS	
	PROF AND SPEC SERVICES			RODRIGUEZ, CINDY LYNN				
	7495	4/24/19	133469	CINDY LYNN RODRIGUEZ	136.00		2019-04 WALKING CLASS	
	PROF AND SPEC SERVICES			RODRIGUEZ, CINDY LYNN				
	7495	4/24/19	133488	CATHERINE WUNDERLY SUAREZ	180.00		2019-04 ZUMBA	
	PROF AND SPEC SERVICES			WUNDERLY SUAREZ, CATHERINE				
	7495	4/30/19	133544	BRANDON K AINSWORTH DBA	41.83	2394	STAFF NAME TAGS	
	PROF AND SPEC SERVICES			KINGS CO TROPHY & ENGRAVING				
				Division Total 1720 PARKS & REC-ADULT/SPCL	911.81			
1721	7560-001	4/17/19	133321	ERIC CRIBBS DBA	6,094.81	4015	2019 SPRG/SUM CATALOG	
PARKS & REC-COMM PROM/EVT	ADVERTISING-REC MENU			CRIBBSPROJECT				
	7560	4/24/19	133443	CITY OF HANFORD PETTY CASH	39.99		KIDS FEST SC FILTER	
	ADVERTISING & PUBLIC REL			HANFORD PETTY CASH, CITY OF				
				Division Total 1721 PARKS & REC-COMM PROM/EVT	6,134.80			
1722	7300	4/17/19	133296	ARAMARK UNIFORM SERVICES, INC	299.35		UNIFORMS- PARKS	
PARKS & REC-PARKS	UNIFORM EXPENSE			ARAMARK UNIFORM SERVICES, INC				
	7600	4/17/19	133335	FASTENAL INDUSTRIAL & CONST SUPP	22.22	CAHAN7413	BLANKET PURCHASE ORDER	
	SPECIAL DEPARTMENTAL EXI			FASTENAL INDUSTRIAL & CONST SUPP				
	7600	4/17/19	133335	FASTENAL INDUSTRIAL & CONST SUPP	18.38	CAHAN7414	BLANKET PURCHASE ORDER	
	SPECIAL DEPARTMENTAL EXI			FASTENAL INDUSTRIAL & CONST SUPP				
	7600	4/17/19	133335	FASTENAL INDUSTRIAL & CONST SUPP	4.86	CAHAN7446	BLANKET PURCHASE ORDER	
	SPECIAL DEPARTMENTAL EXI			FASTENAL INDUSTRIAL & CONST SUPP				
	7600	4/17/19	133335	FASTENAL INDUSTRIAL & CONST SUPP	3.24	CAHAN7449	BLANKET PURCHASE ORDER	
	SPECIAL DEPARTMENTAL EXI			FASTENAL INDUSTRIAL & CONST SUPP				

Attachment: WARRANT REGISTER-DIVISION ORDER 5-7-19 (FIN: WARRANT REGISTER)

Date: 5/1/2019

Warrant Register

Division # and Name	Acct # and Name	Check Date	Check Number	Vendor Name	Transaction Amt	Inv#	Transaction Description	Void
1722	7600	4/17/19	133335	FASTENAL INDUSTRIAL & CONST SUPP	17.71	CAHAN7462	BLANKET PURCHASE ORDER	
PARKS & REC-PARKS	SPECIAL DEPARTMENTAL EX			FASTENAL INDUSTRIAL & CONST SUPP				
	7650	4/17/19	133352	KINGS CO DEPT OF AG	30.89	13774	SQUIRREL BAIT	
	CHEMICALS			KINGS CO DEPT OF AG				
	7650	4/17/19	133352	KINGS CO DEPT OF AG	10.73	13775	VERTEBRATE PEST CTRL	
	CHEMICALS			KINGS CO DEPT OF AG				
	7600	4/17/19	133356	PHILLIP J GAPEN DBA	8.85	4412	BLANKET PURCHASE ORDER	
	SPECIAL DEPARTMENTAL EX			KINGS CO MOBILE LOCKSMITH SVC				
	7600	4/17/19	133356	PHILLIP J GAPEN DBA	41.77	4463	BLANKET PURCHASE ORDER	
	SPECIAL DEPARTMENTAL EX			KINGS CO MOBILE LOCKSMITH SVC				
	7600	4/17/19	133358	KINGS CO PIPE EMPIRE BLUE TARP	13.92	1903-K6689	PLUMBING PARTS	
	SPECIAL DEPARTMENTAL EX			KINGS CO PIPE EMPIRE BLUE TARP				
	7600	4/17/19	133358	KINGS CO PIPE EMPIRE BLUE TARP	3.45	1903-K6690	PLUMBING PARTS	
	SPECIAL DEPARTMENTAL EX			KINGS CO PIPE EMPIRE BLUE TARP				
	7600	4/17/19	133358	KINGS CO PIPE EMPIRE BLUE TARP	(8.52)	1903-K6690	RTRN PLUMBING PARTS	
	SPECIAL DEPARTMENTAL EX			KINGS CO PIPE EMPIRE BLUE TARP				
	7600	4/17/19	133367	MILLER'S RENTALAND	22.00	283281	BLANKET PURCHASE ORDER	
	SPECIAL DEPARTMENTAL EX			MILLER'S RENTALAND				
	7600	4/17/19	133367	MILLER'S RENTALAND	51.00	293320	BLANKET PURCHASE ORDER	
	SPECIAL DEPARTMENTAL EX			MILLER'S RENTALAND				
	7780	4/17/19	133372	P G & E	9.53		2019-03 6276476966-7	
	UTILITIES-ELECTRICITY			P G & E				
	7600	4/17/19	133396	WEST VALLEY SUPPLY INC	74.97	95697	BLANKET PURCHASE ORDER	
	SPECIAL DEPARTMENTAL EX			WEST VALLEY SUPPLY INC				
	7600	4/17/19	133396	WEST VALLEY SUPPLY INC	19.14	95712	BLANKET PURCHASE ORDER	
	SPECIAL DEPARTMENTAL EX			WEST VALLEY SUPPLY INC				
	7600	4/17/19	133396	WEST VALLEY SUPPLY INC	134.49	95718	BLANKET PURCHASE ORDER	
	SPECIAL DEPARTMENTAL EX			WEST VALLEY SUPPLY INC				
	7600	4/17/19	133396	WEST VALLEY SUPPLY INC	6.47	95736	BLANKET PURCHASE ORDER	
	SPECIAL DEPARTMENTAL EX			WEST VALLEY SUPPLY INC				

Attachment: WARRANT REGISTER-DIVISION ORDER 5-7-19 (FIN: WARRANT REGISTER)

Date: 5/1/2019

Warrant Register

Division # and Name	Acct # and Name	Check Date	Check Number	Vendor Name	Transaction Amt	Inv#	Transaction Description	Void
1722	7600	4/17/19	133396	WEST VALLEY SUPPLY INC	438.89	95787	BLANKET PURCHASE ORDER	
PARKS & REC-PARKS	SPECIAL DEPARTMENTAL EXI			WEST VALLEY SUPPLY INC				
	7600	4/17/19	133396	WEST VALLEY SUPPLY INC	97.30	95790	BLANKET PURCHASE ORDER	
	SPECIAL DEPARTMENTAL EXI			WEST VALLEY SUPPLY INC				
	7600	4/17/19	133396	WEST VALLEY SUPPLY INC	24.13	95795	BLANKET PURCHASE ORDER	
	SPECIAL DEPARTMENTAL EXI			WEST VALLEY SUPPLY INC				
	7600	4/17/19	133396	WEST VALLEY SUPPLY INC	(24.13)	95796	BLANKET PURCHASE ORDER	
	SPECIAL DEPARTMENTAL EXI			WEST VALLEY SUPPLY INC				
	7600	4/17/19	133396	WEST VALLEY SUPPLY INC	85.09	95798	BLANKET PURCHASE ORDER	
	SPECIAL DEPARTMENTAL EXI			WEST VALLEY SUPPLY INC				
	7600	4/17/19	133396	WEST VALLEY SUPPLY INC	29.09	95835	BLANKET PURCHASE ORDER	
	SPECIAL DEPARTMENTAL EXI			WEST VALLEY SUPPLY INC				
	7600	4/17/19	133396	WEST VALLEY SUPPLY INC	157.55	95836	BLANKET PURCHASE ORDER	
	SPECIAL DEPARTMENTAL EXI			WEST VALLEY SUPPLY INC				
	7600	4/17/19	133396	WEST VALLEY SUPPLY INC	73.29	95850	BLANKET PURCHASE ORDER	
	SPECIAL DEPARTMENTAL EXI			WEST VALLEY SUPPLY INC				
	7600	4/17/19	133396	WEST VALLEY SUPPLY INC	836.53	95854	BLANKET PURCHASE ORDER	
	SPECIAL DEPARTMENTAL EXI			WEST VALLEY SUPPLY INC				
	7550	4/18/19	133401	CONSOLIDATED SECURITY INTEGRATING	14,929.08	22922	PARKS SECURITY SYSTEM	
	OTHER CONTRACTUAL SERV			CONSOLIDATED SECURITY INTEGRATING				
	7600	4/24/19	133459	CONSOLIDATED ELEC DIST, INC DBA	6.82	2877-482899	BLANKET PURCHASE ORDER	
	SPECIAL DEPARTMENTAL EXI			MEDALLION SUPPLY				
	7600	4/24/19	133459	CONSOLIDATED ELEC DIST, INC DBA	26.65	2877-483066	BLANKET PURCHASE ORDER	
	SPECIAL DEPARTMENTAL EXI			MEDALLION SUPPLY				
	7600	4/24/19	133462	NICK CHAMPI ENTERPRISES INC	17.70	22931	BLANKET PURCHASE ORDER	
	SPECIAL DEPARTMENTAL EXI			NICK CHAMPI ENTERPRISES INC				
	7320	4/24/19	133482	VERIZON WIRELESS	7.00	9828089314	2019-04 PARKS	
	COMMUNICATIONS			VERIZON WIRELESS				
	7600	4/30/19	133551	MORGAN & SLATES	2.66	1548316	BLANKET PURCHASE ORDER	
	SPECIAL DEPARTMENTAL EXI			MORGAN & SLATES				

Attachment: WARRANT REGISTER-DIVISION ORDER 5-7-19 (FIN: WARRANT REGISTER)

Date: 5/1/2019

Warrant Register

Division # and Name	Acct # and Name	Check Date	Check Number	Vendor Name	Transaction Amt	Inv#	Transaction Description	Void
1722 PARKS & REC-PARKS	7600 SPECIAL DEPARTMENTAL EXI	4/30/19	133551	MORGAN & SLATES / MORGAN & SLATES	5.91	1548410	BLANKET PURCHASE ORDER	
	7600 SPECIAL DEPARTMENTAL EXI	4/30/19	133551	MORGAN & SLATES / MORGAN & SLATES	426.50	1549858	BLANKET PURCHASE ORDER	
	7600 SPECIAL DEPARTMENTAL EXI	4/30/19	133556	DANIEL SCOTT RHEA / RHEA, DANIEL	133.44		TOOL REIMBURSEMENT	
	7600 SPECIAL DEPARTMENTAL EXI	4/30/19	133559	SCHAUB RENTAL AND SALES INC / SCHAUB RENTAL AND SALES INC	456.18	5952300	BLANKET PURCHASE ORDER	
	7600 SPECIAL DEPARTMENTAL EXI	4/30/19	133559	SCHAUB RENTAL AND SALES INC / SCHAUB RENTAL AND SALES INC	18.00	5952308	BLANKET PURCHASE ORDER	
	7600 SPECIAL DEPARTMENTAL EXI	4/30/19	133559	SCHAUB RENTAL AND SALES INC / SCHAUB RENTAL AND SALES INC	223.57	5952394	BLANKET PURCHASE ORDER	
	7600 SPECIAL DEPARTMENTAL EXI	4/30/19	133568	VALLEY OXYGEN, INC / VALLEY OXYGEN, INC	30.57	402883	BLANKET PURCHASE ORDER	
				Division Total 1722 PARKS & REC-PARKS	18,786.27			
2010 PW-ADMINISTRATION & ENGR	7300 UNIFORM EXPENSE	4/17/19	133296	ARAMARK UNIFORM SERVICES, INC / ARAMARK UNIFORM SERVICES, INC	183.53		UNIFORMS- ENGINEERING	
	7320 COMMUNICATIONS	4/19/19	133411	A T & T / A T & T (13982)	20.48	012589711	REISSUE CK#132225	
	7770 TRAINING/TRAVEL/MEETING	4/24/19	133443	CITY OF HANFORD PETTY CASH / HANFORD PETTY CASH, CITY OF	20.00		REG/CAMARA-APWA	
	7770 TRAINING/TRAVEL/MEETING	4/24/19	133443	CITY OF HANFORD PETTY CASH / HANFORD PETTY CASH, CITY OF	20.00		REG/SHAW-APWA	
	7460 DUPLICATING EXPENSE	4/24/19	133467	MARCEY L STARK DBA / REPROGRAPHIC MACHINE SALES CO	41.78	207094	PLOTTER PRNT/SHIP	
	7600 SPECIAL DEPARTMENTAL EXI	4/24/19	133473	SHRED-IT US JV LLC DBA / SHRED-IT USA LLC	69.50	8127016605	DOC SHREDDING	
	7320 COMMUNICATIONS	4/24/19	133482	VERIZON WIRELESS / VERIZON WIRELESS	157.31	9828089314	2019-04 ENG	

Attachment: WARRANT REGISTER-DIVISION ORDER 5-7-19 (FIN: WARRANT REGISTER)

Date: 5/1/2019

Warrant Register

Division # and Name	Acct # and Name	Check Date	Check Number	Vendor Name	Transaction Amt	Inv#	Transaction Description	Void
2010	7320	4/30/19	133506	A T & T	20.90	12873525	583-1529 2019-03	
PW-ADMINISTRATION & ENGR	COMMUNICATIONS			A T & T (13982)				
	7495	4/30/19	133550	MICHAEL SUTHERLAND & ASSN	195.00	182645-2	PROF SVCS 11/5-3/30	
	PROF AND SPEC SERVICES			MICHAEL SUTHERLAND & ASSN				
				Division Total 2010 PW-ADMINISTRATION & ENGR	728.50			
2011	7300	4/17/19	133296	ARAMARK UNIFORM SERVICES, INC	344.09		UNIFORMS- ST MAINT	
PW-STREET MAINTENANCE	UNIFORM EXPENSE			ARAMARK UNIFORM SERVICES, INC				
	7720	4/17/19	133311	CALAVERAS MATERIALS INC	257.52	1987758	4 TONS PG64-10	
	STREET CONST & MAINT MTR			CALAVERAS MATERIALS INC				
	7580	4/17/19	133376	QUINN COMPANY	2,196.43	09364001	COMPACTOR RENTAL	
	RENTS AND LEASES-EQUIP			QUINN COMPANY				
	7780	4/17/19	133379	SOUTHERN CALIF EDISON CO	35,940.90		2019-03	
	UTILITIES-ELECTRICITY			SOUTHERN CALIF EDISON CO				
	7600	4/17/19	133384	TERRY JOHNSON TRUCKING, INC	600.00	106941	TRUCKING SVCS	
	SPECIAL DEPARTMENTAL EXI			TERRY JOHNSON TRUCKING, INC				
	7600	4/17/19	133384	TERRY JOHNSON TRUCKING, INC	1,380.00	107017	TRUCKING SVCS	
	SPECIAL DEPARTMENTAL EXI			TERRY JOHNSON TRUCKING, INC				
	7600	4/17/19	133384	TERRY JOHNSON TRUCKING, INC	600.00	107044	TRUCKING SVCS	
	SPECIAL DEPARTMENTAL EXI			TERRY JOHNSON TRUCKING, INC				
	7495	4/17/19	133391	UNITED PARCEL SERVICE	15.36	F7476V149	SHIPPING	
	PROF AND SPEC SERVICES			UNITED PARCEL SERVICE				
	7600	4/24/19	133431	DASSEL'S PETROLEUM, INC	91.24	50571	BLANKET PURCHASE ORDER	
	SPECIAL DEPARTMENTAL EXI			DASSEL'S PETROLEUM, INC				
	7600	4/24/19	133431	DASSEL'S PETROLEUM, INC	45.95	52210	BLANKET PURCHASE ORDER	
	SPECIAL DEPARTMENTAL EXI			DASSEL'S PETROLEUM, INC				
	7600	4/24/19	133431	DASSEL'S PETROLEUM, INC	101.93	52232	BLANKET PURCHASE ORDER	
	SPECIAL DEPARTMENTAL EXI			DASSEL'S PETROLEUM, INC				
	7600	4/24/19	133436	SHERWIN WILLIAMS COMPANY DBA	85.78	7159-0	BLANKET PURCHASE ORDER	
	SPECIAL DEPARTMENTAL EXI			FRAZEE INDUSTRIES				

Attachment: WARRANT REGISTER-DIVISION ORDER 5-7-19 (FIN: WARRANT REGISTER)

Date: 5/1/2019

Warrant Register

Division # and Name	Acct # and Name	Check Date	Check Number	Vendor Name	Transaction Amt	Inv#	Transaction Description	Void
2011	7770	4/24/19	133443	CITY OF HANFORD PETTY CASH	20.00		REG/CAMARA-APWA	
PW-STREET MAINTENANCE	TRAINING/TRAVEL/MEETING			HANFORD PETTY CASH, CITY OF				
	7600	4/24/19	133459	CONSOLIDATED ELEC DIST, INC DBA	71.43	2877-482795	BLANKET PURCHASE ORDER	
	SPECIAL DEPARTMENTAL EX			MEDALLION SUPPLY				
	7600	4/24/19	133459	CONSOLIDATED ELEC DIST, INC DBA	13.06	2877-482849	BLANKET PURCHASE ORDER	
	SPECIAL DEPARTMENTAL EX			MEDALLION SUPPLY				
	7600	4/24/19	133459	CONSOLIDATED ELEC DIST, INC DBA	173.23	2877-483024	BLANKET PURCHASE ORDER	
	SPECIAL DEPARTMENTAL EX			MEDALLION SUPPLY				
	7780	4/24/19	133463	P G & E	315.90		2019-03 6899346425-1	
	UTILITIES-ELECTRICITY			P G & E				
	7600	4/24/19	133478	TERRY JOHNSON TRUCKING, INC	4,092.00	107078	DIRT HAULING	
	SPECIAL DEPARTMENTAL EX			TERRY JOHNSON TRUCKING, INC				
	7600	4/24/19	133478	TERRY JOHNSON TRUCKING, INC	804.00	107176	DIRT HAULING	
	SPECIAL DEPARTMENTAL EX			TERRY JOHNSON TRUCKING, INC				
	7600	4/24/19	133478	TERRY JOHNSON TRUCKING, INC	612.00	107182	DIRT HAULING	
	SPECIAL DEPARTMENTAL EX			TERRY JOHNSON TRUCKING, INC				
	7600	4/24/19	133478	TERRY JOHNSON TRUCKING, INC	756.00	107193	DIRT HAULING	
	SPECIAL DEPARTMENTAL EX			TERRY JOHNSON TRUCKING, INC				
	7320	4/24/19	133482	VERIZON WIRELESS	2.58	9828089314	2019-04 STREETS	
	COMMUNICATIONS			VERIZON WIRELESS				
	7600	4/30/19	133507	ALERT-O-LITE	857.57	0039298-IN	BLANKET PURCHASE ORDER	
	SPECIAL DEPARTMENTAL EX			ALERT-O-LITE				
	7600	4/30/19	133507	ALERT-O-LITE	169.22	0039300-IN	BLANKET PURCHASE ORDER	
	SPECIAL DEPARTMENTAL EX			ALERT-O-LITE				
	7600	4/30/19	133507	ALERT-O-LITE	1,545.79	0039588-IN	BLANKET PURCHASE ORDER	
	SPECIAL DEPARTMENTAL EX			ALERT-O-LITE				
	7600	4/30/19	133507	ALERT-O-LITE	58.98	0040056-IN	BLANKET PURCHASE ORDER	
	SPECIAL DEPARTMENTAL EX			ALERT-O-LITE				
	7600	4/30/19	133540	J A MOMANEY SERVICES INC DBA	120.12	117958	GREEN SIGNAL BALLS	
	SPECIAL DEPARTMENTAL EX			J A M SERVICES INC				

Attachment: WARRANT REGISTER-DIVISION ORDER 5-7-19 (FIN: WARRANT REGISTER)

Date: 5/1/2019

Warrant Register

Division # and Name	Acct # and Name	Check Date	Check Number	Vendor Name	Transaction Amt	Inv#	Transaction Description	Void
2011	7600	4/30/19	133559	SCHAUB RENTAL AND SALES INC	22.29	5952174	BLANKET PURCHASE ORDER	
PW-STREET MAINTENANCE	SPECIAL DEPARTMENTAL EXI			SCHAUB RENTAL AND SALES INC				
	7600	4/30/19	133559	SCHAUB RENTAL AND SALES INC	21.44	5952198	BLANKET PURCHASE ORDER	
	SPECIAL DEPARTMENTAL EXI			SCHAUB RENTAL AND SALES INC				
				Division Total 2011 PW-STREET MAINTENANCE	51,314.81			
2020	7320	4/17/19	133291	A T & T	29.40	12873536	2019-03	
AIRPORT-OPERATING	COMMUNICATIONS			A T & T (13982)				
	7600	4/18/19	133404	MCKAY, JOHN - #18	142.00		RECEIVABLE REFUND	
	SPECIAL DEPARTMENTAL EXI			MCKAY, JOHN - #18				
	7600	4/18/19	133409	TURBO PROPERTIES, LLC-#05	77.69		RECEIVABLE REFUND	
	SPECIAL DEPARTMENTAL EXI			TURBO PROPERTIES, LLC-#05				
	7320	4/19/19	133411	A T & T	20.71	012589708	REISSUE CK#132225	
	COMMUNICATIONS			A T & T (13982)				
	7320	4/19/19	133411	A T & T	24.12	012589722	REISSUE CK#132225	
	COMMUNICATIONS			A T & T (13982)				
	7320	4/24/19	133415	A T & T	20.72	12873522	582-0101 2019-03	
	COMMUNICATIONS			A T & T (13982)				
	7495	4/24/19	133416	RYAN KING DBA	1,850.00	544	WEED CONTROL SERVICES	
	PROF AND SPEC SERVICES			AGRISERV				
	7433	4/24/19	133421	W BANKS MOORE, INC DBA	100.00	WO-7196	FUEL TNK INSPECT	
	FUEL AND LUBE MAINTENANC			BANKS & CO				
	7780	4/24/19	133475	SOUTHERN CALIF EDISON CO	1,009.09		2019-03	
	UTILITIES-ELECTRICITY			SOUTHERN CALIF EDISON CO				
	7433	4/30/19	133510	WORLD FUEL SERVICES DBA	35,596.96	601299	AIRPORT FUEL	
	FUEL AND LUBE MAINTENANC			ASCENT AVIATION GROUP, INC				
				Division Total 2020 AIRPORT-OPERATING	38,870.69			

Attachment: WARRANT REGISTER-DIVISION ORDER 5-7-19 (FIN: WARRANT REGISTER)

Date: 5/1/2019

Warrant Register

Division # and Name	Acct # and Name	Check Date	Check Number	Vendor Name	Transaction Amt	Inv#	Transaction Description	Void
2031	7300	4/17/19	133296	ARAMARK UNIFORM SERVICES, INC	391.10		UNIFORMS- REFUSE	
REFUSE	UNIFORM EXPENSE			ARAMARK UNIFORM SERVICES, INC				
	7550	4/17/19	133360	KINGS WASTE & RECYCLE AUTHORITY	235,001.13		2019-03 DUMP FEES	
	OTHER CONTRACTUAL SERV			KINGS WASTE & RECYCLE AUTHORITY				
	7320	4/24/19	133482	VERIZON WIRELESS	11.79	9828089314	2019-04 REFUSE	
	COMMUNICATIONS			VERIZON WIRELESS				
	7412	4/30/19	133551	MORGAN & SLATES	22.20	1547032	BLANKET PURCHASE ORDER	
	EQUIPMENT MAINTENANCE			MORGAN & SLATES				
	7412	4/30/19	133568	VALLEY OXYGEN, INC	63.40	403697	BLANKET PURCHASE ORDER	
	EQUIPMENT MAINTENANCE			VALLEY OXYGEN, INC				
	7412	4/30/19	133568	VALLEY OXYGEN, INC	36.85	403827	BLANKET PURCHASE ORDER	
	EQUIPMENT MAINTENANCE			VALLEY OXYGEN, INC				
	7412	4/30/19	133568	VALLEY OXYGEN, INC	296.94	403945	BLANKET PURCHASE ORDER	
	EQUIPMENT MAINTENANCE			VALLEY OXYGEN, INC				
				Division Total 2031 REFUSE	235,823.41			
2032	7300	4/17/19	133296	ARAMARK UNIFORM SERVICES, INC	45.10		UNIFORMS- ST CLEANING	
REFUSE-STREET CLEANING	UNIFORM EXPENSE			ARAMARK UNIFORM SERVICES, INC				
				Division Total 2032 REFUSE-STREET CLEANING	45.10			
2040	7433	4/12/19	133266	SILVAS OIL CO INC	24,126.65	844027	FUEL BLANKET PO	
FLEET MAINTENANCE	FUEL AND LUBE MAINTENANC			SILVAS OIL CO INC				
	7495	4/12/19	133276	WATERDROPS EXPRESS CAR WASH LLC	125.00	128787	LACEY WASHES BLANKET PO	
	PROF AND SPEC SERVICES			WATERDROPS EXPRESS CAR WASH LLC				
	7495	4/12/19	133277	WATERDROPS EXPRESS CAR WASH LLC	515.00	535834	11TH AVE CAR WASHES-BLANK	
	PROF AND SPEC SERVICES			WATERDROPS EXPRESS CAR WASH LLC				
	7300	4/17/19	133296	ARAMARK UNIFORM SERVICES, INC	179.90		UNIFORMS- FLEET MAINT	
	UNIFORM EXPENSE			ARAMARK UNIFORM SERVICES, INC				

Attachment: WARRANT REGISTER-DIVISION ORDER 5-7-19 (FIN: WARRANT REGISTER)

Date: 5/1/2019

Warrant Register

Division # and Name	Acct # and Name	Check Date	Check Number	Vendor Name	Transaction Amt	Inv#	Transaction Description	Void
2040	7434	4/17/19	133300	BADASCI TIRE CO, INC	160.06	150486	BLANKET PURCHASE ORDER	
FLEET MAINTENANCE	TIRES AND TUBES			BADASCI TIRE CO, INC				
	7495	4/17/19	133300	BADASCI TIRE CO, INC	310.40	150210	BLANKET PURCHASE ORDER	
	PROF AND SPEC SERVICES			BADASCI TIRE CO, INC				
	7495	4/17/19	133300	BADASCI TIRE CO, INC	462.80	150272	BLANKET PURCHASE ORDER	
	PROF AND SPEC SERVICES			BADASCI TIRE CO, INC				
	7600	4/17/19	133300	BADASCI TIRE CO, INC	416.11	150210	BLANKET PURCHASE ORDER	
	SPECIAL DEPARTMENTAL EX			BADASCI TIRE CO, INC				
	7600	4/17/19	133300	BADASCI TIRE CO, INC	932.20	150272	BLANKET PURCHASE ORDER	
	SPECIAL DEPARTMENTAL EX			BADASCI TIRE CO, INC				
	7495	4/17/19	133301	W BANKS MOORE, INC DBA	198.25	WO-7030	RPR FUEL DISP #3	
	PROF AND SPEC SERVICES			BANKS & CO				
	7495	4/17/19	133304	MC KEE ENTERPRISES, LLC DBA	35.00	68268	BLANKET PURCHASE ORDER	
	PROF AND SPEC SERVICES			BRAD'S HANFORD SMOG-N-TUNE				
	7600	4/17/19	133335	FASTENAL INDUSTRIAL & CONST SUPP	(271.89)	CAHAN5984	BLANKET PURCHASE ORDER	
	SPECIAL DEPARTMENTAL EX			FASTENAL INDUSTRIAL & CONST SUPP				
	7600	4/17/19	133335	FASTENAL INDUSTRIAL & CONST SUPP	40.97	CAHAN7461	BLANKET PURCHASE ORDER	
	SPECIAL DEPARTMENTAL EX			FASTENAL INDUSTRIAL & CONST SUPP				
	7495	4/17/19	133339	GOLDEN STATE PETERBILT	142.00	PR110501	BLANKET PURCHASE ORDER	
	PROF AND SPEC SERVICES			GOLDEN STATE PETERBILT				
	7600	4/17/19	133339	GOLDEN STATE PETERBILT	12.33	PR110501	BLANKET PURCHASE ORDER	
	SPECIAL DEPARTMENTAL EX			GOLDEN STATE PETERBILT				
	7433	4/17/19	133347	INTER STATE OIL COMPANY	540.33	0677523-IN	FUEL-BLANKET PO	
	FUEL AND LUBE MAINTENANC			INTER STATE OIL COMPANY				
	7600	4/17/19	133361	KROEGER EQUIP & SUPPLY	783.10	K209626	BLANKET PURCHASE ORDER	
	SPECIAL DEPARTMENTAL EX			KROEGER EQUIP & SUPPLY				
	7600	4/17/19	133361	KROEGER EQUIP & SUPPLY	1,237.75	K210593	BLANKET PURCHASE ORDER	
	SPECIAL DEPARTMENTAL EX			KROEGER EQUIP & SUPPLY				
	7600	4/17/19	133361	KROEGER EQUIP & SUPPLY	1,472.71	K211275	BLANKET PURCHASE ORDER	
	SPECIAL DEPARTMENTAL EX			KROEGER EQUIP & SUPPLY				

Attachment: WARRANT REGISTER-DIVISION ORDER 5-7-19 (FIN: WARRANT REGISTER)

Date: 5/1/2019

Warrant Register

Division # and Name	Acct # and Name	Check Date	Check Number	Vendor Name	Transaction Amt	Inv#	Transaction Description	Void
2040	7600	4/17/19	133362	LAWRENCE TRACTOR CO	51.05	337375	BLANKET PURCHASE ORDER	
FLEET MAINTENANCE	SPECIAL DEPARTMENTAL EXI			LAWRENCE TRACTOR CO				
	7600	4/17/19	133362	LAWRENCE TRACTOR CO	1.15	337542	BLANKET PURCHASE ORDER	
	SPECIAL DEPARTMENTAL EXI			LAWRENCE TRACTOR CO				
	7600	4/17/19	133362	LAWRENCE TRACTOR CO	314.54	338324	BLANKET PURCHASE ORDER	
	SPECIAL DEPARTMENTAL EXI			LAWRENCE TRACTOR CO				
	7600	4/17/19	133362	LAWRENCE TRACTOR CO	192.41	338590	BLANKET PURCHASE ORDER	
	SPECIAL DEPARTMENTAL EXI			LAWRENCE TRACTOR CO				
	7600	4/17/19	133362	LAWRENCE TRACTOR CO	274.38	340185	BLANKET PURCHASE ORDER	
	SPECIAL DEPARTMENTAL EXI			LAWRENCE TRACTOR CO				
	7600	4/17/19	133362	LAWRENCE TRACTOR CO	(274.38)	340199	BLANKET PURCHASE ORDER	
	SPECIAL DEPARTMENTAL EXI			LAWRENCE TRACTOR CO				
	7600	4/17/19	133362	LAWRENCE TRACTOR CO	54.26	340591	BLANKET PURCHASE ORDER	
	SPECIAL DEPARTMENTAL EXI			LAWRENCE TRACTOR CO				
	7600	4/17/19	133362	LAWRENCE TRACTOR CO	51.48	340594	BLANKET PURCHASE ORDER	
	SPECIAL DEPARTMENTAL EXI			LAWRENCE TRACTOR CO				
	7600	4/17/19	133362	LAWRENCE TRACTOR CO	96.14	340736	BLANKET PURCHASE ORDER	
	SPECIAL DEPARTMENTAL EXI			LAWRENCE TRACTOR CO				
	7600	4/17/19	133362	LAWRENCE TRACTOR CO	21.15	341535	BLANKET PURCHASE ORDER	
	SPECIAL DEPARTMENTAL EXI			LAWRENCE TRACTOR CO				
	7780	4/17/19	133379	SOUTHERN CALIF EDISON CO	1,594.73		2019-03	
	UTILITIES-ELECTRICITY			SOUTHERN CALIF EDISON CO				
	7600	4/17/19	133388	TURF STAR INC	181.18	7052731-00	BLANKET PURCHASE ORDER	
	SPECIAL DEPARTMENTAL EXI			TURF STAR INC				
	7600	4/17/19	133388	TURF STAR INC	268.67	7052731-01	BLANKET PURCHASE ORDER	
	SPECIAL DEPARTMENTAL EXI			TURF STAR INC				
	7600	4/17/19	133388	TURF STAR INC	2,344.20	7055866-00	BLANKET PURCHASE ORDER	
	SPECIAL DEPARTMENTAL EXI			TURF STAR INC				
	7495	4/17/19	133397	WORLD OIL ENVIRONMENTAL SERVICES	65.00	I5000042325	80 GALS USED OIL	
	PROF AND SPEC SERVICES			WORLD OIL ENVIORNMENTAL SERVICES				

Attachment: WARRANT REGISTER-DIVISION ORDER 5-7-19 (FIN: WARRANT REGISTER)

Date: 5/1/2019

Warrant Register

Division # and Name	Acct # and Name	Check Date	Check Number	Vendor Name	Transaction Amt	Inv#	Transaction Description	Void
2040	7495	4/17/19	133397	WORLD OIL ENVIRONMENTAL SERVICES	165.00	I5000042645	USED OIL FILTERS DISP	
FLEET MAINTENANCE	PROF AND SPEC SERVICES			WORLD OIL ENVIORNMENTAL SERVICES				
	7600	4/17/19	133397	WORLD OIL ENVIRONMENTAL SERVICES	213.16	I5000043029	53 GALS USED COOLANT	
	SPECIAL DEPARTMENTAL EX			WORLD OIL ENVIORNMENTAL SERVICES				
	7600	4/17/19	133397	WORLD OIL ENVIRONMENTAL SERVICES	283.14	I5000043029	55 GAL USED COOLANT	
	SPECIAL DEPARTMENTAL EX			WORLD OIL ENVIORNMENTAL SERVICES				
	7495	4/24/19	133422	BORBA'S AUTO BODY INC	100.57	23686	LABOR - REPAIR DOOR HINGE	
	PROF AND SPEC SERVICES			BORBA'S AUTO BODY INC				
	7600	4/24/19	133422	BORBA'S AUTO BODY INC	77.37	23686	PARTS - REPAIR DOOR HINGE	
	SPECIAL DEPARTMENTAL EX			BORBA'S AUTO BODY INC				
	7600	4/24/19	133440	HAAKER EQUIP CO	1,509.22	C49955	BLANKET PURCHASE ORDER	
	SPECIAL DEPARTMENTAL EX			HAAKER EQUIP CO				
	7600	4/24/19	133440	HAAKER EQUIP CO	300.93	C50044	BLANKET PURCHASE ORDER	
	SPECIAL DEPARTMENTAL EX			HAAKER EQUIP CO				
	7495	4/24/19	133442	HANFORD MOTORS, LLC DBA	240.00	CHCS11122	BLANKET PURCHASE ORDER	
	PROF AND SPEC SERVICES			HANFORD CHRYSLER DODGE JEEP RAM				
	7600	4/24/19	133442	HANFORD MOTORS, LLC DBA	921.14	84620CHW	BLANKET PURCHASE ORDER	
	SPECIAL DEPARTMENTAL EX			HANFORD CHRYSLER DODGE JEEP RAM				
	7600	4/24/19	133442	HANFORD MOTORS, LLC DBA	91.95	84633CHW	BLANKET PURCHASE ORDER	
	SPECIAL DEPARTMENTAL EX			HANFORD CHRYSLER DODGE JEEP RAM				
	7600	4/24/19	133442	HANFORD MOTORS, LLC DBA	30.11	84822CHW	BLANKET PURCHASE ORDER	
	SPECIAL DEPARTMENTAL EX			HANFORD CHRYSLER DODGE JEEP RAM				
	7600	4/24/19	133442	HANFORD MOTORS, LLC DBA	192.79	84875CHW	BLANKET PURCHASE ORDER	
	SPECIAL DEPARTMENTAL EX			HANFORD CHRYSLER DODGE JEEP RAM				
	7600	4/24/19	133442	HANFORD MOTORS, LLC DBA	216.48	84877CHW	BLANKET PURCHASE ORDER	
	SPECIAL DEPARTMENTAL EX			HANFORD CHRYSLER DODGE JEEP RAM				
	7600	4/24/19	133442	HANFORD MOTORS, LLC DBA	266.41	85030CHW	BLANKET PURCHASE ORDER	
	SPECIAL DEPARTMENTAL EX			HANFORD CHRYSLER DODGE JEEP RAM				
	7600	4/24/19	133442	HANFORD MOTORS, LLC DBA	(60.00)	CM84620CH	BLANKET PURCHASE ORDER	
	SPECIAL DEPARTMENTAL EX			HANFORD CHRYSLER DODGE JEEP RAM				

Attachment: WARRANT REGISTER-DIVISION ORDER 5-7-19 (FIN: WARRANT REGISTER)

Date: 5/1/2019

Warrant Register

Division # and Name	Acct # and Name	Check Date	Check Number	Vendor Name	Transaction Amt	Inv#	Transaction Description	Void
2040	7600	4/24/19	133452	JORGENSEN CO INC	2,678.57	5789738	BLANKET PURCHASE ORDER	
FLEET MAINTENANCE	SPECIAL DEPARTMENTAL EXI			JORGENSEN CO INC				
	7600	4/24/19	133453	KELLER MOTORS OF HANFORD	11.67	5076295	BLANKET PURCHASE ORDER	
	SPECIAL DEPARTMENTAL EXI			KELLER MOTORS OF HANFORD				
	7600	4/24/19	133457	LAWSON PRODUCTS, INC	276.29	9306593217	BLANKET PURCHASE ORDER	
	SPECIAL DEPARTMENTAL EXI			LAWSON PRODUCTS, INC				
	7495	4/24/19	133466	QUINN COMPANY	2,937.50	WO1502525	LBR RPR #298	
	PROF AND SPEC SERVICES			QUINN COMPANY				
	7600	4/24/19	133466	QUINN COMPANY	1,586.92	WO1502525	PTS RPR #298	
	SPECIAL DEPARTMENTAL EXI			QUINN COMPANY				
	7600	4/24/19	133474	SMITH AUTO PARTS, INC	37.00	01IN346610	BLANKET PURCHASE ORDER	
	SPECIAL DEPARTMENTAL EXI			SMITH AUTO PARTS, INC				
	7600	4/24/19	133474	SMITH AUTO PARTS, INC	37.00	01IN346731	BLANKET PURCHASE ORDER	
	SPECIAL DEPARTMENTAL EXI			SMITH AUTO PARTS, INC				
	7600	4/24/19	133474	SMITH AUTO PARTS, INC	76.42	01IN347297	BLANKET PURCHASE ORDER	
	SPECIAL DEPARTMENTAL EXI			SMITH AUTO PARTS, INC				
	7600	4/24/19	133474	SMITH AUTO PARTS, INC	832.49	01IN353644	BLANKET PURCHASE ORDER	
	SPECIAL DEPARTMENTAL EXI			SMITH AUTO PARTS, INC				
	7780	4/24/19	133475	SOUTHERN CALIF EDISON CO	17.98		2019-03	
	UTILITIES-ELECTRICITY			SOUTHERN CALIF EDISON CO				
	7600	4/30/19	133505	A R TRANSMISSION INC	2,012.12	I002126	TRANS REBUILD #95	
	SPECIAL DEPARTMENTAL EXI			A R TRANSMISSION INC				
	7495	4/30/19	133512	W BANKS MOORE, INC DBA	100.00	WO-7194	MONTHLY INSPECT	
	PROF AND SPEC SERVICES			BANKS & CO				
	7600	4/30/19	133514	CALIF TURF EQUIPMENT & SUPPLY INC	153.37	408337	PTS MOWER #207	
	SPECIAL DEPARTMENTAL EXI			CALIF TURF EQUIPMENT & SUPPLY INC				
	7450	4/30/19	133519	COLLECTIVE DATA INC	11,433.75	15977	ANNL SOFTWARE SUPP	
	PUBLICATIONS AND DUES			COLLECTIVE DATA INC				
	7434	4/30/19	133521	DELRAY TIRE & RETREADING, INC	22.00	750030268	BLANKET PURCHASE ORDER	
	TIRES AND TUBES			DELRAY TIRE & RETREADING, INC				

Attachment: WARRANT REGISTER-DIVISION ORDER 5-7-19 (FIN: WARRANT REGISTER)

Date: 5/1/2019

Warrant Register

Division # and Name	Acct # and Name	Check Date	Check Number	Vendor Name	Transaction Amt	Inv#	Transaction Description	Void
2040	7434	4/30/19	133521	DELRAY TIRE & RETREADING, INC	1,403.52	750030298	BLANKET PURCHASE ORDER	
FLEET MAINTENANCE	TIRES AND TUBES			DELRAY TIRE & RETREADING, INC				
	7434	4/30/19	133521	DELRAY TIRE & RETREADING, INC	697.47	750030302	BLANKET PURCHASE ORDER	
	TIRES AND TUBES			DELRAY TIRE & RETREADING, INC				
	7434	4/30/19	133521	DELRAY TIRE & RETREADING, INC	3,122.06	750030440	BLANKET PURCHASE ORDER	
	TIRES AND TUBES			DELRAY TIRE & RETREADING, INC				
	7434	4/30/19	133521	DELRAY TIRE & RETREADING, INC	1,025.93	750030449	BLANKET PURCHASE ORDER	
	TIRES AND TUBES			DELRAY TIRE & RETREADING, INC				
	7434	4/30/19	133521	DELRAY TIRE & RETREADING, INC	2,855.34	750030541	BLANKET PURCHASE ORDER	
	TIRES AND TUBES			DELRAY TIRE & RETREADING, INC				
	7434	4/30/19	133521	DELRAY TIRE & RETREADING, INC	1,679.40	750030548	BLANKET PURCHASE ORDER	
	TIRES AND TUBES			DELRAY TIRE & RETREADING, INC				
	7434	4/30/19	133521	DELRAY TIRE & RETREADING, INC	4,693.46	750030683	BLANKET PURCHASE ORDER	
	TIRES AND TUBES			DELRAY TIRE & RETREADING, INC				
	7495	4/30/19	133526	FORK LIFT SPECIALTIES, INC	617.50	14067973	LBR RPR #372	
	PROF AND SPEC SERVICES			FORK LIFT SPECIALTIES, INC				
	7600	4/30/19	133526	FORK LIFT SPECIALTIES, INC	243.88	14067973	PTS RPR #372	
	SPECIAL DEPARTMENTAL EX			FORK LIFT SPECIALTIES, INC				
	7600	4/30/19	133531	HAAKER EQUIP CO	22.74	C50045	BLANKET PURCHASE ORDER	
	SPECIAL DEPARTMENTAL EX			HAAKER EQUIP CO				
	7495	4/30/19	133532	HANFORD ALIGNMENT SERVICE	462.40	54877	BLANKET PURCHASE ORDER	
	PROF AND SPEC SERVICES			HANFORD ALIGNMENT SERVICE				
	7600	4/30/19	133532	HANFORD ALIGNMENT SERVICE	595.41	54877	BLANKET PURCHASE ORDER	
	SPECIAL DEPARTMENTAL EX			HANFORD ALIGNMENT SERVICE				
	7600	4/30/19	133538	INTERSTATE BATTERY SYSTEMS	103.91	90043146	BLANKET PURCHASE ORDER	
	SPECIAL DEPARTMENTAL EX			INTERSTATE BATTERY SYSTEMS				
	7433	4/30/19	133541	J C LANSDOWNE DIST INC	875.42	10549H	BLANKET PURCHASE ORDER	
	FUEL AND LUBE MAINTENANC			J C LANSDOWNE DIST INC				
	7433	4/30/19	133541	J C LANSDOWNE DIST INC	1,558.22	33553	BLANKET PURCHASE ORDER	
	FUEL AND LUBE MAINTENANC			J C LANSDOWNE DIST INC				

Attachment: WARRANT REGISTER-DIVISION ORDER 5-7-19 (FIN: WARRANT REGISTER)

Date: 5/1/2019

Warrant Register

Division # and Name	Acct # and Name	Check Date	Check Number	Vendor Name	Transaction Amt	Inv#	Transaction Description	Void
2040	7433	4/30/19	133541	J C LANSDOWNE DIST INC	4,036.22	33710	BLANKET PURCHASE ORDER	
FLEET MAINTENANCE	FUEL AND LUBE MAINTENANC			J C LANSDOWNE DIST INC				
	7495	4/30/19	133542	JACK B MARTIN DBA	753.41	26442	LABOR - REMOVE & REPLACE	
	PROF AND SPEC SERVICES			JACK MARTIN'S SIGNWORKS				
	7600	4/30/19	133542	JACK B MARTIN DBA	149.45	26301	BLANKET PURCHASE ORDER	
	SPECIAL DEPARTMENTAL EXI			JACK MARTIN'S SIGNWORKS				
	7600	4/30/19	133542	JACK B MARTIN DBA	158.98	26442	PARTS - REMOVE REPLACE GR	
	SPECIAL DEPARTMENTAL EXI			JACK MARTIN'S SIGNWORKS				
	7600	4/30/19	133551	MORGAN & SLATES	4.18	1547516	BLANKET PURCHASE ORDER	
	SPECIAL DEPARTMENTAL EXI			MORGAN & SLATES				
	7600	4/30/19	133551	MORGAN & SLATES	123.64	1548552	BLANKET PURCHASE ORDER	
	SPECIAL DEPARTMENTAL EXI			MORGAN & SLATES				
	7600	4/30/19	133551	MORGAN & SLATES	17.33	1551142	BLANKET PURCHASE ORDER	
	SPECIAL DEPARTMENTAL EXI			MORGAN & SLATES				
	7600	4/30/19	133552	MUNICIPAL MAINTENANCE EQUIPMENT	562.75	0136790-IN	BEARINGS FOR #180	
	SPECIAL DEPARTMENTAL EXI			MUNICIPAL MAINTENANCE EQUIPMENT				
	7600	4/30/19	133552	MUNICIPAL MAINTENANCE EQUIPMENT	130.69	0136734-IN	PULLEY FOR #180	
	SPECIAL DEPARTMENTAL EXI			MUNICIPAL MAINTENANCE EQUIPMENT				
	7600	4/30/19	133553	O'REILLY AUTOMOTIVE STORES INC DBA	243.14	3632-245742	BLANKET PURCHASE ORDER	
	SPECIAL DEPARTMENTAL EXI			O'REILLY AUTO PARTS				
	7600	4/30/19	133553	O'REILLY AUTOMOTIVE STORES INC DBA	462.31	3632-246356	BLANKET PURCHASE ORDER	
	SPECIAL DEPARTMENTAL EXI			O'REILLY AUTO PARTS				
	7495	4/30/19	133557	RUCKSTELL CALIF SALES CO	1,440.00	601057	BLANKET PURCHASE ORDER	
	PROF AND SPEC SERVICES			RUCKSTELL CALIF SALES CO				
	7600	4/30/19	133557	RUCKSTELL CALIF SALES CO	1,586.24	601057	BLANKET PURCHASE ORDER	
	SPECIAL DEPARTMENTAL EXI			RUCKSTELL CALIF SALES CO				
	7600	4/30/19	133557	RUCKSTELL CALIF SALES CO	57.12	705253	BLANKET PURCHASE ORDER	
	SPECIAL DEPARTMENTAL EXI			RUCKSTELL CALIF SALES CO				
	7600	4/30/19	133557	RUCKSTELL CALIF SALES CO	707.09	705293	BLANKET PURCHASE ORDER	
	SPECIAL DEPARTMENTAL EXI			RUCKSTELL CALIF SALES CO				

Attachment: WARRANT REGISTER-DIVISION ORDER 5-7-19 (FIN: WARRANT REGISTER)

Date: 5/1/2019

Warrant Register

Division # and Name	Acct # and Name	Check Date	Check Number	Vendor Name	Transaction Amt	Inv#	Transaction Description	Void
2040	7600	4/30/19	133557	RUCKSTELL CALIF SALES CO	673.76	705297	BLANKET PURCHASE ORDER	
FLEET MAINTENANCE	SPECIAL DEPARTMENTAL EXI			RUCKSTELL CALIF SALES CO				
	7600	4/30/19	133557	RUCKSTELL CALIF SALES CO	491.15	705356	BLANKET PURCHASE ORDER	
	SPECIAL DEPARTMENTAL EXI			RUCKSTELL CALIF SALES CO				
	7600	4/30/19	133557	RUCKSTELL CALIF SALES CO	3,735.92	705360	BLANKET PURCHASE ORDER	
	SPECIAL DEPARTMENTAL EXI			RUCKSTELL CALIF SALES CO				
	7600	4/30/19	133557	RUCKSTELL CALIF SALES CO	95.76	705367	BLANKET PURCHASE ORDER	
	SPECIAL DEPARTMENTAL EXI			RUCKSTELL CALIF SALES CO				
	7600	4/30/19	133557	RUCKSTELL CALIF SALES CO	48.20	705374	BLANKET PURCHASE ORDER	
	SPECIAL DEPARTMENTAL EXI			RUCKSTELL CALIF SALES CO				
	7600	4/30/19	133557	RUCKSTELL CALIF SALES CO	375.67	705376	BLANKET PURCHASE ORDER	
	SPECIAL DEPARTMENTAL EXI			RUCKSTELL CALIF SALES CO				
	7433	4/30/19	133561	SILVAS OIL CO INC	26,659.71	844122	FUEL BLANKET PO	
	FUEL AND LUBE MAINTENANC			SILVAS OIL CO INC				
	7433	4/30/19	133561	SILVAS OIL CO INC	24,323.94	844123	FUEL BLANKET PO	
	FUEL AND LUBE MAINTENANC			SILVAS OIL CO INC				
	7600	4/30/19	133568	VALLEY OXYGEN, INC	150.28	402853	BLANKET PURCHASE ORDER	
	SPECIAL DEPARTMENTAL EXI			VALLEY OXYGEN, INC				
	7600	4/30/19	133568	VALLEY OXYGEN, INC	131.54	403640	BLANKET PURCHASE ORDER	
	SPECIAL DEPARTMENTAL EXI			VALLEY OXYGEN, INC				
	7600	4/30/19	133568	VALLEY OXYGEN, INC	3.47	404080	BLANKET PURCHASE ORDER	
	SPECIAL DEPARTMENTAL EXI			VALLEY OXYGEN, INC				
	7495	4/30/19	133569	WORLD OIL ENVIRONMENTAL SERVICES	65.00	I500004331	USED MIXED OIL	
	PROF AND SPEC SERVICES			WORLD OIL ENVIORNMENTAL SERVICES				
				Division Total 2040 FLEET MAINTENANCE	150,559.59			
2050	819060	4/17/19	133298	ASSOCIATED COMPRESSOR & EQ, INC	10,106.37	131147A	AIR COMPRESSOR, QUINCY	
FLEET REPLACEMENT RESERVE	1-AIR COMPRESSOR (#281)			ASSOCIATED COMPRESSOR & EQ, INC				
	819317	4/17/19	133307	C D W GOVERNMENT LLC	99.13	RFZ3374	ANTENNA - CRADLEPOINT 5-I	
	2-CAR, PATROL (TOTALLED)			C D W GOVERNMENT LLC				

Attachment: WARRANT REGISTER-DIVISION ORDER 5-7-19 (FIN: WARRANT REGISTER)

Date: 5/1/2019

Warrant Register

Division # and Name	Acct # and Name	Check Date	Check Number	Vendor Name	Transaction Amt	Inv#	Transaction Description	Void
2050	819317	4/17/19	133307	C D W GOVERNMENT LLC	404.95	RSP3436	ANTENNA - CRADLEPOINT 5-I	
FLEET REPLACEMENT RESERVE	2-CAR, PATROL (TOTALLED)			C D W GOVERNMENT LLC				
	819317	4/17/19	133307	C D W GOVERNMENT LLC	404.95	RFZ3374	CELLULAR MODEM - CRADLEPO	
	2-CAR, PATROL (TOTALLED)			C D W GOVERNMENT LLC				
	819317	4/17/19	133307	C D W GOVERNMENT LLC	1,654.25	RSP3436	CELLULAR MODEM - CRADLEPO	
	2-CAR, PATROL (TOTALLED)			C D W GOVERNMENT LLC				
	819318	4/17/19	133331	DISPENSING TECHNOLOGY CORP	31,626.00	12058	CIMLINE MAGMA PAVEMENT CR	
	CRACK SEALING MACHINE			DISPENSING TECHNOLOGY CORP				
	819116	4/17/19	133349	J ' S COMMUNICATIONS, INC	1,093.23	54390	1-RADIO/REPL #420	
	1-RADIO (REPL #420)			J ' S COMMUNICATIONS, INC				
	819313	4/24/19	133430	COOK'S COMMUNICATIONS CORP	4,594.27	139944	UPFIT NEW UNIT# 602	
	5-POLICE VEHICLES			COOK'S COMMUNICATIONS CORP				
	819313	4/24/19	133430	COOK'S COMMUNICATIONS CORP	4,687.58	140207	UPFIT NEW UNIT#603	
	5-POLICE VEHICLES			COOK'S COMMUNICATIONS CORP				
				Division Total 2050 FLEET REPLACEMENT RESERVE	54,670.73			
2061	7300	4/17/19	133296	ARAMARK UNIFORM SERVICES, INC	444.06		UNIFORMS- STORM DRAIN	
STORM DRAINAGE-OPERATING	UNIFORM EXPENSE			ARAMARK UNIFORM SERVICES, INC				
	7600	4/17/19	133335	FASTENAL INDUSTRIAL & CONST SUPP	129.55	CAHAN7348	BLANKET PURCHASE ORDER	
	SPECIAL DEPARTMENTAL EXI			FASTENAL INDUSTRIAL & CONST SUPP				
	7600	4/17/19	133335	FASTENAL INDUSTRIAL & CONST SUPP	11.88	CAHAN7382	BLANKET PURCHASE ORDER	
	SPECIAL DEPARTMENTAL EXI			FASTENAL INDUSTRIAL & CONST SUPP				
	7600	4/17/19	133335	FASTENAL INDUSTRIAL & CONST SUPP	100.45	CAHAN7420	BLANKET PURCHASE ORDER	
	SPECIAL DEPARTMENTAL EXI			FASTENAL INDUSTRIAL & CONST SUPP				
	819303	4/17/19	133351	J V A C INC DBA	36,027.59	1FDBF2E37:	2019 FORD F-250 UTILITY T	
	1-TRUCK, UTILITY(SR MTC)			KELLER FORD LINCOLN				
	7320	4/19/19	133411	A T & T	20.71	012589719	REISSUE CK#132225	
	COMMUNICATIONS			A T & T (13982)				
	7320	4/24/19	133415	A T & T	20.72	12873533	584-9430 2019-03	
	COMMUNICATIONS			A T & T (13982)				

Attachment: WARRANT REGISTER-DIVISION ORDER 5-7-19 (FIN: WARRANT REGISTER)

Date: 5/1/2019

Warrant Register

Division # and Name	Acct # and Name	Check Date	Check Number	Vendor Name	Transaction Amt	Inv#	Transaction Description	Void
Division Total 2061 STORM DRAINAGE-OPERATING 36,754.96								
2071 WASTEWATER OPERATING	7550 OTHER CONTRACTUAL SERV	4/17/19	133295	D S WATERS OF AMERICA, INC DBA ALHAMBRA & SIERRA SPRINGS	102.38	9408211 4/1	BLANKET PURCHASE ORDER	
	7300 UNIFORM EXPENSE	4/17/19	133296	ARAMARK UNIFORM SERVICES, INC ARAMARK UNIFORM SERVICES, INC	325.75		UNIFORMS- WWTP	
	7600 SPECIAL DEPARTMENTAL EX	4/17/19	133313	CALIFORNIA INDUSTRIAL RUBBER CALIF INDUSTRIAL RUBBER	463.40	T-008609	BLANKET PURCHASE ORDER	
	7495 PROF AND SPEC SERVICES	4/17/19	133333	FRUIT GROWERS LABORATORY, INC DBA F G L ENVIRONMENTAL	79.00	940711A	BLANKET PURCHASE ORDER	
	7495 PROF AND SPEC SERVICES	4/17/19	133333	FRUIT GROWERS LABORATORY, INC DBA F G L ENVIRONMENTAL	79.00	940712A	BLANKET PURCHASE ORDER	
	7495 PROF AND SPEC SERVICES	4/17/19	133333	FRUIT GROWERS LABORATORY, INC DBA F G L ENVIRONMENTAL	79.00	940713A	BLANKET PURCHASE ORDER	
	7495 PROF AND SPEC SERVICES	4/17/19	133333	FRUIT GROWERS LABORATORY, INC DBA F G L ENVIRONMENTAL	79.00	940714A	BLANKET PURCHASE ORDER	
	7495 PROF AND SPEC SERVICES	4/17/19	133333	FRUIT GROWERS LABORATORY, INC DBA F G L ENVIRONMENTAL	79.00	940716A	BLANKET PURCHASE ORDER	
	7495 PROF AND SPEC SERVICES	4/17/19	133333	FRUIT GROWERS LABORATORY, INC DBA F G L ENVIRONMENTAL	79.00	940717A	BLANKET PURCHASE ORDER	
	7495 PROF AND SPEC SERVICES	4/17/19	133333	FRUIT GROWERS LABORATORY, INC DBA F G L ENVIRONMENTAL	79.00	940718A	BLANKET PURCHASE ORDER	
	7495 PROF AND SPEC SERVICES	4/17/19	133333	FRUIT GROWERS LABORATORY, INC DBA F G L ENVIRONMENTAL	79.00	940719A	BLANKET PURCHASE ORDER	
	7495 PROF AND SPEC SERVICES	4/17/19	133333	FRUIT GROWERS LABORATORY, INC DBA F G L ENVIRONMENTAL	79.00	940720A	BLANKET PURCHASE ORDER	
	7495 PROF AND SPEC SERVICES	4/17/19	133333	FRUIT GROWERS LABORATORY, INC DBA F G L ENVIRONMENTAL	79.00	940733A	BLANKET PURCHASE ORDER	
	7495 PROF AND SPEC SERVICES	4/17/19	133333	FRUIT GROWERS LABORATORY, INC DBA F G L ENVIRONMENTAL	79.00	940734A	BLANKET PURCHASE ORDER	

Attachment: WARRANT REGISTER-DIVISION ORDER 5-7-19 (FIN: WARRANT REGISTER)

Date: 5/1/2019

Warrant Register

Division # and Name	Acct # and Name	Check Date	Check Number	Vendor Name	Transaction Amt	Inv#	Transaction Description	Void
2071	7495	4/17/19	133333	FRUIT GROWERS LABORATORY, INC DBA	79.00	940735A	BLANKET PURCHASE ORDER	
WASTEWATER OPERATING	PROF AND SPEC SERVICES			F G L ENVIRONMENTAL				
	7495	4/17/19	133333	FRUIT GROWERS LABORATORY, INC DBA	79.00	940736A	BLANKET PURCHASE ORDER	
	PROF AND SPEC SERVICES			F G L ENVIRONMENTAL				
	7495	4/17/19	133333	FRUIT GROWERS LABORATORY, INC DBA	79.00	940737A	BLANKET PURCHASE ORDER	
	PROF AND SPEC SERVICES			F G L ENVIRONMENTAL				
	7495	4/17/19	133333	FRUIT GROWERS LABORATORY, INC DBA	79.00	940751A	BLANKET PURCHASE ORDER	
	PROF AND SPEC SERVICES			F G L ENVIRONMENTAL				
	7495	4/17/19	133333	FRUIT GROWERS LABORATORY, INC DBA	80.00	940796A	BLANKET PURCHASE ORDER	
	PROF AND SPEC SERVICES			F G L ENVIRONMENTAL				
	7495	4/17/19	133333	FRUIT GROWERS LABORATORY, INC DBA	86.00	940803A	BLANKET PURCHASE ORDER	
	PROF AND SPEC SERVICES			F G L ENVIRONMENTAL				
	7495	4/17/19	133333	FRUIT GROWERS LABORATORY, INC DBA	79.00	940812A	BLANKET PURCHASE ORDER	
	PROF AND SPEC SERVICES			F G L ENVIRONMENTAL				
	7495	4/17/19	133333	FRUIT GROWERS LABORATORY, INC DBA	79.00	940813A	BLANKET PURCHASE ORDER	
	PROF AND SPEC SERVICES			F G L ENVIRONMENTAL				
	7495	4/17/19	133333	FRUIT GROWERS LABORATORY, INC DBA	79.00	940814A	BLANKET PURCHASE ORDER	
	PROF AND SPEC SERVICES			F G L ENVIRONMENTAL				
	7495	4/17/19	133333	FRUIT GROWERS LABORATORY, INC DBA	79.00	940815A	BLANKET PURCHASE ORDER	
	PROF AND SPEC SERVICES			F G L ENVIRONMENTAL				
	7495	4/17/19	133333	FRUIT GROWERS LABORATORY, INC DBA	79.00	940816A	BLANKET PURCHASE ORDER	
	PROF AND SPEC SERVICES			F G L ENVIRONMENTAL				
	7495	4/17/19	133333	FRUIT GROWERS LABORATORY, INC DBA	79.00	940817A	BLANKET PURCHASE ORDER	
	PROF AND SPEC SERVICES			F G L ENVIRONMENTAL				
	7495	4/17/19	133333	FRUIT GROWERS LABORATORY, INC DBA	79.00	940818A	BLANKET PURCHASE ORDER	
	PROF AND SPEC SERVICES			F G L ENVIRONMENTAL				
	7495	4/17/19	133333	FRUIT GROWERS LABORATORY, INC DBA	79.00	940819A	BLANKET PURCHASE ORDER	
	PROF AND SPEC SERVICES			F G L ENVIRONMENTAL				
	7495	4/17/19	133333	FRUIT GROWERS LABORATORY, INC DBA	79.00	940820A	BLANKET PURCHASE ORDER	
	PROF AND SPEC SERVICES			F G L ENVIRONMENTAL				

Attachment: WARRANT REGISTER-DIVISION ORDER 5-7-19 (FIN: WARRANT REGISTER)

Date: 5/1/2019

Warrant Register

Division # and Name	Acct # and Name	Check Date	Check Number	Vendor Name	Transaction Amt	Inv#	Transaction Description	Void
2071 WASTEWATER OPERATING	7495 PROF AND SPEC SERVICES	4/17/19	133333	FRUIT GROWERS LABORATORY, INC DBA F G L ENVIRONMENTAL	79.00	940831A	BLANKET PURCHASE ORDER	
	7495 PROF AND SPEC SERVICES	4/17/19	133333	FRUIT GROWERS LABORATORY, INC DBA F G L ENVIRONMENTAL	49.00	940832A	BLANKET PURCHASE ORDER	
	7495 PROF AND SPEC SERVICES	4/17/19	133333	FRUIT GROWERS LABORATORY, INC DBA F G L ENVIRONMENTAL	79.00	940833A	BLANKET PURCHASE ORDER	
	7495 PROF AND SPEC SERVICES	4/17/19	133333	FRUIT GROWERS LABORATORY, INC DBA F G L ENVIRONMENTAL	49.00	940834A	BLANKET PURCHASE ORDER	
	7495 PROF AND SPEC SERVICES	4/17/19	133333	FRUIT GROWERS LABORATORY, INC DBA F G L ENVIRONMENTAL	79.00	940835A	BLANKET PURCHASE ORDER	
	7495 PROF AND SPEC SERVICES	4/17/19	133333	FRUIT GROWERS LABORATORY, INC DBA F G L ENVIRONMENTAL	79.00	940836A	BLANKET PURCHASE ORDER	
	7495 PROF AND SPEC SERVICES	4/17/19	133333	FRUIT GROWERS LABORATORY, INC DBA F G L ENVIRONMENTAL	79.00	940837A	BLANKET PURCHASE ORDER	
	7495 PROF AND SPEC SERVICES	4/17/19	133333	FRUIT GROWERS LABORATORY, INC DBA F G L ENVIRONMENTAL	79.00	940838A	BLANKET PURCHASE ORDER	
	7495 PROF AND SPEC SERVICES	4/17/19	133333	FRUIT GROWERS LABORATORY, INC DBA F G L ENVIRONMENTAL	80.00	941247A	BLANKET PURCHASE ORDER	
	7412 EQUIPMENT MAINTENANCE	4/17/19	133369	NORTH CENTRAL LABORATORIES NORTH CENTRAL LABORATORIES	506.55	419870	BLANKET PURCHASE ORDER	
	7412 EQUIPMENT MAINTENANCE	4/17/19	133383	TELSTAR INSTRUMENTS, INC TELSTAR INSTRUMENTS, INC	15,301.58	98077	BLANKET PURCHASE ORDER	
	7412 EQUIPMENT MAINTENANCE	4/17/19	133383	TELSTAR INSTRUMENTS, INC TELSTAR INSTRUMENTS, INC	7,029.47	98460	BLANKET PURCHASE ORDER	
	7550 OTHER CONTRACTUAL SERV	4/17/19	133385	TOTAL FILTRATION SERVICES, INC TOTAL FILTRATION SERVICES, INC	52.14	PSV1892164	BLANKET PURCHASE ORDER	
	7550-001 OTHER CONTR-SOLAR SYSTE	4/17/19	133393	UNWIRED BROADBAND INC UNWIRED BROADBAND INC	69.95	INV0066207	WIRELESS-BLANKET PO	
	7320 COMMUNICATIONS	4/24/19	133415	A T & T A T & T (13982)	98.56	12873531	584-8633 2019-03	

Attachment: WARRANT REGISTER-DIVISION ORDER 5-7-19 (FIN: WARRANT REGISTER)

Date: 5/1/2019

Warrant Register

Division # and Name	Acct # and Name	Check Date	Check Number	Vendor Name	Transaction Amt	Inv#	Transaction Description	Void
2071	7495	4/24/19	133434	FEDERAL EXPRESS 1119-4936-0	63.38	6-526-52619	LAB SAMPLE SHIP	
WASTEWATER OPERATING	PROF AND SPEC SERVICES			FEDERAL EXPRESS				
	7412	4/24/19	133438	GRAINGER, INC	39.29	9141260423	BLANKET PURCHASE ORDER	
	EQUIPMENT MAINTENANCE			GRAINGER, INC				
	7600	4/24/19	133446	HOME DEPOT U S A INC DBA	303.25	484345731	BUILDING SUPPLIES	
	SPECIAL DEPARTMENTAL EXI			HOME DEPOT STORES, THE- SUPPLYWORKS				
	7770	4/24/19	133450	JACQUELINE C ESTRADA	392.65	EXP 4/9-11	EXP/PALM SPR 4/6-11	
	TRAINING/TRAVEL/MEETING			JACQUELINE C ESTRADA				
	7551	4/24/19	133455	LAKESIDE IRRIGATION WATER DISTRICT	8,280.00		2019-02 EFFLUENT	
	WWTP EFFLUENT DISPOSAL			LAKESIDE IRRIGATION WATER DISTRICT				
	7412	4/24/19	133477	TELSTAR INSTRUMENTS, INC	1,589.00	98679	BLANKET PURCHASE ORDER	
	EQUIPMENT MAINTENANCE			TELSTAR INSTRUMENTS, INC				
	7320	4/24/19	133482	VERIZON WIRELESS	171.03	9828089314	2019-04 WWTP	
	COMMUNICATIONS			VERIZON WIRELESS				
	7495	4/30/19	133509	ARAMARK UNIFORM SERVICES, INC	87.15	602065160	BLANKET PURCHASE ORDER	
	PROF AND SPEC SERVICES			ARAMARK UNIFORM SERVICES, INC				
	7495	4/30/19	133509	ARAMARK UNIFORM SERVICES, INC	86.78	602079561	BLANKET PURCHASE ORDER	
	PROF AND SPEC SERVICES			ARAMARK UNIFORM SERVICES, INC				
	7412	4/30/19	133524	EVANTEC LAB SUPPLY	326.03	191066	BLANKET PURCHASE ORDER	
	EQUIPMENT MAINTENANCE			EVANTEC LAB SUPPLY				
	7412	4/30/19	133524	EVANTEC LAB SUPPLY	170.35	191087	BLANKET PURCHASE ORDER	
	EQUIPMENT MAINTENANCE			EVANTEC LAB SUPPLY				
	7650	4/30/19	133524	EVANTEC LAB SUPPLY	69.77	190898	BLANKET PURCHASE ORDER	
	CHEMICALS			EVANTEC LAB SUPPLY				
	7650	4/30/19	133524	EVANTEC LAB SUPPLY	726.12	191078	BLANKET PURCHASE ORDER	
	CHEMICALS			EVANTEC LAB SUPPLY				
	7412	4/30/19	133530	GRAINGER, INC	78.59	9120842449	BLANKET PURCHASE ORDER	
	EQUIPMENT MAINTENANCE			GRAINGER, INC				
	7412	4/30/19	133530	GRAINGER, INC	149.42	9121537196	BLANKET PURCHASE ORDER	
	EQUIPMENT MAINTENANCE			GRAINGER, INC				

Attachment: WARRANT REGISTER-DIVISION ORDER 5-7-19 (FIN: WARRANT REGISTER)

Date: 5/1/2019

Warrant Register

Division # and Name	Acct # and Name	Check Date	Check Number	Vendor Name	Transaction Amt	Inv#	Transaction Description	Void
2071 WASTEWATER OPERATING	7412 EQUIPMENT MAINTENANCE	4/30/19	133530	GRAINGER, INC GRAINGER, INC	23.23	9129356888	BLANKET PURCHASE ORDER	
	7650 CHEMICALS	4/30/19	133541	J C LANSDOWNE DIST INC J C LANSDOWNE DIST INC	322.52	32334	BLANKET PURCHASE ORDER	
	7650 CHEMICALS	4/30/19	133541	J C LANSDOWNE DIST INC J C LANSDOWNE DIST INC	424.97	33554	BLANKET PURCHASE ORDER	
	7412 EQUIPMENT MAINTENANCE	4/30/19	133543	KEMBLE HYDRO TECH KEMBLE HYDRO TECH	4,114.82	KHT-8719	LABOR	
	7412 EQUIPMENT MAINTENANCE	4/30/19	133543	KEMBLE HYDRO TECH KEMBLE HYDRO TECH	20,790.02	KHT-8719	REFURB PUMP PARTS,TURBINE	
	7600 SPECIAL DEPARTMENTAL EXI	4/30/19	133551	MORGAN & SLATES MORGAN & SLATES	(11.24)	1546691	BLANKET PURCHASE ORDER	
	7600 SPECIAL DEPARTMENTAL EXI	4/30/19	133551	MORGAN & SLATES MORGAN & SLATES	167.89	1547021	BLANKET PURCHASE ORDER	
	7600 SPECIAL DEPARTMENTAL EXI	4/30/19	133551	MORGAN & SLATES MORGAN & SLATES	13.65	1547468	BLANKET PURCHASE ORDER	
	7600 SPECIAL DEPARTMENTAL EXI	4/30/19	133551	MORGAN & SLATES MORGAN & SLATES	(13.65)	1548202	BLANKET PURCHASE ORDER	
	7600 SPECIAL DEPARTMENTAL EXI	4/30/19	133551	MORGAN & SLATES MORGAN & SLATES	94.27	1549347	BLANKET PURCHASE ORDER	
	7600 SPECIAL DEPARTMENTAL EXI	4/30/19	133551	MORGAN & SLATES MORGAN & SLATES	265.53	1549965	BLANKET PURCHASE ORDER	
	7600 SPECIAL DEPARTMENTAL EXI	4/30/19	133551	MORGAN & SLATES MORGAN & SLATES	198.12	1550273	BLANKET PURCHASE ORDER	
	7600 SPECIAL DEPARTMENTAL EXI	4/30/19	133551	MORGAN & SLATES MORGAN & SLATES	58.26	1550601	BLANKET PURCHASE ORDER	
	7412 EQUIPMENT MAINTENANCE	4/30/19	133564	TELSTAR INSTRUMENTS, INC TELSTAR INSTRUMENTS, INC	8,592.95	98310	BLANKET PURCHASE ORDER	
	7650 CHEMICALS	4/30/19	133566	THATCHER CO OF CALIF INC THATCHER CO OF CALIF INC	12,045.04	262454	BLANKET PURCHASE ORDER	

Attachment: WARRANT REGISTER-DIVISION ORDER 5-7-19 (FIN: WARRANT REGISTER)

Date: 5/1/2019

Warrant Register

Division # and Name	Acct # and Name	Check Date	Check Number	Vendor Name	Transaction Amt	Inv#	Transaction Description	Void
2071 WASTEWATER OPERATING	7650 CHEMICALS	4/30/19	133566	THATCHER CO OF CALIF INC / THATCHER CO OF CALIF INC	(6,000.00)	262455	BLANKET PURCHASE ORDER	
	7650 CHEMICALS	4/30/19	133566	THATCHER CO OF CALIF INC / THATCHER CO OF CALIF INC	12,045.04	262787	BLANKET PURCHASE ORDER	
	7650 CHEMICALS	4/30/19	133566	THATCHER CO OF CALIF INC / THATCHER CO OF CALIF INC	(6,000.00)	262788	BLANKET PURCHASE ORDER	
	7412 EQUIPMENT MAINTENANCE	4/30/19	133568	VALLEY OXYGEN, INC / VALLEY OXYGEN, INC	78.13	403482	BLANKET PURCHASE ORDER	
				Division Total 2071 WASTEWATER OPERATING	86,406.14			
2072 SANITARY SEWER COLLECTION	7300 UNIFORM EXPENSE	4/17/19	133296	ARAMARK UNIFORM SERVICES, INC / ARAMARK UNIFORM SERVICES, INC	109.92		UNIFORMS- SEWER COLL	
	7412 EQUIPMENT MAINTENANCE	4/17/19	133335	FASTENAL INDUSTRIAL & CONST SUPP / FASTENAL INDUSTRIAL & CONST SUPP	21.39	CAHAN7421	BLANKET PURCHASE ORDER	
	7780 UTILITIES-ELECTRICITY	4/17/19	133372	P G & E / P G & E	256.39		2019-03 5401477022-3	
	7780 UTILITIES-ELECTRICITY	4/17/19	133379	SOUTHERN CALIF EDISON CO / SOUTHERN CALIF EDISON CO	59.84		2019-03	
	7320 COMMUNICATIONS	4/24/19	133428	COMCAST CABLE COMMUNICATIONS, INC / COMCAST CABLE COMMUNICATIONS, INC	52.97	0439763 4/1	8155500390439763 SCADA	
	7412 EQUIPMENT MAINTENANCE	4/24/19	133477	TELSTAR INSTRUMENTS, INC / TELSTAR INSTRUMENTS, INC	2,031.00	98677	BLANKET PURCHASE ORDER	
	7320 COMMUNICATIONS	4/24/19	133482	VERIZON WIRELESS / VERIZON WIRELESS	47.54	9828089314	2019-04 SANIT SWR	
	7495 PROF AND SPEC SERVICES	4/30/19	133509	ARAMARK UNIFORM SERVICES, INC / ARAMARK UNIFORM SERVICES, INC	53.53	602065162	BLANKET PURCHASE ORDER	
	7495 PROF AND SPEC SERVICES	4/30/19	133509	ARAMARK UNIFORM SERVICES, INC / ARAMARK UNIFORM SERVICES, INC	54.46	602079563	BLANKET PURCHASE ORDER	
	7600 SPECIAL DEPARTMENTAL EX	4/30/19	133551	MORGAN & SLATES / MORGAN & SLATES	32.52	1548835	BLANKET PURCHASE ORDER	

Attachment: WARRANT REGISTER-DIVISION ORDER 5-7-19 (FIN: WARRANT REGISTER)

Date: 5/1/2019

Warrant Register

Division # and Name	Acct # and Name	Check Date	Check Number	Vendor Name	Transaction Amt	Inv#	Transaction Description	Void
2072 SANITARY SEWER COLLECTION	7600 SPECIAL DEPARTMENTAL EXI	4/30/19	133568	VALLEY OXYGEN, INC / VALLEY OXYGEN, INC	153.88	403216	BLANKET PURCHASE ORDER	
				Division Total 2072 SANITARY SEWER COLLECTION	2,873.44			
2074 WASTEWATER CAPITAL	817668 9TH/HSTN AV SWR MN CONS	4/17/19	133303	BLAIR CHURCH & FLYNN INC / BLAIR CHURCH & FLYNN INC	3,844.40	58581	PROF SVCS 2/4-3/3	
	819636 PUMP MONITOR/LIFT STATNS	4/24/19	133477	TELSTAR INSTRUMENTS, INC / TELSTAR INSTRUMENTS, INC	19,884.08	98719	SWR LIFT STA MONITORING	
	817668 9TH/HSTN AV SWR MN CONS	4/25/19	133490	KINGS COUNTY / KINGS COUNTY	2,354.75		FISH&WLDLF FEE 9TH AV	
	817668 9TH/HSTN AV SWR MN CONS	4/30/19	133513	BLAIR CHURCH & FLYNN INC / BLAIR CHURCH & FLYNN INC	1,608.05	58792	PROF SVCS 3/4-31	
				Division Total 2074 WASTEWATER CAPITAL	27,691.28			
2081 WATER-OPERATIONS	7300 UNIFORM EXPENSE	4/17/19	133296	ARAMARK UNIFORM SERVICES, INC / ARAMARK UNIFORM SERVICES, INC	984.24		UNIFORMS- WATER OPS	
	7495 PROF AND SPEC SERVICES	4/17/19	133299	B S K & ASSOCIATES INC / B S K & ASSOCIATES INC	963.00	A907864	BLANKET PURCHASE ORDER	
	7495 PROF AND SPEC SERVICES	4/17/19	133299	B S K & ASSOCIATES INC / B S K & ASSOCIATES INC	1,320.00	A907987	BLANKET PURCHASE ORDER	
	7495 PROF AND SPEC SERVICES	4/17/19	133299	B S K & ASSOCIATES INC / B S K & ASSOCIATES INC	30.00	A908123	BLANKET PURCHASE ORDER	
	7600 SPECIAL DEPARTMENTAL EXI	4/17/19	133387	TRIPLE J CONCRETE / TRIPLE J CONCRETE	90.04	10215	BLANKET PURCHASE ORDER	
	7600 SPECIAL DEPARTMENTAL EXI	4/17/19	133387	TRIPLE J CONCRETE / TRIPLE J CONCRETE	92.34	12184	BLANKET PURCHASE ORDER	
	7650 CHEMICALS	4/17/19	133392	UNIVAR / UNIVAR	413.02	FO902772	BLANKET PURCHASE ORDER	

Attachment: WARRANT REGISTER-DIVISION ORDER 5-7-19 (FIN: WARRANT REGISTER)

Date: 5/1/2019

Warrant Register

Division # and Name	Acct # and Name	Check Date	Check Number	Vendor Name	Transaction Amt	Inv#	Transaction Description	Void
2081	7650	4/17/19	133392	UNIVAR	460.66	FO902774	BLANKET PURCHASE ORDER	
WATER-OPERATIONS	CHEMICALS			UNIVAR				
	7650	4/17/19	133392	UNIVAR	190.61	FO902776	BLANKET PURCHASE ORDER	
	CHEMICALS			UNIVAR				
	7650	4/17/19	133392	UNIVAR	365.36	FO902777	BLANKET PURCHASE ORDER	
	CHEMICALS			UNIVAR				
	7650	4/17/19	133392	UNIVAR	794.25	FO902986	BLANKET PURCHASE ORDER	
	CHEMICALS			UNIVAR				
	7650	4/17/19	133392	UNIVAR	182.68	FO902987	BLANKET PURCHASE ORDER	
	CHEMICALS			UNIVAR				
	7650	4/17/19	133392	UNIVAR	365.36	FO902990	BLANKET PURCHASE ORDER	
	CHEMICALS			UNIVAR				
	7320	4/19/19	133411	A T & T	19.38	012589715	REISSUE CK#132225	
	COMMUNICATIONS			A T & T (13982)				
	7320	4/24/19	133415	A T & T	19.34	12873529	584-0137 2019-03	
	COMMUNICATIONS			A T & T (13982)				
	7320	4/24/19	133428	COMCAST CABLE COMMUNICATIONS, INC	52.96	0439763 4/1	8155500390439763 SCADA	
	COMMUNICATIONS			COMCAST CABLE COMMUNICATIONS, INC				
	7600	4/24/19	133439	FERGUSON ENTERPRISES INC 1423 DBA	3.60	1449452	PVC COUPLINGS	
	SPECIAL DEPARTMENTAL EX			GROENIGER & CO				
	7650	4/24/19	133480	UNIVAR	397.12	FO0903069	BLANKET PURCHASE ORDER	
	CHEMICALS			UNIVAR				
	7650	4/24/19	133480	UNIVAR	238.27	FO903070	BLANKET PURCHASE ORDER	
	CHEMICALS			UNIVAR				
	7650	4/24/19	133480	UNIVAR	222.38	FO903071	BLANKET PURCHASE ORDER	
	CHEMICALS			UNIVAR				
	7650	4/24/19	133480	UNIVAR	873.68	FO903238	BLANKET PURCHASE ORDER	
	CHEMICALS			UNIVAR				
	7650	4/24/19	133480	UNIVAR	158.85	FO903239	BLANKET PURCHASE ORDER	
	CHEMICALS			UNIVAR				

Attachment: WARRANT REGISTER-DIVISION ORDER 5-7-19 (FIN: WARRANT REGISTER)

Date: 5/1/2019

Warrant Register

Division # and Name	Acct # and Name	Check Date	Check Number	Vendor Name	Transaction Amt	Inv#	Transaction Description	Void
2081	7650	4/24/19	133480	UNIVAR	571.86	FO903255	BLANKET PURCHASE ORDER	
WATER-OPERATIONS	CHEMICALS			UNIVAR				
	7320	4/24/19	133482	VERIZON WIRELESS	204.03	9828089314	2019-04 WATER	
	COMMUNICATIONS			VERIZON WIRELESS				
	7990	4/24/19	133489	ZENNER PERFORMANCE METERS INC	19,333.74	0045919-IN	2" FLG CF ETR ENCODDER WA	
	MATERIALS/SUPP'S/INVENTR'			ZENNER PERFORMANCE METERS INC				
	7990	4/24/19	133489	ZENNER PERFORMANCE METERS INC	11,891.00	0045875-IN	AMR 1" REGISTER CHANGE OU	
	MATERIALS/SUPP'S/INVENTR'			ZENNER PERFORMANCE METERS INC				
	7990	4/24/19	133489	ZENNER PERFORMANCE METERS INC	6,415.36	0045298-IN	AMR 3/4" REGISTER CHANGE	
	MATERIALS/SUPP'S/INVENTR'			ZENNER PERFORMANCE METERS INC				
	7990	4/24/19	133489	ZENNER PERFORMANCE METERS INC	3,144.25	0045875-IN	AMR 3/4" REGISTER CHANGE	
	MATERIALS/SUPP'S/INVENTR'			ZENNER PERFORMANCE METERS INC				
	7990	4/24/19	133489	ZENNER PERFORMANCE METERS INC	278.00	0045298-IN	ESTIMATED SHIPPING/HANDLI	
	MATERIALS/SUPP'S/INVENTR'			ZENNER PERFORMANCE METERS INC				
	7990	4/24/19	133489	ZENNER PERFORMANCE METERS INC	95.27	0045875-IN	ESTIMATED SHIPPING/HANDLI	
	MATERIALS/SUPP'S/INVENTR'			ZENNER PERFORMANCE METERS INC				
	7990	4/24/19	133489	ZENNER PERFORMANCE METERS INC	374.89	0045919-IN	ESTIMATED SHIPPING/HANDLI	
	MATERIALS/SUPP'S/INVENTR'			ZENNER PERFORMANCE METERS INC				
	7990	4/24/19	133489	ZENNER PERFORMANCE METERS INC	2,170.53	0045298-IN	INSTALL KIT - (INVENTORY	
	MATERIALS/SUPP'S/INVENTR'			ZENNER PERFORMANCE METERS INC				
	7990	4/24/19	133489	ZENNER PERFORMANCE METERS INC	16,119.54	0045875-IN	STEALTH 2 W5" BARE IRE	
	MATERIALS/SUPP'S/INVENTR'			ZENNER PERFORMANCE METERS INC				
	7990	4/24/19	133489	ZENNER PERFORMANCE METERS INC	1,353.94	0045875-IN	STEALTH INSTALLATION SERV	
	MATERIALS/SUPP'S/INVENTR'			ZENNER PERFORMANCE METERS INC				
	7412	4/30/19	133508	AMERICAN INCORPORATED	252.09	7096158	WELL #43 A/C RPR	
	EQUIPMENT MAINTENANCE			AMERICAN INCORPORATED				
	7412	4/30/19	133564	TELSTAR INSTRUMENTS, INC	165.04	98707	BATTERY BACK UP	
	EQUIPMENT MAINTENANCE			TELSTAR INSTRUMENTS, INC				
	7412	4/30/19	133564	TELSTAR INSTRUMENTS, INC	213.71	98708	BATTERY BACK UP	
	EQUIPMENT MAINTENANCE			TELSTAR INSTRUMENTS, INC				

Attachment: WARRANT REGISTER-DIVISION ORDER 5-7-19 (FIN: WARRANT REGISTER)

Date: 5/1/2019

Warrant Register

Division # and Name	Acct # and Name	Check Date	Check Number	Vendor Name	Transaction Amt	Inv#	Transaction Description	Void
2081 WATER-OPERATIONS	7412 EQUIPMENT MAINTENANCE	4/30/19	133564	TELSTAR INSTRUMENTS, INC TELSTAR INSTRUMENTS, INC	225.38	98709	BATTERY BACK UP	
	7412 EQUIPMENT MAINTENANCE	4/30/19	133564	TELSTAR INSTRUMENTS, INC TELSTAR INSTRUMENTS, INC	709.39	98706	PUMP HOSES	
	7600 SPECIAL DEPARTMENTAL EXI	4/30/19	133568	VALLEY OXYGEN, INC VALLEY OXYGEN, INC	15.82	402991	BLANKET PURCHASE ORDER	
	7600 SPECIAL DEPARTMENTAL EXI	4/30/19	133568	VALLEY OXYGEN, INC VALLEY OXYGEN, INC	86.60	403036	BLANKET PURCHASE ORDER	
				Division Total 2081 WATER-OPERATIONS	71,857.58			
2091 INTERMODAL-OPERATIN G	7550 OTHER CONTRACTUAL SERV	4/24/19	133415	A T & T A T & T (13982)	38.16	12873528	583-9688 2019-03	
	7550 OTHER CONTRACTUAL SERV	4/30/19	133518	CLARK PEST CONTROL, INC CLARK PEST CONTROL, INC	45.00		2019-04 SANTE FE	
	7550 OTHER CONTRACTUAL SERV	4/30/19	133533	BERNADETTE A OLIVEIRA DBA HANFORD JANITORIAL SERVICE	670.00		2019-04 AMTRAK	
				Division Total 2091 INTERMODAL-OPERATING	753.16			
2100 BUILDING MAINTENANCE	7300 UNIFORM EXPENSE	4/17/19	133296	ARAMARK UNIFORM SERVICES, INC ARAMARK UNIFORM SERVICES, INC	170.25		UNIFORMS- BLDG MAINT	
	7600 SPECIAL DEPARTMENTAL EXI	4/17/19	133335	FASTENAL INDUSTRIAL & CONST SUPP FASTENAL INDUSTRIAL & CONST SUPP	7.24	CAHAN7354	BLANKET PURCHASE ORDER	
	7600 SPECIAL DEPARTMENTAL EXI	4/17/19	133358	KINGS CO PIPE EMPIRE BLUE TARP KINGS CO PIPE EMPIRE BLUE TARP	34.64	1903-165507	BLANKET PURCHASE ORDER	
	7600 SPECIAL DEPARTMENTAL EXI	4/17/19	133358	KINGS CO PIPE EMPIRE BLUE TARP KINGS CO PIPE EMPIRE BLUE TARP	4.04	1903-166487	BLANKET PURCHASE ORDER	
	7600 SPECIAL DEPARTMENTAL EXI	4/17/19	133358	KINGS CO PIPE EMPIRE BLUE TARP KINGS CO PIPE EMPIRE BLUE TARP	11.45	1903-166492	BLANKET PURCHASE ORDER	

Attachment: WARRANT REGISTER-DIVISION ORDER 5-7-19 (FIN: WARRANT REGISTER)

Date: 5/1/2019

Warrant Register

Division # and Name	Acct # and Name	Check Date	Check Number	Vendor Name	Transaction Amt	Inv#	Transaction Description	Void
2100	7550	4/17/19	133385	TOTAL FILTRATION SERVICES, INC	82.51	PSV1892165	BLANKET PURCHASE ORDER	
BUILDING MAINTENANCE	OTHER CONTRACTUAL SERV			**TOTAL FILTRATION SERVICES, INC**				
	7550	4/17/19	133394	GEIL ENTERPRISES, INC DBA	180.00	359988	BLANKET PURCHASE ORDER	
	OTHER CONTRACTUAL SERV			**VALLEY SECURITY & ALARM**				
	7320	4/24/19	133415	A T & T	38.15	12873527	583-8452 2019-03	
	COMMUNICATIONS			**A T & T (13982)**				
	7320	4/24/19	133415	A T & T	39.80	12876706	583-8911 2019-03	
	COMMUNICATIONS			**A T & T (13982)**				
	7320	4/24/19	133415	A T & T	39.80	12873535	585-0706 2019-03	
	COMMUNICATIONS			**A T & T (13982)**				
	7320	4/24/19	133415	A T & T	39.80	12873540	589-6436 2019-03	
	COMMUNICATIONS			**A T & T (13982)**				
	7550	4/24/19	133418	AMERICAN INCORPORATED	827.44	7096159	REPLCE CONTROL BD	
	OTHER CONTRACTUAL SERV			**AMERICAN INCORPORATED**				
	7550	4/24/19	133418	AMERICAN INCORPORATED	822.42	7096157	RPR WORK	
	OTHER CONTRACTUAL SERV			**AMERICAN INCORPORATED**				
	7550	4/24/19	133419	ARAMARK UNIFORM SERVICES, INC	14.00	602100334	TRAINSTATION DOORMATS	
	OTHER CONTRACTUAL SERV			**ARAMARK UNIFORM SERVICES, INC**				
	7600	4/24/19	133436	SHERWIN WILLIAMS COMPANY DBA	51.20	1071914003	BLANKET PURCHASE ORDER	
	SPECIAL DEPARTMENTAL EX			**FRAZEE INDUSTRIES**				
	7600	4/24/19	133436	SHERWIN WILLIAMS COMPANY DBA	266.28	2401914003	BLANKET PURCHASE ORDER	
	SPECIAL DEPARTMENTAL EX			**FRAZEE INDUSTRIES**				
	7600	4/24/19	133436	SHERWIN WILLIAMS COMPANY DBA	14.21	5051914003	BLANKET PURCHASE ORDER	
	SPECIAL DEPARTMENTAL EX			**FRAZEE INDUSTRIES**				
	7600	4/24/19	133436	SHERWIN WILLIAMS COMPANY DBA	12.85	5431914003	BLANKET PURCHASE ORDER	
	SPECIAL DEPARTMENTAL EX			**FRAZEE INDUSTRIES**				
	7600	4/24/19	133436	SHERWIN WILLIAMS COMPANY DBA	8.01	6991914003	BLANKET PURCHASE ORDER	
	SPECIAL DEPARTMENTAL EX			**FRAZEE INDUSTRIES**				
	7600	4/24/19	133436	SHERWIN WILLIAMS COMPANY DBA	16.72	8061914003	BLANKET PURCHASE ORDER	
	SPECIAL DEPARTMENTAL EX			**FRAZEE INDUSTRIES**				

Attachment: WARRANT REGISTER-DIVISION ORDER 5-7-19 (FIN: WARRANT REGISTER)

Date: 5/1/2019

Warrant Register

Division # and Name	Acct # and Name	Check Date	Check Number	Vendor Name	Transaction Amt	Inv#	Transaction Description	Void
2100	7600	4/24/19	133436	SHERWIN WILLIAMS COMPANY DBA	51.20	9011914003	BLANKET PURCHASE ORDER	
BUILDING MAINTENANCE	SPECIAL DEPARTMENTAL EXI			FRAZEE INDUSTRIES				
	7550	4/24/19	133458	MATSON ALARM COMPANY, INC	146.25	289607	FIRE ALARM INSPECT	
	OTHER CONTRACTUAL SERV			MATSON ALARM COMPANY, INC				
	7600	4/24/19	133459	CONSOLIDATED ELEC DIST, INC DBA	10.57	2877-482780	BLANKET PURCHASE ORDER	
	SPECIAL DEPARTMENTAL EXI			MEDALLION SUPPLY				
	7550	4/24/19	133468	ROBINSON'S INTERIORS, INC	2,875.00	50967	INST CARPET/PAD-VETS LR	
	OTHER CONTRACTUAL SERV			ROBINSON'S INTERIORS, INC				
	7320	4/24/19	133482	VERIZON WIRELESS	48.94	9828089314	2019-04 BLDG MTC	
	COMMUNICATIONS			VERIZON WIRELESS				
	7550	4/24/19	133487	DALTON C WALKER JR DBA	468.00	1936048	RPR CRK IN CIVIC BLR	
	OTHER CONTRACTUAL SERV			WALKER'S WELDING				
	7550	4/30/19	133509	ARAMARK UNIFORM SERVICES, INC	92.96	602057004	BLANKET PURCHASE ORDER	
	OTHER CONTRACTUAL SERV			ARAMARK UNIFORM SERVICES, INC				
	7550	4/30/19	133509	ARAMARK UNIFORM SERVICES, INC	92.96	602071424	BLANKET PURCHASE ORDER	
	OTHER CONTRACTUAL SERV			ARAMARK UNIFORM SERVICES, INC				
	7550	4/30/19	133509	ARAMARK UNIFORM SERVICES, INC	97.99	602085831	BLANKET PURCHASE ORDER	
	OTHER CONTRACTUAL SERV			ARAMARK UNIFORM SERVICES, INC				
	7550	4/30/19	133509	ARAMARK UNIFORM SERVICES, INC	50.99	602107600	TRAIN STN MATS	
	OTHER CONTRACTUAL SERV			ARAMARK UNIFORM SERVICES, INC				
	7550	4/30/19	133518	CLARK PEST CONTROL, INC	56.00		2019-04 CITY OFFICES	
	OTHER CONTRACTUAL SERV			CLARK PEST CONTROL, INC				
	7550	4/30/19	133518	CLARK PEST CONTROL, INC	40.00		2019-04 CIVIC	
	OTHER CONTRACTUAL SERV			CLARK PEST CONTROL, INC				
	7550	4/30/19	133518	CLARK PEST CONTROL, INC	50.00		2019-04 COE PARK	
	OTHER CONTRACTUAL SERV			CLARK PEST CONTROL, INC				
	7550	4/30/19	133518	CLARK PEST CONTROL, INC	45.00		2019-04 CORP YARD	
	OTHER CONTRACTUAL SERV			CLARK PEST CONTROL, INC				
	7550	4/30/19	133518	CLARK PEST CONTROL, INC	49.00		2019-04 LONGFIELD	
	OTHER CONTRACTUAL SERV			CLARK PEST CONTROL, INC				

Attachment: WARRANT REGISTER-DIVISION ORDER 5-7-19 (FIN: WARRANT REGISTER)

Date: 5/1/2019

Warrant Register

Division # and Name	Acct # and Name	Check Date	Check Number	Vendor Name	Transaction Amt	Inv#	Transaction Description	Void
2100	7550	4/30/19	133518	CLARK PEST CONTROL, INC	40.00		2019-04 POLICE	
BUILDING MAINTENANCE	OTHER CONTRACTUAL SERV			CLARK PEST CONTROL, INC				
	7550	4/30/19	133518	CLARK PEST CONTROL, INC	50.00		2019-04 POLICE ENVEST	
	OTHER CONTRACTUAL SERV			CLARK PEST CONTROL, INC				
	7550	4/30/19	133518	CLARK PEST CONTROL, INC	40.00		2019-04 VETS	
	OTHER CONTRACTUAL SERV			CLARK PEST CONTROL, INC				
	7600	4/30/19	133536	HOME DEPOT U S A INC DBA	30.61	480848761	BATTERIES	
	SPECIAL DEPARTMENTAL EX			HOME DEPOT STORES, THE- SUPPLYWORKS				
	7600	4/30/19	133536	HOME DEPOT U S A INC DBA	1,113.84	485279244	BI WEEKLY SUPPLY ORDE	
	SPECIAL DEPARTMENTAL EX			HOME DEPOT STORES, THE- SUPPLYWORKS				
	7600	4/30/19	133536	HOME DEPOT U S A INC DBA	412.84	487608044	BI WEEKLY SUPPLY ORDE	
	SPECIAL DEPARTMENTAL EX			HOME DEPOT STORES, THE- SUPPLYWORKS				
	7600	4/30/19	133536	HOME DEPOT U S A INC DBA	1,146.93	480851716	BIWEEKLY SUPPLY ORDER	
	SPECIAL DEPARTMENTAL EX			HOME DEPOT STORES, THE- SUPPLYWORKS				
	7600	4/30/19	133536	HOME DEPOT U S A INC DBA	1,304.99	483092672	BIWEEKLY SUPPLY ORDER	
	SPECIAL DEPARTMENTAL EX			HOME DEPOT STORES, THE- SUPPLYWORKS				
	7600	4/30/19	133536	HOME DEPOT U S A INC DBA	38.48	480848712	BULBS	
	SPECIAL DEPARTMENTAL EX			HOME DEPOT STORES, THE- SUPPLYWORKS				
	7600	4/30/19	133536	HOME DEPOT U S A INC DBA	2,719.65	470667247	CLEANING SUPPLIES	
	SPECIAL DEPARTMENTAL EX			HOME DEPOT STORES, THE- SUPPLYWORKS				
	7600	4/30/19	133536	HOME DEPOT U S A INC DBA	1,752.74	476486253	CLEANING SUPPLIES	
	SPECIAL DEPARTMENTAL EX			HOME DEPOT STORES, THE- SUPPLYWORKS				
	7600	4/30/19	133536	HOME DEPOT U S A INC DBA	41.46	476970280	CLEANING SUPPLIES	
	SPECIAL DEPARTMENTAL EX			HOME DEPOT STORES, THE- SUPPLYWORKS				
	7600	4/30/19	133536	HOME DEPOT U S A INC DBA	32.02	476974670	CLEANING SUPPLIES	
	SPECIAL DEPARTMENTAL EX			HOME DEPOT STORES, THE- SUPPLYWORKS				
	7600	4/30/19	133536	HOME DEPOT U S A INC DBA	17.52	478290406	CLEANING SUPPLIES	
	SPECIAL DEPARTMENTAL EX			HOME DEPOT STORES, THE- SUPPLYWORKS				
	7600	4/30/19	133536	HOME DEPOT U S A INC DBA	692.19	478901945	CLEANING SUPPLIES	
	SPECIAL DEPARTMENTAL EX			HOME DEPOT STORES, THE- SUPPLYWORKS				

Attachment: WARRANT REGISTER-DIVISION ORDER 5-7-19 (FIN: WARRANT REGISTER)

Date: 5/1/2019

Warrant Register

Division # and Name	Acct # and Name	Check Date	Check Number	Vendor Name	Transaction Amt	Inv#	Transaction Description	Void
2100 BUILDING MAINTENANCE	7600 SPECIAL DEPARTMENTAL EXI	4/30/19	133536	HOME DEPOT U S A INC DBA HOME DEPOT STORES, THE- SUPPLYWORKS	38.73	479104788	CLEANING SUPPLIES	
	7600 SPECIAL DEPARTMENTAL EXI	4/30/19	133536	HOME DEPOT U S A INC DBA HOME DEPOT STORES, THE- SUPPLYWORKS	103.37	480178573	CLEANING SUPPLIES	
	7600 SPECIAL DEPARTMENTAL EXI	4/30/19	133536	HOME DEPOT U S A INC DBA HOME DEPOT STORES, THE- SUPPLYWORKS	13.99	483326831	CLEANING SUPPLIES	
	7600 SPECIAL DEPARTMENTAL EXI	4/30/19	133536	HOME DEPOT U S A INC DBA HOME DEPOT STORES, THE- SUPPLYWORKS	(2,719.65)	478310147	CREDIT CLEANING SUPPL	
	7600 SPECIAL DEPARTMENTAL EXI	4/30/19	133536	HOME DEPOT U S A INC DBA HOME DEPOT STORES, THE- SUPPLYWORKS	(1,179.67)	478462104	CREDIT CLEANING SUPPL	
	7600 SPECIAL DEPARTMENTAL EXI	4/30/19	133536	HOME DEPOT U S A INC DBA HOME DEPOT STORES, THE- SUPPLYWORKS	7.48	480395029	DUCT TAPE	
	7600 SPECIAL DEPARTMENTAL EXI	4/30/19	133536	HOME DEPOT U S A INC DBA HOME DEPOT STORES, THE- SUPPLYWORKS	8.57	481507879	PURIFIED WATER	
	7600 SPECIAL DEPARTMENTAL EXI	4/30/19	133536	HOME DEPOT U S A INC DBA HOME DEPOT STORES, THE- SUPPLYWORKS	20.35	482252590	VACUUM FILTER	
	7550 OTHER CONTRACTUAL SERV	4/30/19	133565	TERMINIX INTERNATIONAL COMPANY TERMINIX INTERNATIONAL COMPANY	470.00	11474921	TERMITE TREATMNT PLAN	
				Division Total 2100 BUILDING MAINTENANCE	13,052.11			
2102 BLDG(CITY)CAP/EQ RESERVE	7550 OTHER CONTRACTUAL SERV	4/24/19	133468	ROBINSON'S INTERIORS, INC ROBINSON'S INTERIORS, INC	950.00	51081	CARPET REPLCE PD	
	819607 FLOOR/POLICE REPL	4/24/19	133472	SHAW INDUSTRIES, INC. SHAW INDUSTRIES, INC.	57,493.08	999101879	PD FLOORING RPLC	
				Division Total 2102 BLDG(CITY)CAP/EQ RESERVE	58,443.08			
2104 ACCUM CAPITAL OUTLAY	819648 DOWNTOWN 2010 PLAN	4/24/19	133459	CONSOLIDATED ELEC DIST, INC DBA MEDALLION SUPPLY	1,133.95	2877-482971	LED LIGHT UPGRD CIVIC	

Attachment: WARRANT REGISTER-DIVISION ORDER 5-7-19 (FIN: WARRANT REGISTER)

Date: 5/1/2019

Warrant Register

Division # and Name	Acct # and Name	Check Date	Check Number	Vendor Name	Transaction Amt	Inv#	Transaction Description	Void
2104 ACCUM CAPITAL OUTLAY	819314 5-CAR, PATROL	4/30/19	133542	JACK B MARTIN DBA **JACK MARTIN'S SIGNWORKS**	672.28	26438	GRAPHICS FOR NEW ASSIGNED	
				Division Total 2104 ACCUM CAPITAL OUTLAY	1,806.23			
2131 COURTHOUSE SQUARE-OPERTNG	7495 PROF AND SPEC SERVICES	4/24/19	133415	A T & T **A T & T (13982)**	20.72	12873530	584-8145 2019-03	
	7495 PROF AND SPEC SERVICES	4/30/19	133518	CLARK PEST CONTROL, INC **CLARK PEST CONTROL, INC**	60.00		2019-04 CRTHSE	
	7495 PROF AND SPEC SERVICES	4/30/19	133533	BERNADETTE A OLIVEIRA DBA **HANFORD JANITORIAL SERVICE**	215.00		2019-04 CRTHSE	
				Division Total 2131 COURTHOUSE SQUARE-OPERTNG	295.72			
2180 PARKS FACILITY IMPACT FEE	819611 HVP PATHWAY	4/24/19	133471	SERNA CONSTRUCTION INC **SERNA CONSTRUCTION INC**	46,350.50		#01 02/19-04/11 FINAL	
				Division Total 2180 PARKS FACILITY IMPACT FEE	46,350.50			
2181 TRANSPORTN FACLTY IMP FEE	819621 TRAF SIG/GRGVL & 13TH AVE	4/24/19	133444	HANFORD SENTINEL 234-60007669 **HANFORD SENTINEL LEGAL**	798.81	88241	13TH GRANGEVILLE ADV	
	819621 TRAF SIG/GRGVL & 13TH AVE	4/24/19	133456	LANE ENGINEERS, INC **LANE ENGINEERS, INC**	5,700.50	43176	PROF SVCS 3/1-31	
				Division Total 2181 TRANSPORTN FACLTY IMP FEE	6,499.31			
2182 FIRE PROTECTION IMP FEE	817673 FIRE STA #3 DESIGN/CONSTR	4/12/19	133243	CARVALHO CONSTRUCTION INC **CARVALHO CONSTRUCTION INC**	212,325.00		#15 FINAL 2/1-4/1/19	
	818605 FIRE 3 EQUIP & FURNISHING	4/17/19	133307	C D W GOVERNMENT LLC **C D W GOVERNMENT LLC**	1,676.04	RML8267	NETWORK SWITCH - HPE ARUB	
	818605 FIRE 3 EQUIP & FURNISHING	4/17/19	133332	MICHAEL HARRIS DBA **DRISKELL'S APPLIANCE & TV**	956.25	5018	WASHER & DRYER	

Attachment: WARRANT REGISTER-DIVISION ORDER 5-7-19 (FIN: WARRANT REGISTER)

Date: 5/1/2019

Warrant Register

Division # and Name	Acct # and Name	Check Date	Check Number	Vendor Name	Transaction Amt	Inv#	Transaction Description	Void
2182	818605	4/17/19	133343	HOME DEPOT U S A INC DBA	419.70	486170822	CLEANING SUPPLIES	
FIRE PROTECTION IMP FEE	FIRE 3 EQUIP & FURNISHING			HOME DEPOT STORES, THE- SUPPLYWORKS				
	818605	4/17/19	133343	HOME DEPOT U S A INC DBA	4.88	486334808	CLEANING SUPPLIES	
	FIRE 3 EQUIP & FURNISHING			HOME DEPOT STORES, THE- SUPPLYWORKS				
	818605	4/24/19	133446	HOME DEPOT U S A INC DBA	445.23	481566156	ST3 CLEANING SUPPLIES	
	FIRE 3 EQUIP & FURNISHING			HOME DEPOT STORES, THE- SUPPLYWORKS				
	818605	4/24/19	133446	HOME DEPOT U S A INC DBA	136.79	481997070	ST3 CLEANING SUPPLIES	
	FIRE 3 EQUIP & FURNISHING			HOME DEPOT STORES, THE- SUPPLYWORKS				
	818605	4/24/19	133449	J ' S COMMUNICATIONS, INC	102.35	54436	1/4" X 4" X 12" GROUNDBAR	
	FIRE 3 EQUIP & FURNISHING			J ' S COMMUNICATIONS, INC				
	818605	4/24/19	133449	J ' S COMMUNICATIONS, INC	6.03	54436	30 AMP RELAY SPST	
	FIRE 3 EQUIP & FURNISHING			J ' S COMMUNICATIONS, INC				
	818605	4/24/19	133449	J ' S COMMUNICATIONS, INC	125.49	54436	ANTENNA- FIBERGLASS OLMNI	
	FIRE 3 EQUIP & FURNISHING			J ' S COMMUNICATIONS, INC				
	818605	4/24/19	133449	J ' S COMMUNICATIONS, INC	20.11	54436	ANTENNA MAST- 1.5IN OD X	
	FIRE 3 EQUIP & FURNISHING			J ' S COMMUNICATIONS, INC				
	818605	4/24/19	133449	J ' S COMMUNICATIONS, INC	118.43	54436	ANTENNA- RFS VHF 1 ELEMEN	
	FIRE 3 EQUIP & FURNISHING			J ' S COMMUNICATIONS, INC				
	818605	4/24/19	133449	J ' S COMMUNICATIONS, INC	25.36	54436	BASE ANTENNA MOUNT- 4.5 I	
	FIRE 3 EQUIP & FURNISHING			J ' S COMMUNICATIONS, INC				
	818605	4/24/19	133449	J ' S COMMUNICATIONS, INC	270.24	54436	CM300D ANALOG ONLY VHF 25	
	FIRE 3 EQUIP & FURNISHING			J ' S COMMUNICATIONS, INC				
	818605	4/24/19	133449	J ' S COMMUNICATIONS, INC	28.44	54436	ESTIMATED SHIPPING/HANDLI	
	FIRE 3 EQUIP & FURNISHING			J ' S COMMUNICATIONS, INC				
	818605	4/24/19	133449	J ' S COMMUNICATIONS, INC	38.82	54436	GROUND KIT FOR LMR400	
	FIRE 3 EQUIP & FURNISHING			J ' S COMMUNICATIONS, INC				
	818605	4/24/19	133449	J ' S COMMUNICATIONS, INC	2,056.91	54436	INSTALLATION LABOR	
	FIRE 3 EQUIP & FURNISHING			J ' S COMMUNICATIONS, INC				
	818605	4/24/19	133449	J ' S COMMUNICATIONS, INC	12.91	54436	N MALE LMR400 EASY CRIMP	
	FIRE 3 EQUIP & FURNISHING			J ' S COMMUNICATIONS, INC				

Attachment: WARRANT REGISTER-DIVISION ORDER 5-7-19 (FIN: WARRANT REGISTER)

Date: 5/1/2019

Warrant Register

Division # and Name	Acct # and Name	Check Date	Check Number	Vendor Name	Transaction Amt	Inv#	Transaction Description	Void
2182 FIRE PROTECTION IMP FEE	818605 FIRE 3 EQUIP & FURNISHING	4/24/19	133449	J ' S COMMUNICATIONS, INC / J ' S COMMUNICATIONS, INC	35.05	54436	RACK MOUNT KIT	
	818605 FIRE 3 EQUIP & FURNISHING	4/24/19	133449	J ' S COMMUNICATIONS, INC / J ' S COMMUNICATIONS, INC	87.84	54436	RF FEEDLINE	
	818605 FIRE 3 EQUIP & FURNISHING	4/24/19	133449	J ' S COMMUNICATIONS, INC / J ' S COMMUNICATIONS, INC	98.75	54436	SALES TAX @ 7.25%	
	818605 FIRE 3 EQUIP & FURNISHING	4/24/19	133449	J ' S COMMUNICATIONS, INC / J ' S COMMUNICATIONS, INC	81.66	54436	SEC-1212 POWER SUPPLY	
	818605 FIRE 3 EQUIP & FURNISHING	4/24/19	133449	J ' S COMMUNICATIONS, INC / J ' S COMMUNICATIONS, INC	20.40	54436	UHF M- CRIMP LMR400	
	818605 FIRE 3 EQUIP & FURNISHING	4/24/19	133449	J ' S COMMUNICATIONS, INC / J ' S COMMUNICATIONS, INC	382.46	54436	UPS-RACK MOUNT 2U 750 VA	
	818605 FIRE 3 EQUIP & FURNISHING	4/24/19	133449	J ' S COMMUNICATIONS, INC / J ' S COMMUNICATIONS, INC	34.88	54436	VHF/UHF DUPLEXER PCTEL	
				Division Total 2182 FIRE PROTECTION IMP FEE	219,510.02			
244 LAD 91-1 T641 SIERA VISTA	7780 UTILITIES-ELECTRICITY	4/17/19	133379	SOUTHERN CALIF EDISON CO / SOUTHERN CALIF EDISON CO	57.13		2019-03	
				Division Total 244 LAD 91-1 T641 SIERA VISTA	57.13			
245 LAD 92-1 PORTOFINO 1 & 2	7780 UTILITIES-ELECTRICITY	4/17/19	133379	SOUTHERN CALIF EDISON CO / SOUTHERN CALIF EDISON CO	10.85		2019-03	
				Division Total 245 LAD 92-1 PORTOFINO 1 & 2	10.85			
246 LAD 92-2 CIELO EN TIERRA	7550 OTHER CONTRACTUAL SERV	4/17/19	133314	CLEAN CUT LANDSCAPE MANAGEMENT INC / CLEAN CUT LANDSCAPE MANAGEMENT INC	60.61	1858	2019-03	
				Division Total 246 LAD 92-2 CIELO EN TIERRA	60.61			

Attachment: WARRANT REGISTER-DIVISION ORDER 5-7-19 (FIN: WARRANT REGISTER)

Date: 5/1/2019

Warrant Register

Division # and Name	Acct # and Name	Check Date	Check Number	Vendor Name	Transaction Amt	Inv#	Transaction Description	Void
247 LAD 93-1 T634 VINTAGE EST	7550 OTHER CONTRACTUAL SERV	4/17/19	133314	CLEAN CUT LANDSCAPE MANAGEMENT INC **CLEAN CUT LANDSCAPE MANAGEMENT INC**	118.53	1858	2019-03	
				Division Total 247 LAD 93-1 T634 VINTAGE EST	118.53			
249 LAD 94-1 T712 GATEWAY EST	7780 UTILITIES-ELECTRICITY	4/24/19	133475	SOUTHERN CALIF EDISON CO **SOUTHERN CALIF EDISON CO**	21.50		2019-03	
				Division Total 249 LAD 94-1 T712 GATEWAY EST	21.50			
253 LAD 97-2 T742 SUMMERFLD	7780 UTILITIES-ELECTRICITY	4/17/19	133379	SOUTHERN CALIF EDISON CO **SOUTHERN CALIF EDISON CO**	10.85		2019-03	
				Division Total 253 LAD 97-2 T742 SUMMERFLD	10.85			
254 LAD 97-3 T743 COUNTRY CR	7780 UTILITIES-ELECTRICITY	4/24/19	133475	SOUTHERN CALIF EDISON CO **SOUTHERN CALIF EDISON CO**	33.37		2019-03	
				Division Total 254 LAD 97-3 T743 COUNTRY CR	33.37			
255 LAD 98-1 T747 CRYSTL SPR	7780 UTILITIES-ELECTRICITY	4/17/19	133379	SOUTHERN CALIF EDISON CO **SOUTHERN CALIF EDISON CO**	10.85		2019-03	
				Division Total 255 LAD 98-1 T747 CRYSTL SPR	10.85			
257 LAD 01-1 T680 PAC GR #1	7550 OTHER CONTRACTUAL SERV	4/17/19	133314	CLEAN CUT LANDSCAPE MANAGEMENT INC **CLEAN CUT LANDSCAPE MANAGEMENT INC**	134.74	1858	2019-03	
				Division Total 257 LAD 01-1 T680 PAC GR #1	134.74			
260 LAD 01-4 T769 SILVER OAK	7550 OTHER CONTRACTUAL SERV	4/17/19	133314	CLEAN CUT LANDSCAPE MANAGEMENT INC **CLEAN CUT LANDSCAPE MANAGEMENT INC**	1,124.14	1858	2019-03	

Attachment: WARRANT REGISTER-DIVISION ORDER 5-7-19 (FIN: WARRANT REGISTER)

Date: 5/1/2019

Warrant Register

Division # and Name	Acct # and Name	Check Date	Check Number	Vendor Name	Transaction Amt	Inv#	Transaction Description	Void
260 LAD 01-4 T769 SILVER OAK	7780 UTILITIES-ELECTRICITY	4/17/19	133379	SOUTHERN CALIF EDISON CO **SOUTHERN CALIF EDISON CO**	65.05		2019-03	
				Division Total 260 LAD 01-4 T769 SILVER OAK	1,189.19			
261 LAD 02-1 T776 ASHTON PARK	7780 UTILITIES-ELECTRICITY	4/17/19	133379	SOUTHERN CALIF EDISON CO **SOUTHERN CALIF EDISON CO**	21.70		2019-03	
				Division Total 261 LAD 02-1 T776 ASHTON PARK	21.70			
262 LAD 03-1 T789 LA PARC	7550 OTHER CONTRACTUAL SERV	4/17/19	133314	CLEAN CUT LANDSCAPE MANAGEMENT INC **CLEAN CUT LANDSCAPE MANAGEMENT INC**	338.59	1858	2019-03	
	7780 UTILITIES-ELECTRICITY	4/17/19	133379	SOUTHERN CALIF EDISON CO **SOUTHERN CALIF EDISON CO**	11.12		2019-03	
				Division Total 262 LAD 03-1 T789 LA PARC	349.71			
263 LAD 04-1 T810 SIDONIA	7780 UTILITIES-ELECTRICITY	4/17/19	133379	SOUTHERN CALIF EDISON CO **SOUTHERN CALIF EDISON CO**	21.35		2019-03	
				Division Total 263 LAD 04-1 T810 SIDONIA	21.35			
264 LAD 04-2 T799 CAMBRIDGE	7780 UTILITIES-ELECTRICITY	4/17/19	133379	SOUTHERN CALIF EDISON CO **SOUTHERN CALIF EDISON CO**	43.00		2019-03	
				Division Total 264 LAD 04-2 T799 CAMBRIDGE	43.00			
265 LAD 04-3 T795 CAMBRIDGE	7550 OTHER CONTRACTUAL SERV	4/17/19	133314	CLEAN CUT LANDSCAPE MANAGEMENT INC **CLEAN CUT LANDSCAPE MANAGEMENT INC**	1,966.97	1858	2019-03	
	7780 UTILITIES-ELECTRICITY	4/17/19	133379	SOUTHERN CALIF EDISON CO **SOUTHERN CALIF EDISON CO**	97.90		2019-03	

Attachment: WARRANT REGISTER-DIVISION ORDER 5-7-19 (FIN: WARRANT REGISTER)

Date: 5/1/2019

Warrant Register

Division # and Name	Acct # and Name	Check Date	Check Number	Vendor Name	Transaction Amt	Inv#	Transaction Description	Void
				Division Total 265 LAD 04-3 T795 CAMBRIDGE	2,064.87			
266 LAD 04-4 T802-3 SIERRA	7780 UTILITIES-ELECTRICITY	4/24/19	133475	SOUTHERN CALIF EDISON CO **SOUTHERN CALIF EDISON CO**	32.25		2019-03	
				Division Total 266 LAD 04-4 T802-3 SIERRA	32.25			
2661 GAS TAX - 2105	819318 CRACK SEALING MACHINE	4/17/19	133331	DISPENSING TECHNOLOGY CORP **DISPENSING TECHNOLOGY CORP**	18,372.16	12058	CIMLINE MAGMA PAVEMENT CR	
				Division Total 2661 GAS TAX - 2105	18,372.16			
2666 GAS TAX - ROAD MTC REHAB	818656 GRADE SEP FEASBLTY/GRGV	4/24/19	133476	T R C ENGINEERS, INC **T R C ENGINEERS, INC**	9,150.75	23321	PROF SVCS	
				Division Total 2666 GAS TAX - ROAD MTC REHAB	9,150.75			
2667 T.D.A.-TRANSPORTATIO N	819618 PAVEMENT RESURF TREATM	4/24/19	133444	HANFORD SENTINEL 234-60007669 **HANFORD SENTINEL LEGAL**	414.81	88242	18/19 FIBERSEAL ADV	
				Division Total 2667 T.D.A.-TRANSPORTATION	414.81			
267 LAD 05-1 MISSION PARK	7780 UTILITIES-ELECTRICITY	4/24/19	133475	SOUTHERN CALIF EDISON CO **SOUTHERN CALIF EDISON CO**	11.04		2019-03	
				Division Total 267 LAD 05-1 MISSION PARK	11.04			
2672 CMAQ FUNDS	816617 TRAF SIG/11TH AV & HOUSTN	4/17/19	133306	BUSH ENGINEERING, INC **BUSH ENGINEERING, INC**	11,734.61	1A	SINKHOLE STRT RPR	
	819655 TRAF SIG H/A & IRWIN CONS	4/17/19	133380	SOUTHERN CALIF EDISON CO **SOUTHERN CALIF EDISON CO**	437.00	759026619	HAR @ IRWIN TEMP SVC	
	819655 TRAF SIG H/A & IRWIN CONS	4/24/19	133465	PETERS ENGINEERING GROUP **PETERS ENGINEERING GROUP INC**	86.25	9368	PROF SVCS	

Attachment: WARRANT REGISTER-DIVISION ORDER 5-7-19 (FIN: WARRANT REGISTER)

Date: 5/1/2019

Warrant Register

Division # and Name	Acct # and Name	Check Date	Check Number	Vendor Name	Transaction Amt	Inv#	Transaction Description	Void
				Division Total 2672 CMAQ FUNDS	12,257.86			
268 LAD 05-2 T835 COPPER VLLY	7550 OTHER CONTRACTUAL SERV	4/17/19	133314	CLEAN CUT LANDSCAPE MANAGEMENT INC **CLEAN CUT LANDSCAPE MANAGEMENT INC**	485.76	1858	2019-03	
	7780 UTILITIES-ELECTRICITY	4/17/19	133379	SOUTHERN CALIF EDISON CO **SOUTHERN CALIF EDISON CO**	22.90		2019-03	
				Division Total 268 LAD 05-2 T835 COPPER VLLY	508.66			
269 LAD 06-1 T794 QUAIL PARK	7780 UTILITIES-ELECTRICITY	4/17/19	133379	SOUTHERN CALIF EDISON CO **SOUTHERN CALIF EDISON CO**	60.48		2019-03	
				Division Total 269 LAD 06-1 T794 QUAIL PARK	60.48			
270 LAD 09-1 T877 VICTORY	7550 OTHER CONTRACTUAL SERV	4/17/19	133314	CLEAN CUT LANDSCAPE MANAGEMENT INC **CLEAN CUT LANDSCAPE MANAGEMENT INC**	77.63	1858	2019-03	
	7780 UTILITIES-ELECTRICITY	4/17/19	133379	SOUTHERN CALIF EDISON CO **SOUTHERN CALIF EDISON CO**	10.85		2019-03	
				Division Total 270 LAD 09-1 T877 VICTORY	88.48			
272 LAD 07-2 T811 SO GATE	7780 UTILITIES-ELECTRICITY	4/17/19	133379	SOUTHERN CALIF EDISON CO **SOUTHERN CALIF EDISON CO**	11.23		2019-03	
				Division Total 272 LAD 07-2 T811 SO GATE	11.23			
273 LAD 14-01 T843 INDEP SUB3	7780 UTILITIES-ELECTRICITY	4/17/19	133379	SOUTHERN CALIF EDISON CO **SOUTHERN CALIF EDISON CO**	32.43		2019-03	
	7780 UTILITIES-ELECTRICITY	4/24/19	133475	SOUTHERN CALIF EDISON CO **SOUTHERN CALIF EDISON CO**	38.25		2019-03	
				Division Total 273 LAD 14-01 T843 INDEP SUB3	70.68			

Attachment: WARRANT REGISTER-DIVISION ORDER 5-7-19 (FIN: WARRANT REGISTER)

Date: 5/1/2019

Warrant Register

Division # and Name	Acct # and Name	Check Date	Check Number	Vendor Name	Transaction Amt	Inv#	Transaction Description	Void
274 LAD 15-01 T887 SLVER OAK3	7550 OTHER CONTRACTUAL SERV	4/17/19	133314	CLEAN CUT LANDSCAPE MANAGEMENT INC **CLEAN CUT LANDSCAPE MANAGEMENT INC**	2,253.80	1858	2019-03	
				Division Total 274 LAD 15-01 T887 SLVER OAK3	2,253.80			
361 WASTEWATER OPERATION	2020-001 USE TAXES PAYABLE	4/24/19	133426	CALIF DEPT OF TAX & FEE ADMIN **CALIF DEPT OF TAX & FEE ADMIN**	106.00		FY19 QTR3 USE TAX	
				Division Total 361 WASTEWATER OPERATION	106.00			
390 WATER-OPERATIONS	2020-002 UNAPPLIED CREDITS FOR UB	4/12/19	133244	CASTANEDA, MARIA E **CASTANEDA, MARIA E**	53.67	REFUND	UB REFUND	
	2020-002 UNAPPLIED CREDITS FOR UB	4/12/19	133245	CHISM, PEGGY A **CHISM, PEGGY A**	368.06	REFUND	UB REFUND	
	2020-002 UNAPPLIED CREDITS FOR UB	4/12/19	133246	CHRISP COMPANY **CHRISP COMPANY**	100.00	REFUND	UB REFUND	
	2020-002 UNAPPLIED CREDITS FOR UB	4/12/19	133247	DAVIS, APRIL A **DAVIS, APRIL A**	55.58	REFUND	UB REFUND	
	2020-002 UNAPPLIED CREDITS FOR UB	4/12/19	133248	DE SANTOS, THOMAS **DE SANTOS, THOMAS**	62.09	REFUND	UB REFUND	
	2020-002 UNAPPLIED CREDITS FOR UB	4/12/19	133249	ECO SWPPP **ECO SWPPP**	118.11	REFUND	UB REFUND	
	2020-002 UNAPPLIED CREDITS FOR UB	4/12/19	133250	FRESNO HEATING & PLUMBING **FRESNO HEATING & PLUMBING**	120.00	REFUND	UB REFUND	
	2020-002 UNAPPLIED CREDITS FOR UB	4/12/19	133251	GARZA, ANTONIA M **GARZA, ANTONIA M**	138.80	REFUND	UB REFUND	
	2020-002 UNAPPLIED CREDITS FOR UB	4/12/19	133252	GETHERS, RASHONA R **GETHERS, RASHONA R**	55.23	REFUND	UB REFUND	
	2020-002 UNAPPLIED CREDITS FOR UB	4/12/19	133253	GLISPEY, LARRY E **GLISPEY, LARRY E**	39.58	REFUND	UB REFUND	

Attachment: WARRANT REGISTER-DIVISION ORDER 5-7-19 (FIN: WARRANT REGISTER)

Date: 5/1/2019

Warrant Register

Division # and Name	Acct # and Name	Check Date	Check Number	Vendor Name	Transaction Amt	Inv#	Transaction Description	Void
390	2020-002	4/12/19	133254	GOMEZ, MARIA DE JESUS	51.67	REFUND	UB REFUND	
WATER-OPERATIONS	UNAPPLIED CREDITS FOR UB			GOMEZ, MARIA DE JESUS				
	2020-002	4/12/19	133255	GREENFIELD PEDIATRICS	137.05	REFUND	UB REFUND	
	UNAPPLIED CREDITS FOR UB			GREENFIELD PEDIATRICS				
	2020-002	4/12/19	133257	LE, HOANG K	137.81	REFUND	UB REFUND	
	UNAPPLIED CREDITS FOR UB			LE, HOANG K				
	2020-002	4/12/19	133258	LOPEZ JR, ANTONIO	38.11	REFUND	UB REFUND	
	UNAPPLIED CREDITS FOR UB			LOPEZ JR, ANTONIO				
	2020-002	4/12/19	133259	MUNOZ III, JOSEPH M	12.69	REFUND	UB REFUND	
	UNAPPLIED CREDITS FOR UB			MUNOZ III, JOSEPH M				
	2020-002	4/12/19	133260	NAGAVALLI, SUDESH	122.56	REFUND	UB REFUND	
	UNAPPLIED CREDITS FOR UB			NAGAVALLI, SUDESH				
	2020-002	4/12/19	133261	PACHECO, NICHOLAS A	57.69	REFUND	UB REFUND	
	UNAPPLIED CREDITS FOR UB			PACHECO, NICHOLAS A				
	2020-002	4/12/19	133262	PENA JR, EDWARD V	89.49	REFUND	UB REFUND	
	UNAPPLIED CREDITS FOR UB			PENA JR, EDWARD V				
	2020-002	4/12/19	133263	RAMIENTO, ZENAIDA T	150.00	REFUND	UB REFUND	
	UNAPPLIED CREDITS FOR UB			RAMIENTO, ZENAIDA T				
	2020-002	4/12/19	133264	REEVES, ALEXIS M	77.52	REFUND	UB REFUND	
	UNAPPLIED CREDITS FOR UB			REEVES, ALEXIS M				
	2020-002	4/12/19	133265	SANDOVAL DIESEL	19.61	REFUND	UB REFUND	
	UNAPPLIED CREDITS FOR UB			SANDOVAL DIESEL				
	2020-002	4/12/19	133267	SMITH KRAMER, BRADLEY A	66.94	REFUND	UB REFUND	
	UNAPPLIED CREDITS FOR UB			SMITH KRAMER, BRADLEY A				
	2020-002	4/12/19	133268	SOUSA, ANTONIO F	89.22	REFUND	UB REFUND	
	UNAPPLIED CREDITS FOR UB			SOUSA, ANTONIO F				
	2020-002	4/12/19	133269	STRATUS PROPERTY MANAGEMENT	56.36	REFUND	UB REFUND	
	UNAPPLIED CREDITS FOR UB			STRATUS PROPERTY MANAGEMENT				
	2020-002	4/12/19	133270	VANTREASE, TROY H	142.75	REFUND	UB REFUND	
	UNAPPLIED CREDITS FOR UB			VANTREASE, TROY H				

Attachment: WARRANT REGISTER-DIVISION ORDER 5-7-19 (FIN: WARRANT REGISTER)

Date: 5/1/2019

Warrant Register

Division # and Name	Acct # and Name	Check Date	Check Number	Vendor Name	Transaction Amt	Inv#	Transaction Description	Void
390 WATER-OPERATIONS	2020-002 UNAPPLIED CREDITS FOR UB	4/12/19	133274	VSS INTERNATIONAL INC / VSS INTERNATIONAL INC	1,000.00	REFUND	UB REFUND	
	2020-002 UNAPPLIED CREDITS FOR UB	4/12/19	133275	WARMERDAM, TED A / WARMERDAM, TED A	67.53	REFUND	UB REFUND	
	2020-001 USE TAXES PAYABLE	4/24/19	133426	CALIF DEPT OF TAX & FEE ADMIN / CALIF DEPT OF TAX & FEE ADMIN	10.23		FY19 QTR3 USE TAX	
				Division Total 390 WATER-OPERATIONS	3,438.35			
400 CITY PAYROLL REVOLVING	2072 AMERICAN FID ASSURANCE	4/12/19	133278	AMERICAN FIDELITY ASSURANCE / AMERICAN FIDELITY ASSURANCE	254.56		DED:393 AMFID DEF	
	2072 AMERICAN FID ASSURANCE	4/12/19	133278	AMERICAN FIDELITY ASSURANCE / AMERICAN FIDELITY ASSURANCE	870.14		DED:394 AMFID	
	2073 AMERICAN FID FLEX DEF	4/12/19	133279	AMERICAN FIDELITY ASSURANCE-FLEX / AMERICAN FIDELITY ASSURANCE-FLEX	2,754.83		DED:396 AMFLEX DEF	
	2063 WAGE ATTACHMENT	4/12/19	133280	CALIF STATE DISBURSEMENT UNIT / CALIF STATE DISBURSEMENT UNIT	461.54		DED:206 ATTACHMENT	
	2063 WAGE ATTACHMENT	4/12/19	133281	EDUCATIONAL CREDIT MANAGEMENT CORP / EDUCATIONAL CREDIT MANAGEMENT CORP	231.12		DED:207 ATTACHMENT	
	2063 WAGE ATTACHMENT	4/12/19	133282	FRANCHISE TAX BOARD / FRANCHISE TAX BOARD	72.00		DED:210 ATTACHMENT	
	2059 EMPLOYEES ASSOCNS PAYA	4/12/19	133283	G E M A 1121211070 / G E M A	630.00		DED:621 GEMA	
	2059 EMPLOYEES ASSOCNS PAYA	4/12/19	133284	H M E A 0000129193 / H M E A	31.00		DED:600 HMEA	
	2059 EMPLOYEES ASSOCNS PAYA	4/12/19	133285	H P O A 3242162141 / H P O A	3,192.00		DED:607 HPOA	
	2059 EMPLOYEES ASSOCNS PAYA	4/12/19	133286	I A F F, LOCAL 3898 A/C#9129026 / I A F F, LOCAL 3898	1,171.50		DED:615 I A F F	
	2077 LEGAL SHIELD	4/12/19	133287	PRE PAID LEGAL SERVICE, INC / LEGAL SHIELD	845.98		DED:329 LEGAL SHLD	

Attachment: WARRANT REGISTER-DIVISION ORDER 5-7-19 (FIN: WARRANT REGISTER)

Date: 5/1/2019

Warrant Register

Division # and Name	Acct # and Name	Check Date	Check Number	Vendor Name	Transaction Amt	Inv#	Transaction Description	Void
400	2059	4/12/19	133288	S E I U LOCAL 521	2,623.51		DED:601 SEIU MEMBR	
CITY PAYROLL REVOLVING	EMPLOYEES ASSOCNS PAYA			S E I U LOCAL 521				
	2074	4/12/19	133290	TRANSAMERICA LIFE INSURANCE CO	1,026.43		DED:395 TRANSAM	
	TRANSAMERICA			TRANSAMERICA LIFE INSURANCE CO				
	2068	4/17/19	133309	C S A C EXCESS INSURANCE AUTHORITY	2,122.50	19401394	FY19 EAP 4-6/19	
	EMPLOYEE ASSISTNT PAYAB			C S A C EXCESS INSURANCE AUTHORITY				
	2072	4/26/19	133492	AMERICAN FIDELITY ASSURANCE	254.56		DED:393 AMFID DEF	
	AMERICAN FID ASSURANCE			AMERICAN FIDELITY ASSURANCE				
	2072	4/26/19	133492	AMERICAN FIDELITY ASSURANCE	870.14		DED:394 AMFID	
	AMERICAN FID ASSURANCE			AMERICAN FIDELITY ASSURANCE				
	2073	4/26/19	133493	AMERICAN FIDELITY ASSURANCE-FLEX	2,754.83		DED:396 AMFLEX DEF	
	AMERICAN FID FLEX DEF			AMERICAN FIDELITY ASSURANCE-FLEX				
	2063	4/26/19	133494	CALIF STATE DISBURSEMENT UNIT	461.54		DED:206 ATTACHMENT	
	WAGE ATTACHMENT			CALIF STATE DISBURSEMENT UNIT				
	2063	4/26/19	133495	EDUCATIONAL CREDIT MANAGEMENT CORP	231.12		DED:207 ATTACHMENT	
	WAGE ATTACHMENT			EDUCATIONAL CREDIT MANAGEMENT CORP				
	2063	4/26/19	133496	FRANCHISE TAX BOARD	384.94		DED:210 ATTACHMENT	
	WAGE ATTACHMENT			FRANCHISE TAX BOARD				
	2059	4/26/19	133497	G E M A 1121211070	630.00		DED:621 GEMA	
	EMPLOYEES ASSOCNS PAYA			G E M A				
	2059	4/26/19	133498	H M E A 0000129193	31.00		DED:600 HMEA	
	EMPLOYEES ASSOCNS PAYA			H M E A				
	2059	4/26/19	133499	H P O A 3242162141	3,192.00		DED:607 HPOA	
	EMPLOYEES ASSOCNS PAYA			H P O A				
	2059	4/26/19	133500	I A F F, LOCAL 3898 A/C#9129026	1,171.50		DED:615 I A F F	
	EMPLOYEES ASSOCNS PAYA			I A F F, LOCAL 3898				
	2077	4/26/19	133501	PRE PAID LEGAL SERVICE, INC	845.98		DED:329 LEGAL SHLD	
	LEGAL SHIELD			LEGAL SHIELD				
	2059	4/26/19	133502	S E I U LOCAL 521	2,609.34		DED:601 SEIU MEMBR	
	EMPLOYEES ASSOCNS PAYA			S E I U LOCAL 521				

Attachment: WARRANT REGISTER-DIVISION ORDER 5-7-19 (FIN: WARRANT REGISTER)

Date: 5/1/2019

Warrant Register

Division # and Name	Acct # and Name	Check Date	Check Number	Vendor Name	Transaction Amt	Inv#	Transaction Description	Void
400 CITY PAYROLL REVOLVING	2074 TRANSAMERICA	4/26/19	133504	TRANSAMERICA LIFE INSURANCE CO / TRANSAMERICA LIFE INSURANCE CO	1,026.43		DED:395 TRANSAM	
	2057-004 INSUR-P/R DED LIFE	4/30/19	133563	STANDARD INSURANCE COMPANY / STANDARD LIFE INSURANCE COMPANY	14.25		2019-05 LIFE DRAXLER	
	2057-004 INSUR-P/R DED LIFE	4/30/19	133563	STANDARD INSURANCE COMPANY / STANDARD LIFE INSURANCE COMPANY	482.42		2019-05 LIFE EE	
	2057-004 INSUR-P/R DED LIFE	4/30/19	133563	STANDARD INSURANCE COMPANY / STANDARD LIFE INSURANCE COMPANY	1,955.55		2019-05 LIFE ER	
				Division Total 400 CITY PAYROLL REVOLVING	33,202.71			
416 BUILDING MAINTENANCE	2020-001 USE TAXES PAYABLE	4/24/19	133426	CALIF DEPT OF TAX & FEE ADMIN / CALIF DEPT OF TAX & FEE ADMIN	19.80		FY19 QTR3 USE TAX	
				Division Total 416 BUILDING MAINTENANCE	19.80			
511 MISC CASH DEPOSITS TRUST	3001-1 REC-AUDITORIUM DEP TRUST	4/17/19	133315	COLLEGE OF THE SEQUOIAS / COLLEGE OF THE SEQUOIAS	250.00	2003433	BLD RFD/CIVIC 10515	
	3001-1 REC-AUDITORIUM DEP TRUST	4/17/19	133338	TERRY GEORGE / GEORGE TERRY	100.00	2003431	RFD/TEEN CTR 11041	
	3005-121 KC-LIBRARY IMP FEES	4/17/19	133353	KINGS CO DEPT OF FINANCE / KINGS CO DEPT OF FINANCE	12,103.28		2019-03 LIBRARY	
	3005-122 KC-CRIMINAL JSTC IMP FEES	4/17/19	133353	KINGS CO DEPT OF FINANCE / KINGS CO DEPT OF FINANCE	27,356.90		2019-03 CRIM JSTC	
	3001-1 REC-AUDITORIUM DEP TRUST	4/17/19	133354	KINGS CO DHIA / KINGS CO DHIA	934.00	2003430	RFD/CIVIC DEP#7898	
	3005-101 SCH DVL FEES-HANFORD ELE	4/17/19	133357	KINGS CO OFFICE OF EDUCATION / KINGS CO OFFICE OF EDUCATION	117,350.15		2019-03 HESD	
	3005-102 SCH DVL FEES-PIONEER ELE	4/17/19	133357	KINGS CO OFFICE OF EDUCATION / KINGS CO OFFICE OF EDUCATION	80,547.35		2019-03 PIONEER	

Attachment: WARRANT REGISTER-DIVISION ORDER 5-7-19 (FIN: WARRANT REGISTER)

Date: 5/1/2019

Warrant Register

Division # and Name	Acct # and Name	Check Date	Check Number	Vendor Name	Transaction Amt	Inv#	Transaction Description	Void
511	3001-1	4/24/19	133447	HUMANA	250.00		REISSUE CK# 131393	
MISC CASH DEPOSITS TRUST	REC-AUDITORIUM DEP TRUST			HUMANA				
	3005-070	4/24/19	133481	VARO PAINTING & CONSTRUCTION	37.50		LICENSE REFUND	
	DISAB ACCES-BL-SB1186			VARO PAINTING & CONSTRUCTION				
				Division Total 511 MISC CASH DEPOSITS TRUST	238,929.18			
513	5604	4/30/19	133537	HUB INTERNATIONAL OF CA INS SVC INC	68.18		G MILLER #10948	
RENTER INSURANCE DEPOSITS	RENTERS INS DEP-APRIL			HUB INTERNATIONAL INSURANCE SVC INC				
	5604	4/30/19	133537	HUB INTERNATIONAL OF CA INS SVC INC	150.74		J MALOGI #10304	
	RENTERS INS DEP-APRIL			HUB INTERNATIONAL INSURANCE SVC INC				
	5604	4/30/19	133537	HUB INTERNATIONAL OF CA INS SVC INC	148.68		K HEIN #10914	
	RENTERS INS DEP-APRIL			HUB INTERNATIONAL INSURANCE SVC INC				
				Division Total 513 RENTER INSURANCE DEPOSITS	367.60			
					1,997,776.55			

Attachment: WARRANT REGISTER-DIVISION ORDER 5-7-19 (FIN: WARRANT REGISTER)

AGENDA
STAFF REPORT

MEETING DATE: 5/7/2019	**AGENDA SECTION:** A

SUBJECT:
Community Development: Ordinance 19-05, an interim zoning/urgency ordinance of the City Council of the City of Hanford, restricting the commercial cultivation and manufacturing of industrial hemp (CBD) products in all zones.

RECOMMENDATION:
Staff recommends that the City Council adopt Ordinance 19-05 to allow staff additional time to research the potential impacts that may result from commercial cultivation and manufacturing of industrial hemp and hemp products in the City of Hanford.

BACKGROUND:
Staff has received several inquires about cultivating hemp and the manufacturing and selling hemp products. There is currently not a State or Federal regulatory process in place for industrial hemp, although the State of California is currently working on regulations for cultivation in association with a established research institution. However the proposed rules are vague and do not address how to ensure the cultivation is in association with a established research institution and not part of a commercial operation. The regulations also do not address size, location or odor control of industrial hemp cultivation. The locations that hemp could potentially be cultivated outdoors or manufactured have the potential to create significant impacts to the surrounding area.

Industrial Hemp is defined in Section 81000 of the California Food and Agricultural Code as follows, “a fiber or oilseed crop, or both, that is limited to types of the plan Cannabis Sativa L. having no more than three-tenths of one percent tetrahydrocannabinol (THC) contained in the dried flowering tops, whether growing or not; the seeds of the plant; the resin extracted from any part of the plant; and every compound, manufacture, salt, derivative, mixture, or preparation of the plant, its seeds or resign produced therefrom”.

There are currently no regulations for the manufacturing of hemp oil from industrial hemp and manufacturing other products from hemp oil. Recent articles suggest that up to 60% of hemp

products on the market do not meet the requirements of being labeled as hemp products and would be classified a cannabis and only be allowed to be sold in a legal dispensary. Given there is no regulatory framework that requires testing of hemp oil and hemp oil products, and no ability for the City to verify the source of hemp or hemp oil and whether the products are truly hemp derived with limited THC, staff is recommended that the manufacturing of these products be restricted until more is known or there is a regulatory structure that includes testing to ensure hemp meets the requirement of containing less than .3% THC. Attached to the staff report are several documents from California Department of Public Health, US Food and Drug Administration and two articles discussing the uncertainty in the market.

Although there is some uncertainty with the marketing of hemp products and what is legal vs. illegal to be sold at the retail level, staff is not proposed a restriction on the retail sales of hemp products. Individuals will be responsible for ensuring products meeting the legal requirements to be sold in California.

An urgency/interim ordinance requires a 4/5th vote of the City Council to adopt.

FISCAL IMPACT:

ATTACHMENTS:
Ordinance 19-05 Hemp Urgency Ordinance
CDPH FAQ - Hemp in Food Products
FDA Statement
CBD Article
CBD Article

ORDINANCE NO. 19-05
AN INTERIM ZONING/URGENCY ORDINANCE OF THE CITY COUNCIL OF THE CITY OF HANFORD, RESTRICTING THE COMMERCIAL CULTIVATION AND MANUFACTURING OF INDUSTRIAL HEMP (CBD) PRODUCTS IN ALL ZONES.

The City Council of the City of Hanford ordains as follows:

The purpose of this urgency ordinance is to establish a temporary moratorium on the cultivation and manufacturing of industrial hemp and the manufacturing and sale of products derived from industrial hemp., including cultivation by "Established Agricultural Research Institutions" as defined by California Food and Agricultural Code Section 810000 (c) , while City staff and legal counsel determine the impacts of unregulated cultivation of industrial hemp and the manufacturing of hemp products in the City of Hanford and prepared reasonable regulations to mitigate impacts from these businesses.

The City Council of the City of Hanford makes the following findings in support of the immediate adoption and application of this urgency and interim ordinance:

WHEREAS, the cultivation of Industrial Hemp is addressed in the Food and Agricultural Code, Section 81000-81010.

WHEREAS, Industrial Hemp is defined in Section 81000 as follows, "a fiber or oilseed crop, or both, that is limited to types of the plan Cannabis Sativa L. having no more than three-tenths of one percent tetrahydrocannabinol (THC) contained in the dried flowering tops, whether growing or not; the seeds of the plant; the resin extracted from any part of the plant; and every compound, manufacture, salt, derivative, mixture, or preparation of the plant, its seeds or resign produced therefrom".

WHEREAS, in the California Industrial Hemp Farming Act (Senate Bill 566, Chapter 398, Statutes of 2013) was signed to authorize the commercial production of industrial hemp in California. The Act became effective on January 1, 2017, due to a provision in the Adult Use of Marijuana Act (Proposition 64).

WHEREAS, the California Department of Food and Agriculture (CDFA) is developing a program to administer this new law which will include a registration process, fee structure, regulation and other administrative details to regulate the commercial production of industrial hemp. The regulations pertain only to cultivation and currently do not address size, location or odor control.

WHEREAS, the County of Kings has not adopted regulations for the cultivation of industrial hemp in the County of Kings as of the date of this ordinance.

WHEREAS, the Agricultural Act of 2014, also known as the Farm Bill, only legalized the growing or cultivating of industrial hemp by State departments of agriculture and institution of higher education.

WHEREAS, the Agricultural Improvement Act of 2018 was signed into law on December 20th of 2018, which amended the Agricultural Marketing Act of 1946 to add industrial hemp to the list of approved crops, and allows for states who desire to have primary regulatory authority over the production of industrial hemp to submit a plan under which the State monitors and regulates that production. The Act

Attachment: Ordinance 19-05 Hemp Urgency Ordinance [Revision 1] (CD: Urgency Ordinance Hemp)

also removed hemp from the Controlled Substances Act, which means that it will no longer be an illegal substance under federal law.

WHEREAS, the definition of "Established Agricultural Research Institution" as provided in Food and Agriculture Code Section 81000 is vague, and neither the Legislature nor the Industrial Hemp Advisory Board have provided guidelines and how the County can establish whether a cultivator claiming to be an "Established Agricultural Research Institution" is legitimate, or whether the cultivation constitutes "agricultural or academic research" and is not a standard commercial operation. Without clear guidelines, the ability and likelihood that cultivators may exploit the "Established Agricultural Research Institution" exemption to grow industrial hemp with more than 0.3% THC is great.

WHEREAS, the United States Food and Drug Administration (FDA) has concluded that it is prohibited to introduce or deliver for introduction into interstate commerce any food to which tetrahydrocannabinol (THC) or CBD has been added or to market any hemp or CBD product as having any therapeutic benefit, or with any other disease claim, unless approved by the FDA.

WHEREAS, there is currently no regulatory agency that provides oversight over the production of CBD oil from industrial hemp.

WHEREAS, Due to the fact that industrial hemp and cannabis are derivatives of the same plant, Cannabis Sativa L., the physical appearance of industrial hemp and cannabis are virtually indistinguishable. Absent a laboratory performed chemical analysis for tetrahydrocannabinol (THC) content, the two plants cannot be distinguished.

WHEREAS, the City of Hanford has adopted an extensive regulatory framework for cultivation, manufacturing and sale of cannabis, which exempts cannabis meeting the definition of industrial hemp.

WHEREAS, the City of Hanford has received significant interest from individuals to cultivate, manufacture and sell hemp and hemp products in the City of Hanford.

WHEREAS, unrestricted hemp cultivation and manufacturing in the City would pose an urgent and immediate threat to the public peace, health and safety as there is currently no State of Federal regulations or mechanism to verify whether products are legal hemp products or whether they would be considered marijuana by definition and thus limited to be licensed cannabis facilities only. Hemp cultivation has the potential to impact adjacent properties through offensive odors, trespassing and burglary, and acts of violence in connection with the commission of such crimes or the occupants' attempts to prevent such crimes.

WHEREAS, hemp manufacturing has the potential to use volatile chemicals to extract oil, which could result in fire and explosions as a result of the flammable chemicals utilized in the extraction process: and,

WHEREAS, unrestricted hemp grows create a nuisance and threaten the safety and property of nearby landowners and their families. The strong odor of hemp plants, which increases as the plants mature, is offensive to many individuals and creates an attractive nuisance, alerting people to the location of valuable hemp plants, which creates a risk of crime.

WHEREAS, hemp, alone or in combination with food products, may constitute a unique health hazard to the public because, unlike all other ingestible, hemp is not presently regulated, inspected, or analyzed for contamination by the state or federal government and could contain harmful chemicals and contaminants from unapproved sources that could endanger the already poor health of ill persons and the good health of others.

WHEREAS, the City has a compelling interest in protecting the public health, safety, and welfare of its residents and businesses, in preserving the peace and quiet of the neighborhoods in which hemp may be cultivated, manufactured and sold.

WHEREAS, Title 17 of the Hanford Municipal Code, also known as the City's Zoning Ordinance, does not identify hemp cultivation, manufacturing, dispensaries, deliveries, or distribution as prohibited land uses and does not indicate whether such operations are an agriculture use.

WHEREAS, the City Council hereby finds that, because of the inconsistency between state and federal law relating to the cultivation and manufacturing of hemp products and because of the potential threat to public health, safety and welfare, and to provide time to further examine the impact of adopting local regulations relating to hemp, it is in the best interest of the citizens of the City of Hanford that the City adopt an interim moratorium to restrict the establishment and operation of hemp cultivation and manufacturing of hemp products within the City of Hanford while the City continues to review the issue.

NOW, THEREFORE, THE CITY COUNCIL OF THE CITY OF HANFORD DOES HEREBY ORDAIN AS FOLLOWS:

SECTION 1. Moratorium. In order to protect the public health, safety and welfare and pursuant to the provisions of Section 65858 of the California Government Code, notwithstanding any other provision of this Code, so long as this ordinance shall be in effect, the following land uses are strictly prohibited in all zone districts within the City: (i) commercial hemp farming; (ii) commercial hemp manufacturing.

SECTION 2. Declaration of Urgency. This urgency is based on the following facts:

a) There is a current and immediate threat to the public health, safety and welfare arising from the uncontrolled use of real property in the City of Hanford for the cultivation, sale and distribution of hemp and the manufacturing of hemp products that are not regulated by any State or Federal Agency or approved by the FDA for use in food.
b) Article XI, Section 7 of the California Constitution authorizes cities to adopt local police, sanitary, and other ordinances not in conflict with general laws.
c) The City of Hanford requires time to study and decide if such an ordinance is necessary to protect the public health, safety and welfare and to either allow or restrict the use of real property for the cultivation, manufacturing and sale of hemp and hemp products, unless currently permitted for sale the FDA.

SECTION 3. Effective Date. This ordinance shall become effective immediately upon the date of its adoption pursuant to Section 65858 of the California Government Code upon an affirmative vote of 4/5ths of the City Council.

SECTION 4. Expiration. This moratorium shall be of no further force or effect upon the expiration of forty-five (45) days from the date of adoption, unless extended in accordance with Section 65858 of the California Government Code.

SECTION 5. Impact on Other Ordinances. This provision supercedes any other provision in the City of Hanford Municipal Code that may conflict, while in effect.

SECTION 6. Severability. If any section, sentence, clause or phrase of this Ordinance is for any reason held to be invalid or unconstitutional by a decision of any court of competent jurisdiction, such decision shall not affect the validity of the remaining portions of this Ordinance. The City Council hereby declares that it would have passed this ordinance and adopted this Ordinance and each section, sentence, clause or phrase thereof, irrespective of the fact that any one or more sections, subsections, sentences, clauses or phrases be declared invalid or unconstitutional.

SECTION 7. Publication. Within fifteen (15) days after adoption of this Ordinance, a summary shall be published once in the Hanford Sentinel, a newspaper printed and published in the County of Kings, State of California.

THEREFORE, BE IT FURTHER RESOLVED, that based on the above and incorporated findings, the City Council approves Ordinance 19-05.

PASSED, ADOPTED AND APPROVED this 7th day of May, 2019 by the following vote:

AYES: _____

NOES: _____

ABSTAIN: _____

ABSENT: _____

_____
SUE SORENSEN
MAYOR of the City of Hanford

Attest:

_____
SARAH MARTINEZ
CITY CLERK

STATE OF CALIFORNIA)
COUNTY OF KINGS) ss
CITY OF HANFORD)

I, Sarah Martinez, City Clerk of the City of Hanford, do hereby certify the foregoing Urgency Ordinance was duly passed and adopted at a regular meeting of the City Council of the City of Hanford held on the 7th day of May, 2019.

Date: _____ _____
City Clerk

Attachment: Ordinance 19-05 Hemp Urgency Ordinance [Revision 1] (CD: Urgency Ordinance Hemp)

FAQ – Industrial Hemp and Cannabidiol (CBD) in Food Products

California Department of Public Health (CDPH), Food and Drug Branch (FDB) has received numerous inquiries from food processors and retailers who are interested in using industrial hemp-derived cannabidiol (CBD) oil or CBD products in food since the legalization of medicinal and adult-use marijuana (cannabis) in California.

In California, the CDPH Manufactured Cannabis Safety Branch (MCSB) regulates medicinal and adult-use manufactured cannabis products. However, food products derived from industrial hemp are not covered by MCSB regulations. Instead, these products fall under the jurisdiction of CDPH-FDB.

California defines "food" as follows:

(a) Any article used or intended for use for food, drink, confection, condiment, or chewing gum by man or other animal.
(b) Any article used or intended for use as a component of any article designated in subdivision (a).[1]

The definition of food includes pet food, but does not include products containing cannabis (which are, instead, cannabis edibles). Meat, dairy, poultry or eggs are regulated by the California Department of Food and Agriculture (CDFA).

The federal Agricultural Act of 2014, also known as the Farm Bill, only legalized the growing or cultivating of industrial hemp by state departments of agriculture and institutions of higher education (as defined in Title 20 of the United States Code section 1001) for purposes of research under a state pilot program or other agricultural or academic research. In addition, growing or cultivation is only permitted under the Farm Bill if growing or cultivating is allowed under the laws of the State in which such state department or institution is located and such research occurs. In California, the cultivation of industrial hemp is regulated by the CDFA.

"Industrial Hemp" is defined as follows:

> *"a fiber or oilseed crop, or both, that is limited to types of the plant Cannabis sativa L. having no more than three-tenths of 1 percent tetrahydrocannabinol (THC) contained in the dried flowering tops, whether growing or not; the seeds of the plant; the resin extracted from any part of the plant; and every compound, manufacture, salt, derivative, mixture, or preparation of the plant, its seeds or resin produced therefrom."*[2]

Please refer to the CDFA for further questions about state requirements for cultivation of industrial hemp in California in accordance with the California's Industrial Hemp Law (Division 24 of the Food and Agricultural Code).

California incorporates federal law regarding food additives, dietary use products, food labeling, and good manufacturing practices for food. The Controlled Substances Act of 1970 classified all forms of cannabis as a Schedule I drug, making it illegal to grow it in the United States.[3] Currently, the United

States Food and Drug Administration (FDA) has concluded that it is a prohibited act to introduce or deliver for introduction into interstate commerce any food (including any animal food or feed) to which tetrahydrocannabinol (THC) or CBD has been added. This is regardless of the source of the CBD – derived from industrial hemp or cannabis.

Therefore, although California currently allows the manufacturing and sales of cannabis products (including edibles), the use of industrial hemp as the source of CBD to be added to food products is prohibited. Until the FDA rules that industrial hemp-derived CBD oil and CBD products can be used as a food or California makes a determination that they are safe to use for human and animal consumption, CBD products are not an approved food, food ingredient, food additive, or dietary supplement.

---

[1] California Health & Safety Code section 109935.

[2] California Food and Agriculture Code section 81000(d) which references California Health and Safety Code (HSC) section 11018.5.

[3] 21 United States Code section 802(16) *"The term "marihuana" means all parts of the plant Cannabis sativa L., whether growing or not; the seeds thereof; the resin extracted from any part of such plant; and every compound, manufacture, salt, derivative, mixture, or preparation of such plant, its seeds or resin. Such term does not include the mature stalks of such plant, fiber produced from such stalks, oil or cake made from the seeds of such plant, any other compound, manufacture, salt, derivative, mixture, or preparation of such mature stalks (except the resin extracted therefrom), fiber, oil, or cake, or the sterilized seed of such plant which is incapable ofgermination."*

Frequently Asked Questions

1. What forms of Industrial hemp derived products will and will NOT be allowed in food in California?

   Will be allowed in food (without any claim for health benefits):
   - Seeds derived from Industrial hemp
   - Industrial hemp seed oil or hemp seed oil derived from industrial hemp

   Will NOT be allowed in food:
   - Any CBD products derived from cannabis
   - Any CBD products including CBD oil derived from industrial hemp
   - Hemp oil that is not derived from industrial hemp seeds
   - Industrial hemp seed oil enhanced with CBD or other cannabinoids

2. Is hemp seed oil the same as CBD oil?

   Industrial hemp seed oil and hemp-derived CBD oil are two different products. Industrial hemp seed oil is derived from the seeds limited to types of the Cannabis sativa L. plant and may contain trace amounts of CBD (naturally occurring) and other cannabinoids. Food grade Industrial hemp seed oil is available from a variety of approved sources.

However, CBD or CBD oil derived from industrial hemp is NOT approved for human and animal consumption by the FDA as food and therefore cannot be used as food ingredient, food additive, or dietary supplement.

3. What is the difference between industrial hemp and cannabis (marijuana) derived cannabidiol (CBD/CBD oil)?

   - *CBD can be derived from both hemp and cannabis. CBD derived from hemp and cannabis is a federally-regulated controlled substance. CBD derived from cannabis is regulated within California as a cannabis product and may only be sourced from, produced, and sold by those with commercial cannabis licenses. CBD derived from industrial hemp is not an approved food additive, and therefore it cannot be added to human or animal foods in California.*
   - *CBD derived from cannabis is a prohibited food additive. Cannabis cannot be sold in food retail.*
   - *CBD derived from a licensed cannabis cultivator, per MCSB regulations, is an allowed additive in cannabis products only.*

4. Does California consider food products that contain CBD or CBD oil from Industrial hemp a cannabis product?

   Although in California, foods containing industrial hemp are not considered cannabis products (products that are subject to Proposition 64), CBD is an unapproved food additive and NOT allowed for use in human and animal foods per the FDA, and thus it is not approved in California.

5. Can industrial hemp-derived CBD oils be approved as a food ingredient, food additive or dietary supplement to be added in food?

   Currently Industrial hemp derived CBD Oil and CBD products are NOT an approved food, food ingredient, food additive or dietary supplement and therefore cannot be used in any human and animal food.

6. If CDPH, MCSB regulates and licenses cannabis (marijuana) derived product manufacturers, which agency oversees CBD oil produced from industrial hemp?

   There is currently no regulatory agency that provides oversight over the production of CBD oil from industrial hemp. However, CDPH-FDB has authority oversight over food additives, dietary use products, food labeling, and good manufacturing practices for food. Industrial hemp used as a food additive or dietary supplement falls under the authority of CDPH-FDB.

7. Can industrial hemp derived CBD products be allowed for sale in California if they come from other States? For example, if industrial hemp derived CBD oil is manufactured in another state and sold to customers in California via distributors and retailers?

No, CBD is an unapproved food additive and NOT allowed for use in human and animal foods in California regardless of where the CBD products originate.

FDA STATEMENT

Statement from FDA Commissioner Scott Gottlieb, M.D., on signing of the Agriculture Improvement Act and the agency's regulation of products containing cannabis and cannabis-derived compounds

For Immediate Release:

December 20, 2018

Statement From:

Commissioner of Food and Drugs - Food and Drug Administration
Scott Gottlieb M.D.

Today, the Agriculture Improvement Act of 2018 was signed into law. Among other things, this new law changes certain federal authorities relating to the production and marketing of hemp, defined as cannabis (*Cannabis sativa L.*), and derivatives of cannabis with extremely low (less than 0.3 percent on a dry weight basis) concentrations of the psychoactive compound delta-9-tetrahydrocannabinol (THC). These changes include removing hemp from the Controlled Substances Act, which means that it will no longer be an illegal substance under federal law.

Just as important for the FDA and our commitment to protect and promote the public health is what the law *didn't* change: Congress explicitly preserved the agency's current authority to regulate products containing cannabis or cannabis-derived compounds under the Federal Food, Drug, and Cosmetic Act (FD&C Act) and section 351 of the Public Health Service Act. In doing so, Congress recognized the agency's important public health role with respect to all the products it regulates. This allows the FDA to continue enforcing the law to protect patients and the public while also providing potential regulatory pathways for products containing cannabis and cannabis-derived compounds.

We're aware of the growing public interest in cannabis and cannabis-derived products, including cannabidiol (CBD). This increasing public interest in these products makes it even more important with the passage of this law for the FDA to clarify its regulatory authority over these products. In short, we treat products containing cannabis or cannabis-derived compounds as we do any other FDA-regulated products — meaning they're subject to the same authorities and requirements as FDA-regulated products containing any other substance. This is true

Attachment: FDA Statement (CD: Urgency Ordinance Hemp)

regardless of the source of the substance, including whether the substance is derived from a plant that is classified as hemp under the Agriculture Improvement Act. To help members of the public understand how the FDA's requirements apply to these products, the FDA has maintained a webpage (/news-events/public-health-focus/fda-regulation-cannabis-and-cannabis-derived-products-questions-and-answers) with answers to frequently asked questions, which we intend to update moving forward to address questions regarding the Agriculture Improvement Act and regulation of these products generally.

In view of the proliferation of products containing cannabis or cannabis-derived substances, the FDA will advance new steps to better define our public health obligations in this area. We'll also continue to closely scrutinize products that could pose risks to consumers. Where we believe consumers are being put at risk, the FDA will warn consumers and take enforcement actions.

In particular, we continue to be concerned at the number of drug claims being made about products not approved by the FDA that claim to contain CBD or other cannabis-derived compounds. Among other things, the FDA requires a cannabis product (hemp-derived or otherwise) that is marketed with a claim of therapeutic benefit, or with any other disease claim, to be approved by the FDA for its intended use before it may be introduced into interstate commerce. This is the same standard to which we hold any product marketed as a drug for human or animal use. Cannabis and cannabis-derived products claiming in their marketing and promotional materials that they're intended for use in the diagnosis, cure, mitigation, treatment, or prevention of diseases (such as cancer, Alzheimer's disease, psychiatric disorders and diabetes) are considered new drugs or new animal drugs and must go through the FDA drug approval process for human or animal use before they are marketed in the U.S. Selling unapproved products with unsubstantiated therapeutic claims is not only a violation of the law, but also can put patients at risk, as these products have not been proven to be safe or effective. This deceptive marketing of unproven treatments raises significant public health concerns, as it may keep some patients from accessing appropriate, recognized therapies to treat serious and even fatal diseases.

Additionally, it's unlawful under the FD&C Act to introduce food containing added CBD or THC into interstate commerce, or to market CBD or THC products as, or in, dietary supplements, regardless of whether the substances are hemp-derived. This is because both CBD and THC are active ingredients in FDA-approved drugs and were the subject of substantial clinical investigations before they were marketed as foods or dietary supplements. Under the FD&C Act, it's illegal to introduce drug ingredients like these into the food supply, or to market them as dietary supplements. This is a requirement that we apply across the board to food products that contain substances that are active ingredients in any drug.

We'll take enforcement action needed to protect public health against companies illegally selling cannabis and cannabis-derived products that can put consumers at risk and are being marketed in violation of the FDA's authorities. The FDA has sent warning letters (/news-events/public-

health-focus/warning-letters-and-test-results-cannabidiol-related-products) in the past to companies illegally selling CBD products that claimed to prevent, diagnose, treat, or cure serious diseases, such as cancer. Some of these products were in further violation of the FD&C Act because they were marketed as dietary supplements or because they involved the addition of CBD to food.

While products containing cannabis and cannabis-derived compounds remain subject to the FDA's authorities and requirements, there are pathways available for those who seek to lawfully introduce these products into interstate commerce. The FDA will continue to take steps to make the pathways for the lawful marketing of these products more efficient.

These pathways include ways for companies to seek approval from the FDA to market with therapeutic claims a human or animal drug that is derived from cannabis. For example, in June 2018, the FDA approved a drug, Epidiolex (/news-events/press-announcements/fda-approves-first-drug-comprised-active-ingredient-derived-marijuana-treat-rare-severe-forms), that contains cannabis-derived CBD for the treatment of seizures associated with two rare and severe forms of epilepsy. That approval was based on adequate and well-controlled clinical studies, which gives prescribers confidence in the drug's uniform strength and consistent delivery that support appropriate dosing needed for treating patients with these complex and serious epilepsy syndromes.

In addition, pathways remain available for the FDA to consider whether there are circumstances in which certain cannabis-derived compounds might be permitted in a food or dietary supplement. Although such products are generally prohibited to be introduced in interstate commerce, the FDA has authority to issue a regulation allowing the use of a pharmaceutical ingredient in a food or dietary supplement. We are taking new steps to evaluate whether we should pursue such a process. However, the FDA would only consider doing so if the agency were able to determine that all other requirements in the FD&C Act are met, including those required for food additives or new dietary ingredients.

It should also be noted that some foods are derived from parts of the hemp plant that may not contain CBD or THC, meaning that their addition to foods might not raise the same issues as the addition of drug ingredients like CBD and THC. We are able to advance the lawful marketing of three such ingredients today. We are announcing that the agency has completed our evaluation of three Generally Recognized as Safe (/food/cfsan-constituent-updates/fda-responds-three-gras-notices-hemp-seed-derived-ingredients-use-human-food) (GRAS) notices related to hulled hemp seeds, hemp seed protein and hemp seed oil and that the agency had no questions regarding the company's conclusion that the use of such products as described in the notices is safe. Therefore, these products can be legally marketed in human foods for these uses without food additive approval, provided they comply with all other requirements and do not make disease treatment claims.

Given the substantial public interest in this topic and the clear interest of Congress in fostering the development of appropriate hemp products, we intend to hold a public meeting in the near future for stakeholders to share their experiences and challenges with these products, including information and views related to the safety of such products.

We'll use this meeting to gather additional input relevant to the lawful pathways by which products containing cannabis or cannabis-derived compounds can be marketed, and how we can make these legal pathways more predictable and efficient. We'll also solicit input relevant to our regulatory strategy related to existing products, while we continue to evaluate and take action against products that are being unlawfully marketed and create risks for consumers.

At the same time, we recognize the potential opportunities that cannabis or cannabis-derived compounds could offer and acknowledge the significant interest in these possibilities. We're committed to pursuing an efficient regulatory framework for allowing product developers that meet the requirements under our authorities to lawfully market these types of products.

The FDA, an agency within the U.S. Department of Health and Human Services, protects the public health by assuring the safety, effectiveness, and security of human and veterinary drugs, vaccines and other biological products for human use, and medical devices. The agency also is responsible for the safety and security of our nation's food supply, cosmetics, dietary supplements, products that give off electronic radiation, and for regulating tobacco products.

###

Inquiries

Media:

Lyndsay Meyer (mailto:lyndsay.meyer@fda.hhs.gov)

240-402-5345

Consumer:

888-INFO-FDA

More Press Announcements (/news-events/newsroom/press-announcements)

Attachment: FDA Statement (CD: Urgency Ordinance Hemp)

ADVERTISEMENT

L.A. NOW LOCAL

CBD-infused products are being sold everywhere in California — but are they legal?

By LAURA NEWBERRY
NOV 04, 2018 | 8:40 AM

Greg Avetisyan, left, and his brother Gary Avetisyan, right, in Topikal, their CBD store on Ventura Boulevard in Tarzana. (Brian van der Brug / Los Angeles Times)

Greg and Gary Avetisyan make no secret of it: They proudly sell all manner of products infused with CBD, from

Attachment: CBD Article (CD: Urgency Ordinance Hemp)

essential oils to bath bombs to fruity tea-like beverages that promise calming relief in a frantic world.

CBD, short for cannabidiol, is a molecule derived from cannabis. But unlike its chemical cousin THC, it won't get you high. What it might do, according to some research, is alleviate anxiety, seizures, chronic pain and dozens of other ailments.

nRoad Invented by Teads

TOPICS

$1 FOR 4 MONTHS
Sale ends 5/1

LOG IN

SPECIAL SALE

Learn more

ADVERTISEMENT

ADVERTISEMENT

The Avetisyan brothers' belief in the alleged benefits of the extract is so steadfast that they opened California's first CBD-only store, Topikal, in Tarzana last year and opened a second along the Venice Beach boardwalk in April.

In the eyes of California, however, the Avetisyans' products are being sold illegally, even though they are non-psychoactive.

The state's Department of Public Health declared this summer that CBD-infused food, drink and dietary supplements cannot be sold by non-licensed retailers, further complicating an already confounding regulatory landscape. According to the California Bureau of Cannabis Control, CBD products made from marijuana may be sold at licensed cannabis dispensaries, but CBD pulled from pot's non-intoxicating relative, hemp, is barred from being peddled at pot shops.

The prohibition comes at a time when CBD's reputation as an alternative cure-all has captured the public's

Attachment: CBD Article (CD: Urgency Ordinance Hemp)

imagination and spawned a half-billion-dollar industry. With weed-friendly California putting the brakes on CBD sales, however, the future of that exploding market has been cast into doubt. It has also raised questions over just how well officials can enforce the ban, and whether — as CBD supporters insist — the state is actually increasing the risk of consumers purchasing fraudulent or adulterated products.

California's stance is part of a larger, quickly evolving universe of state and national regulations targeting cannabis. And CBD, in particular, is having a moment, albeit an embattled one.

In states where recreational and medical marijuana is legal, such as California, CBD derived from the cannabis plant is taxed and regulated, but can be sold only at dispensaries. But as far as the federal government is concerned, CBD pulled from industrial hemp is unregulated, untaxed and illegal.

The confusion is largely attributable to the fact that the U.S. Drug Enforcement Administration considers CBD a Schedule 1 substance, along with drugs such as heroin and LSD. This classification makes it very difficult, although not impossible, for researchers to legally study CBD's safety and efficacy as a medical treatment.

In the absence of scientific testing, the U.S. Food and Drug Administration has launched a crackdown on CBD products that make unproven medical claims, such as curing cancer. "The promotion and use of these unapproved products may keep some patients from accessing appropriate, recognized therapies to treat serious and even fatal diseases," FDA Commissioner Scott Gottlieb has said.

Colorado is choosing to ignore the federal government's position and is allowing growers to extract CBD from hemp. California, on the other hand, has decided to follow the FDA's lead — condemning the extract but doing very little in the way of keeping it out of the hands of consumers.

When asked why the state has gone this route, a spokesman from the California Department of Public Health said that state law requires the agency to adopt federal laws and regulations around food, drugs, cosmetics and medical devices.

Los Angeles cannabis attorney Hilary Bricken noted that this approach — to wait for the legality of hemp-derived CBD to shake out on the federal level — is easier and less expensive for the state. But this strategy also invites risk for consumers, she said.

"The only modicum of regulation here is prohibition — 'buyer beware,'" Bricken said. "You really don't know what you're getting."

As of late October, the state's Bureau of Cannabis Control had not taken any action against businesses selling foods or supplements containing CBD.

Products infused with hemp-derived CBD are still being peddled throughout the Golden State. They're sold in corner stores and health food markets such as Lassens and Erewhon and in coffee shops that sling $8 lattes fortified with CBD oil. Although some stores stopped hawking ingestible CBD products after the state released its guidelines, others, like Topikal, say they will keep selling CBD goods until they are stopped.

ADVERTISEMENT

Attachment: CBD Article (CD: Urgency Ordinance Hemp)

"We know that we're doing good in the world. It's not like we're selling an actual drug," said 24-year-old Gary Avetisyan, who also noted that his CBD oil is purchased by some parents who believe it can treat seizures. "Our lawyer told us not to worry about it."

Local environmental health agencies are responsible for enforcing the state guidelines, but few counties are doing much in the way of actual enforcement. The Los Angeles County Department of Public Health, for example, had yet to issue any CBD-related citations as of late October. San Diego County has found one facility in violation. On the more heavy-handed side is Orange County, recording 10 violations during routine inspections.

Retail stores like Topikal, which are not inspected by health agencies, are unlikely to be cited.

So if hemp-derived CBD is still readily available, why does the state's posture on the stuff matter?

CBD advocates contend that the state is instituting a largely toothless decree when instead it should be exploring ways to regulate *all* products infused with the extract — not just those sold at dispensaries, and regardless of whether they come from marijuana or hemp.

"People are using it and people should continue to have access to it," said Geoff Whaling, chairman of the National Hemp Assn. "But wouldn't we all like to know what we're taking is what is claimed on the label?"

Consumers who purchase a CBD product from a non-licensed retailer in California are, in a sense, blindly trusting that its purity and THC levels are sound. But research shows that's often not the case. A 2017 University of Pennsylvania study found that up to 70% of CBD products sold online may actually be mislabeled. Out of 84 items surveyed, 18 had THC levels high enough to potentially cause impairment.

Greg and Gary Avetisyan of Topikal sell products they make themselves, such as CBD pain cream and emu oil salve (popular among those suffering from eczema and psoriasis, they say) as well as items from other companies. All of their products are tested by a third party to ensure they're pesticide- and metal-free and contain less than 0.3% THC, the legal limit for hemp-derived CBD.

One of these products is Vybes, a tea-like juice drink infused with 15 milligrams of hemp-derived CBD. Its blush pink label, stylistically spare in a way that signals it's being marketed to millennials, asserts that "Hemp CBD, a nutrient made by Mother Nature, can help heal your mind, body and spirit." L.A.-based Vybes launched in January and in a matter of months was being sold at many of California's natural foods stores.

ADVERTISEMENT

The fledgling company took a big hit when the California Department of Public Health released its guidelines in July deeming hemp-derived CBD illegal, according to Vybes Chief Executive Jonathan Eppers. One of the product's distributors, fearing that the state would shut down its operations, dropped Vybes drinks shortly thereafter.

"We lost 60 stores that were buying tens of thousands of dollars of product from us, literally overnight," Eppers said.

Vybes is now focused on expanding in states that are friendlier toward CBD sales, such as Colorado. But even selling there is tricky. The city and county of Denver, for example, prohibit the sale of edible CBD products manufactured outside of Colorado.

Eppers said that despite these bureaucratic challenges, the company is still doing well and will not stop making the CBD drink. His lawyers contend that he is within his legal rights to do so. They point to Proposition 64, which not only legalized the recreational use of marijuana but also contained provisions authorizing the commercial production of industrial hemp in California.

They also cite the 2014 U.S. Farm Bill. In its current form, the bill allows industrial hemp to be grown for academic research and agricultural purpose only. Some states have chosen to interpret the law broadly and consider commercial activity as market research, opening the door for cultivators to begin stripping CBD from hemp.

Federal law may soon work in more explicit favor of hemp-derived CBD. This summer, U.S. Sen. Mitch McConnell (R-Ky.) added language to the 2018 Farm Bill that would remove hemp as a controlled substance. Lawmakers failed to vote on the bill before the Sept. 30 deadline, but CBD advocates hope that it could still pass in the lame-duck session after the midterm elections.

Regardless of the law, CBD continues to develop a reputation as a remedy to dozens of ailments, even though just one purported use for the extract — to treat epilepsy — has scientific evidence supporting it.

The hemp-derived CBD market is expected to top $591 million this year, according to Brightfield Group, a market research firm, and could grow to $22 billion by 2022 if the Farm Bill passes.

The Avetisyan brothers are riding that wave, but say they would welcome regulation on any level — state or federal.

"Whenever you're in a business of helping people and want to do it the right way," said Greg Avetisyan, "the regulations won't stop you."

Essential California Newsletter

The Washington Post

Health & Science

For CBD food craze, regulations and restrictions are all over the map

By Sophie Quinton
April 7

WHEAT RIDGE, Colo. — At Joshua Hudson's smoothie shop, a bohemian outpost called Twisted Smoothie i small strip mall here, customers can add a 15 mg or 30 mg shot of cannabidiol, or CBD, to their blended drin for a few extra dollars.

They also can get a minilecture from Hudson on the virtues of the cannabis extract, found in both hemp and marijuana, which he and other fans claim can ease a range of health problems without making users high.

"It makes everybody better," said Hudson from behind the counter. He takes CBD before important meeting and first dates to calm his nerves, he said. "I tell people, 'CBD — it's a natural Tylenol and Xanax mixed together.' "

Despite limited research on the compound's health benefits, hemp CBD has become a nationwide health-foo craze. Stressed-out people flock to cafes and restaurants that sell CBD cocktails and cookies, doughnuts and dog treats. Martha Stewart is advising a cannabis company on a line of CBD products for humans and pets.

ADVERTISING

Replay

Learn more

Attachment: CBD Article (CD: Urgency Ordinance Hemp)

Congress recently primed the market for more growth when it legalized hemp farming and sales natic But the Food and Drug Administration says businesses such as Hudson's cafe are unlawfully introducing drugs into the food supply.

The Federal Food, Drug and Cosmetic Act, first passed in 1938, makes it illegal to sell an active ingredient either in dietary supplements or in foods that will be sold across state lines. The FDA has approved a CBD-based drug, Epidiolex, for treating epileptic seizures and is evaluating other drugs that use the compound as active ingredient.

Nonetheless, the FDA's outgoing commissioner, Scott Gottlieb, told Congress in February that the agency might eventually allow sales of foods infused by diluted forms of the compound.

The solution could be a long time coming. "This is not a straightforward process," Gottlieb told a House Appropriations subcommittee.

Last week, the agency said it would hold a public hearing May 31 about products that contain cannabis compounds such as CBD. The hearing is meant to gather information as the FDA considers regulating such products but isn't intended to result in any decisions, the agency said.

Meanwhile, state and city lawmakers are making their own rules. A 2018 Colorado law contradicts federal rules, saying all parts of hemp plants can be added to food for sale. Regulators in California, Maine and New York City have sided with the FDA and banned adding CBD to food.

Many states don't allow hemp CBD to be sold to the public at all, whether as an oil, pills or mixed into smoothies. Ohio's medical cannabis law, for instance, includes hemp-derived CBD in its definition of marijuana, which means it can be bought only with a doctor's permission.

Hemp industry lobbyists are pushing lawmakers in more than a dozen states to approve bills that would expand hemp farming and access to CBD products. And Gottlieb's public statements have given many busine owners confidence that the federal government — and states — eventually will allow CBD-infused food.

"I think the FDA has — I think they have every intention of embracing the industry," said Andrew Aamot, president and chief executive of Sträva Craft Coffee, a Denver-based coffee roaster that sells CBD-infused beans. "But it's just gone so far so fast that they're trying to catch up."

When Hudson began offering CBD foods here in Wheat Ridge in 2016, he had to explain to almost every customer that CBD, unlike the better-known cannabis compound tetrahydrocannabinol, or THC, is not psychoactive. (THC in marijuana is what makes people feel high).

He has had to do less explaining recently, he said, as the extract has become more popular. "People are addin CBD to everything."

The Hemp Business Journal, an online publication that tracks the U.S. hemp industry, estimates that market for hemp CBD products will grow from $390 million in 2018 to $1.3 billion by 2022.

Hemp oil's grassy flavor is something of an acquired taste. But food manufacturers and chefs have found way to make it more palatable. The company that supplies Hudson's shop with CBD dissolves the extract into flavorless oil akin to coconut oil, for instance.

Offering CBD has been good for Hudson's Twisted Smoothie. Customers who add a $5 serving of the compound to their drinks can almost double the cost of their order.

At Blue Sparrow Coffee in Denver's hip RiNo neighborhood, baristas serve up nitro-cold-brew coffee made from CBD-infused beans. It tastes like, well, coffee. Anna Buck, a barista, said the brew is popular with customers who get jittery after drinking caffeine. "It's a good way to get over the over-caffeinated buzz that coffee can give you."

The beans at Blue Sparrow are roasted by Sträva in Denver. In recent years, CBD beans have become the lion share of Sträva's business, Aamot said. "It's where the growth is happening; it's where the interest and excitement comes from."

Sträva's biggest customers aren't hipsters, Aamot said — they're older coffee drinkers who say that the CBD version eases their aches and pains.

Yet CBD's health benefits remain unclear.

Studies have shown CBD to be effective as an epilepsy drug, and clinical trials in the United States are exploring whether the extract could help treat anxiety, post-traumatic stress disorder, Parkinson's disease tremors and chronic pain. But scientists generally say the research is too limited, and more needs to be done.

And some products aren't all they seem. A 2017 University of Pennsylvania study found that nearly 70 percer of CBD products sold online either contain more or less of the compound than their labels say. The FDA has sent companies numerous warning letters for making health claims without federal approval, such as that CB can treat cancer.

Companies that put CBD in food and drink also are operating in a legal gray area.

Businesses may be willing to sell CBD despite the legal risk because the 2018 farm bill made it clear hemp isn marijuana, said Daniel Shortt, a Seattle-based attorney at Harris Bricken who specializes in cannabis law.

"The stakes are not as high now," he said, as there's less risk of the U.S. Drug Enforcement Administration getting involved.

California public health regulators published guidelines last summer that said the state won't consider CBD t be an approved food additive or dietary supplement until federal or state officials say otherwise.

State lawmakers are considering a bill that would explicitly allow CBD-infused food.

In New York, state agriculture regulators allow businesses to sell CBD as a dietary supplement — which mea products must meet certain manufacturing standards — but ban using it in food.

In Texas, the Department of State Health Services last week removed hemp from its list of dangerous drugs. But people who sell CBD over the counter — or buy it — can still be prosecuted under a separate statute that says all cannabis products are illegal, said Shannon Edmonds, director of governmental relations for the Tex District & County Attorneys Association.

Under a 2015 state law, low-THC, high-CBD cannabis — including hemp — can be sold only to epilepsy patients.

But misinformation is widespread, Edmonds said. "Here at the state D.A.'s association, I get spam emails trying to sell me CBD oil and telling me it's legal, when I know that it's not. So I can see how people who may don't do their research could be confused."

The move by the state agency may cause further confusion, he said.

Jonathan Miller, general counsel for the U.S. Hemp Roundtable, a Lexington, Ky.-based coalition of hemp companies, said he's confident that state and federal law will come to embrace CBD.

"The good thing is, we know we're going to win — that CBD is too big to fail," he said, adding that the FDA clearly wants to find a solution. "It's just that while we're in this waiting period, it's a source of stress."

— Stateline

Quinton is a reporter for Stateline, an initiative of the Pew Charitable Trusts.

The Washington Post

Others cover stories. We uncover them.

Limited time offer: Get unlimited digital access for less than $1/week.

Send me this offer

Already a subscriber? Sign in

AGENDA
STAFF REPORT

MEETING DATE: 5/7/2019	**AGENDA SECTION:** B

SUBJECT:
Community Development: Introduce and waive the first reading of Ordnance 19-06, approving Municipal Code Amendment 2019-02, a request to amend Title 17, Section 17.08.030 of the Hanford Municipal Code by adding to the line D8 "dispensaries (non-storefront retail)" as a conditional use in the IH zone, amending line I23 to allow storefront retail dispensaries as a conditional use in the MX-D zone and amend Section 17.69 to allow medical and adult use commercial operations and to allow dispensaries.

See Attached Staff Report

FISCAL IMPACT:

ATTACHMENTS:
City Council Staff Report
ORDINANCE NO 19-06
Exhibit B to Ordinance: Chapter 17.69

CITY OF HANFORD
CITY COUNCIL

MEETING DATE: May 7, 2019

MUNICIPAL CODE AMENDMENT No. 2019-02, is a request by the City of Hanford to amend Title 17, Section 17.08.030 of the Hanford Municipal Code by adding to the line D8 "dispensaries (non-storefront retail) and microbusiness" as a conditional use in the IH zone, amending line I23 to allow storefront retail dispensaries as a conditional use in the MX-D zone and amend Section 17.69 to allow medical and adult use commercial operations and to allow dispensaries.

STAFF RECOMMENDATION

Staff recommends the City Council introduce and waive the first reading of Ordinance 19-06 approving Municipal Code Amendment 2019-02.

The Planning Commission reviewed the proposed amendments to Title 17 and recommended approval on April 23, 2019. The Planning Commission's recommendation included an amendment to Section 17.69.040 (b)(1) to add colleges to the list of uses required to be 600 feet from retail dispensaries.

RECOMMENDED MOTION

1. I move to introduce and waive the first reading of Ordinance 19-06 approving Municipal Code Amendment 2019-02.

PROJECT DESCIPTION

The project includes the amendment to Title 17, the Zoning Ordinance. During the City Council meeting on March 19, 2019 the Council approved an ordinance to allow adult use commercial cannabis businesses in addition to medical use. The City Council also directed staff to process an amendment to the Zoning Ordinance to designate MX-D as the zone to allow for storefront retail dispensaries and IH to allow non-storefront retail dispensaries and microbusinesses in the IH zone. At the same meeting, the Council also adopted a resolution limiting the number of storefront dispensaries to two, and non-storefront dispensaries to two as well.

The Zoning Ordinance I proposed to be amendment to delete references to limitation to medical cannabis business, since now both medical and adult use would be allowed and to identify the zones and to allow commercial cannabis businesses, including the newly added dispensaries and microbusiness category. The proposed amendments are

Attachment: City Council Staff Report (CD: Ordinance 19-06 Cannabis)

identified as shown in the Ordinance 19-06, Exhibit A, shown in bold (new text) and strikeout (deleted text).

Commercial cannabis businesses are identified as the following: cultivation, manufacturing, distribution, transportation, laboratory testing, microbusiness, and dispensaries. Dispensaries are divided into two categories, storefront retail and non-storefront retail. A storefront retail store would service customers onsite. A non-storefront retail will be a delivery only business with no customers on site.

The first section to be amendment is Table 17.08.030 in Chapter 17.08, commonly referred to as the zoning table. The proposed amendments to the table are found in Exhibit A of the resolution, new text in bold and deleted text in strikethrough and as shown below.

The amendments include the following to lines D8 and I23:

Commercial, Office, and Industrial Use Table

P = Use is Permitted by Right ····· C = Use Requires Conditional Use Permit
A = Use Requires Administrative Use Permit ····· T = Use Requires Temporary Use Permit
Blank = Use is Not Allowed

	Land Uses	Commercial Zones				Mixed Use Zones			Industrial and Office Zones				Other Zones			
		C-N	C-R	C-S	C-H	MX-N	MX-C	MX-D	O-R	O	I-L	I-H	AP	PF	CO	Specific Land Use Standards (See identified Section)
D8	Cannabis cultivation, manufacture, distribution, transportation, microbusiness, non-storefront dispensaries and laboratory testing											C				See Chapters 5.56 and 17.69

Attachment: City Council Staff Report (CD: Ordinance 19-06 Cannabis)

Commercial, Office, and Industrial Use Table P = Use is Permitted by Right C = Use Requires Conditional Use Permit A = Use Requires Administrative Use Permit T = Use Requires Temporary Use Permit Blank = Use is Not Allowed																
		Commercial Zones				Mixed Use Zones			Industrial and Office Zones				Other Zones			
	Land Uses	C-N	C-R	C-S	C-H	MX-N	MX-C	MX-D	O-R	O	I-L	I-H	AP	PF	CO	Specific Land Use Standards (See identified Section)
I23	Cannabis Storefront dispensary or sales							C								See Chapters 5.56 and 17.69

The proposed project also include the addition of Chapter 17.69, attached as Exhibit B in the ordinance. The proposed language removed the limitation to medical only cannabis businesses and includes minor amendments to the limitations on proximity to residential zoned property as well as schools, daycares and other youth facility. After reviewing the language for youth facility, it was determined that the language is too vague and left to much room for interpretation. Staff is recommending that the language include the following:

"Youth Facility" means any public or private facility that is primarily used to host recreation or social activities for minors, including, but not limited to, private youth membership organizations or clubs, social service teenage club facilities, video arcades where 10 or more video games or game machines or devices are operated, and where minors are legally permitted to conduct business, or similar amusement park facilities. It shall also include a park, playground or recreational area specifically designed to be used by children which has play equipment installed, including public grounds designed for athletic activities such as baseball, softball, soccer, or basketball or any similar facility located on a public or private school grounds, or on city, county or state parks. This definition shall not include any private commercial activity including martial arts, yoga, ballet, music or similar studio of this nature nor shall it include any private athletic training facility or pizza parlor, dentist office or doctor's office primarily serving children.

The amendments provide clarification and do not change the current distance requirements. Any proposed commercial cannabis facility will be required to be at least 200 feet from any property zoned RL-5, RL-8, RL-12, RH and RM and 600 feet from schools, daycares and youth facilities that exist at the time the application is submitted to the City. The distance requirements are consistent with the State regulations.

ENVIRONMENTAL DOCUMENT

The ordinance is exempt under Section 15061(b) (3) because it can be seen with certainty that there is no possibility that the activity in question may have a significant effect on the environment. The ordinance permits a very limited number of commercial cannabis businesses, and the commercial cannabis businesses will have no impacts that are different than the farming, manufacturing, distribution, laboratory, and delivery activities already authorized within the City. Furthermore, the city's Municipal Code contains requirements that prevent any potential impacts on the environment that may be unique to businesses involving cannabis. For example, the ordinance establishes prohibitions on nuisance odors, glare, excess energy usage, and establishes safety protections to prevent crime or deterioration of the business area into blight, prohibition on usages of hazardous chemicals except for those usages that are consistent with state standards for those chemicals, and a prohibition on usage of excess water in violation of drought laws etc. Further, there is no possibility that this ordinance would create cumulative impacts that are significant because this ordinance does not authorize a total number of businesses in the city than would have been otherwise authorized, does not authorize construction or other related activities or any other activities that are not already permitted, except that the ordinance allows the same activities but with a different material (medical cannabis and nonmedical cannabis) that is being grown, sold, transported, or otherwise utilized in some form; there are no other significant impacts that could occur as a result of this ordinance, and there are no unusual circumstances that would cause any such significant impacts;

The ordinance is also exempt under Section 15183 (projects consistent with a community plan, general plan, or zoning) since the types of businesses permitted by the ordinance are consistent with those contemplated by general plan and zoning, such as farming, manufacture, retail and distribution of other agriculture products and/or products to be used as pharmaceuticals;

ORDINANCE NO. 19-06

AN ORDINANCE APPROVING MUNICIPAL CODE AMENDMENT 2019-02, AN AMENDMENT TO TITLE 17, SECTION 17.08.030 OF THE HANFORD MUNICIPAL CODE, ADDING TO THE LINE D8 "DISPENSARIES (NON-STOREFRONT RETAIL)" AS A CONDITIONAL USE IN THE IH ZONE, AMENDING LINE I23 TO ALLOW STOREFRONT RETAIL DISPENSARIES AS A CONDITIONAL USE IN THE MX-D ZONE AND AMEND SECTION 17.69 TO ALLOW MEDICAL AND ADULT USE COMMERCIAL OPERATIONS AND TO ALLOW DISPENSARIES.

The City Council of the City of Hanford does ordain as follows:

Section 1: The Hanford Municipal Code Title 17, the Zoning Ordinance contains regulations to ensure the public health, safety, peace, comfort, convenience, prosperity and general welfare of the citizens of Hanford, including zoning categories, allowed uses and development standards.

Section 2: The City Council has held a public hearing on the amendment to Chapter 17.08 and 17.69 which will allow storefront retail in the MX-D zone and non-storefront retail in the IH zone and amendments to the development standards for cannabis businesses in the City of Hanford.

Section 3: The City Council finds that the adoption of this ordinance is exempt from environmental review under the California Environmental Quality Act (CEQA) pursuant to the following sections of the CEQA Guidelines, 14 Cal. Code of Regulations, Chapter 3:

A. The ordinance is exempt under Section 15061(b) (3) because it can be seen with certainty that there is no possibility that the activity in question may have a significant effect on the environment. The ordinance permits a very limited number of commercial cannabis businesses, and the commercial cannabis businesses will have no impacts that are different than the farming, manufacturing, distribution, laboratory, and delivery activities already authorized within the City. Furthermore, the city's Municipal Code contains requirements that prevent any potential impacts on the environment that may be unique to businesses involving cannabis. For example, the ordinance establishes prohibitions on nuisance odors, glare, excess energy usage, and establishes safety protections to prevent crime or deterioration of the business area into blight, prohibition on usages of hazardous chemicals except for those usages that are consistent with state standards for those chemicals, and a prohibition on usage of excess water in violation of drought laws etc. Further, there is no possibility that this ordinance would create cumulative impacts that are significant because this ordinance does not authorize a total number of businesses in the city than would have been otherwise authorized, does not authorize construction or other related activities or any other activities that are not already permitted, except that the ordinance allows the same activities but with a different material (medical cannabis and nonmedical cannabis) that is being grown, sold, transported, or otherwise utilized in some form; there are no other

significant impacts that could occur as a result of this ordinance, and there are no unusual circumstances that would cause any such significant impacts;

B. The ordinance is also exempt under Section 15183 (projects consistent with a community plan, general plan, or zoning) since the types of businesses permitted by the ordinance are consistent with those contemplated by general plan and zoning, such as farming, manufacture, retail and distribution of other agriculture products and/or products to be used as pharmaceuticals;

SECTION 4: The City Council of the City of Hanford does ordain that Title 17 is hereby amended as shown in Exhibit A and B.

SECTION 5. That the ordinance shall take effect thirty (30) days after its passage, and shall be published once in the Hanford Sentinel within fifteen (15) days after its passage or a summary of this ordinance shall be published in the Hanford Sentinel in a manner consistent with the requirements of the California Government Code.

Passed and adopted at a regular meeting of the City Council of the City of Hanford duly called and held on May 7, 2019, by the following roll call vote:

AYES:_____

NOES: _____

ABSTAIN: _____

ABSENT: _____

APPROVED

_____
Sue Sorenson
MAYOR of the City of Hanford

ATTEST:

_____
SARAH MARTINEZ
CITY CLERK

STATE OF CALIFORNIA)
COUNTY OF KINGS) ss
CITY OF HANFORD)

I SARAH MARTINEZ, City Clerk of the City of Hanford, do hereby certify the foregoing ordinance was duly introduced at a regular meeting of the City Council of the City of Hanford on the 7th day of May, 2019, and it was duly passed and adopted at a regular meeting of the City Council of the City of Hanford held on the ____ day of ____, 2019.

_____
SARAH MARTINEZ
CITY CLERK

Exhibit A
Chapter 17.08

	Commercial, Office, and Industrial Use Table															
	P = Use is Permitted by Right ····· C = Use Requires Conditional Use Permit A = Use Requires Administrative Use Permit ····· T = Use Requires Temporary Use Permit Blank = Use is Not Allowed															
		Commercial Zones				**Mixed Use Zones**			**Industrial and Office Zones**				**Other Zones**			
	Land Uses	**C-N**	**C-R**	**C-S**	**C-H**	**MX-N**	**MX-C**	**MX-D**	**O-R**	**O**	**I-L**	**I-H**	**AP**	**PF**	**CO**	**Specific Land Use Standards (See identified Section)**
D8	Cannabis cultivation, manufacture, distribution, transportation, microbusiness, non-storefront dispensaries and laboratory testing											C				See Chapters 5.56 and 17.69

	Commercial, Office, and Industrial Use Table															
	P = Use is Permitted by Right C = Use Requires Conditional Use Permit A = Use Requires Administrative Use Permit T = Use Requires Temporary Use Permit Blank = Use is Not Allowed															
		Commercial Zones				**Mixed Use Zones**			**Industrial and Office Zones**				**Other Zones**			
	Land Uses	**C-N**	**C-R**	**C-S**	**C-H**	**MX-N**	**MX-C**	**MX-D**	**O-R**	**O**	**I-L**	**I-H**	**AP**	**PF**	**CO**	**Specific Land Use Standards (See identified Section)**
I23	Cannabis Storefront dispensary or sales							C								See Chapters 5.56 and 17.69

Attachment: ORDINANCE NO 19-06 (CD: Ordinance 19-06 Cannabis)

Exhibit B
Chapter 17.69

Chapter 17.69 COMMERCIAL CANNABIS-RELATED USES AND ACTIVITY

17.69.010 Purpose.

The purpose of this chapter is to further fulfill the purposes and intents set forth in Title 5 of the Hanford Municipal Code. No person shall operate a commercial ~~medical~~ cannabis business without first obtaining a City commercial ~~medical~~ cannabis business permit and complying with all the requirements of Title 5 of the Hanford Municipal Code and complying with all applicable State law requirements including obtaining a license or permit required by the State to operate a commercial ~~medical~~ cannabis business.

17.69.020 Definitions.

Unless otherwise provided herein, the terms used in this chapter shall have the meanings ascribed to them in Title 5 of the Hanford Municipal Code.

17.69.030 Location of commercial cannabis businesses—Storefront Retail Dispensaries.

~~Commercial cannabis~~ Storefront retail dispensaries shall be a conditional use in the MX-D zone, subject to the following requirements: ~~not be permitted in any zone in the City.~~

A. Storefront retail dispensaries shall be located no closer than two hundred (200) feet to any property zoned RL-5, RL-8, RL-12, R-M, R-H that is in existence at the time the application is submitted. If any part of an MX-D zoned parcel falls within the two hundred (200) foot radius from the above listed residentially zoned properties, then the entire parcel shall be excluded from allowing the commercial cannabis business.

B. It shall be no closer than six hundred (600) feet from any portion of any parcel containing any of the following that is in existence at the time the application is submitted:
   1. A school (whether public, private, or charter; including pre-school, transitional kindergarten, colleges and K-12);
   2. A daycare facility serving nine (9) or more children and is licensed by the County;
   3. Any youth facility as defined in State of California Health and Safety Code Section 11353.1(e)(2). Youth Facility is further defined to mean any public or private facility that is primarily used to host recreation or social activities for minors, including, but not limited to, private youth membership organizations or clubs, social service teenage club facilities, video arcades where 10 or more video games or game machines or devices are operated, and where minors are legally permitted to conduct business, or similar amusement park facilities. It shall also include a park, playground or recreational area specifically designed to be used by children which has play equipment installed, including public grounds designed for athletic activities such as baseball, softball, soccer, or basketball or any similar facility located on a public or private school grounds, or on city, county or state

Formatted: Font: 12 pt
Formatted: Font: 12 pt
Formatted: Font: 12 pt
Formatted: Font: 12 pt
Formatted: Font: 12 pt
Formatted: Font: 12 pt
Formatted: Font: 12 pt
Formatted: Font: (Default) Times New Rom pt, Font color: Black
Formatted: Font: 12 pt
Formatted: Font: (Default) Times New Rom pt, Font color: Black
Formatted: List Paragraph, Space After: 12 spacing: single, Numbered + Level: 1 + Nu Style: A, B, C, … + Start at: 1 + Alignment: Le Aligned at: 0.5" + Indent at: 0.75"
Formatted: Font: 12 pt
Formatted: Font: (Default) Times New Rom
Formatted: Font: 12 pt
Formatted: Font: (Default) Times New Rom pt, Font color: Black
Formatted: Font: 12 pt
Formatted
Formatted: Font: 12 pt
Formatted
Formatted: Font: 12 pt
Formatted
Formatted
Formatted: Font: 12 pt
Formatted: Font: (Default) Times New Rom
Formatted
Formatted
Formatted: Font: 12 pt
Formatted
Formatted
Formatted: Font: 12 pt
Formatted
Formatted
Formatted

parks. This definition shall not include any private commercial activity including martial arts, *yoga, ballet, music or similar studio of this nature nor shall it include any private athletic training facility or pizza parlor, dentist office or doctor's office primarily serving children.*

4.

17.69.040 Location of commercial ~~medical~~ cannabis businesses~~—All types other than dispensaries:~~ Cultivation, dispensaries (non-storefront retail), microbusiness, manufacturing, testing facilities, distributors and transporting.

Formatted: Font: 12 pt

Formatted: Font: 12 pt

Commercial ~~medical~~ cannabis businesses ~~other than dispensaries~~, including those permitted to engage in cultivation, dispensaries (non-storefront retail), microbusiness, manufacturing, testing, distribution and transporting of cannabis and cannabis products shall be permitted only if all the following requirements are met:

A. The commercial ~~medical~~ cannabis business, other than a storefront retail dispensary, must be located on property zoned I-H-Heavy Industrial District.

B. The property on which the commercial ~~medical~~ cannabis business is located must also meet all of the following distance requirements:

1. It shall be no closer than two hundred (200) feet to any property zoned RL-5, RL-8, RL-12, R-M, R-H that is in existence at the time the application is submitted.~~feet of~~ including any legal nonconforming residential uses as of the date the commercial ~~medical~~ cannabis business permit is issued. If any part of an I-H zoned parcel falls two hundred (200) foot radius from residentially zoned properties within the City, then the entire parcel shall be excluded from allowing the commercial medical cannabis business.

2. It shall be no closer than six hundred (600) feet from any portion of any parcel containing any of the following that is in existence at the time the application is submitted~~:~~

a. A school (whether public, private, or charter;~~,~~ including pre-school, transitional kindergarten, and K-12);

b. A daycare facility serving nine (9) or more children and is licensed by the County.~~,~~

Safety Code Section 11353.1(e)(2)~~.~~ Youth Facility is further defined to mean any public or private facility that is primarily used to host recreation or social activities for minors, including, but not limited to, private youth membership organizations or clubs, social service teenage club facilities, video arcades where 10 or more video games or game machines or devices are operated, and where minors are legally permitted to conduct business, or similar amusement park facilities. It shall also include a park, playground or recreational area specifically designed to be used by children which has play equipment installed, including public grounds designed for athletic activities such as baseball, softball, soccer, or basketball or any similar facility located

on a public or private school grounds, or on city, county or state parks. This definition shall not include any private commercial activity including martial arts, yoga, ballet, music or similar studio of this nature nor shall it include any private athletic training facility or pizza parlor, dentist office or doctor's office primarily serving children.

17.69.050 Distances measured—Applicable properties.

The distance between parcels shall be the horizontal distance measured in a straight line from any property line of the sensitive use to the closest property line of the lot on which the commercial ~~medical~~ cannabis business is to be located, without regard to any intervening structures. The distance requirements in this chapter shall only be applicable with respect to properties located in the City's limits, unless otherwise required by State law. The distance requirements shall not be applicable with respect to any property located outside the City limits.

17.69.060 Certification from the Community Development Director.

Prior to commencing operations, a commercial ~~medical~~ cannabis business must obtain a certification from the Community Planning Director or designee certifying that the business is located on a site that meets all the requirements of this title and Title 5.

Formatted: Font: 12 pt

Formatted: Font: 12 pt

Formatted: Font: 12 pt

Formatted: Font: 12 pt

AGENDA
STAFF REPORT

MEETING DATE: 5/7/2019	**AGENDA SECTION:** C

SUBJECT:
Approve City's 2019-2023 Community Development Block Grant Consolidated Plan, the first year's Annual Action Plan, Amendments to the Citizen Participation Plan and Analysis of Impediments to Fair Housing Choice.

See staff report, attached.

FISCAL IMPACT:

ATTACHMENTS:
City Council Staff Report - CDBG 5.7.19 gd
4.30.19.DRAFT.Hanford Full Document
5.1.19.WITH CORRECTIONS. AI _2019_Draft Hanford
citizen participation plan 2019
Citizen Participation Development

CITY OF HANFORD CITY COUNCIL
STAFF REPORT

MEETING DATE: Tuesday, May 7, 2019

SUBJECT: **COMMUNITY DEVELOPMENT BLOCK GRANT (CDBG):** a request to review and approve the 2019-2023 Community Development Block Grant (CDBG) Consolidated Plan, the first Annual Action Plan, Analysis of Impediments to Fair Housing Choice and Amendments to the Citizen Participation Plan.

STAFF RECOMMENDATION

Staff recommends that the City Council:

1. Review and Approve the proposed Community Development Block Grant Documents: 2019-2023 Community Development Block Grant (CDBG) Consolidated Plan (ConPlan), the first Annual Action Plan, Analysis of Impediments to Fair Housing Choice and Amendments (AI) to the Citizen Participation Plan

BACKGROUND

Every five years, Hanford as an Entitlement City is required to prepare and adopt a 5-year Consolidated Plan and a yearly Action Plan for submittal, and approval by Housing and Urban Development (HUD). The Consolidated Plan must include a description of the community's needs, resources and priorities. The Annual Action Plan must describe the proposed activities to be undertaken and specific planned uses of the CDBG funds during the current program year. As an Entitlement City, the City must also prepare an Analysis of Impediments to Fair Housing Choice that focuses on actions, omissions and decisions made because of race, color, religion, sex, disability, familial status or national origin, which restrict, or have the effect of restricting, housing choices or the availability of housing choices in the City of Hanford. Additionally, the City must prepare a Citizen Participation Plan that outlines the City's plan to outreach to low-to-moderate income residents, non-English speakers and individuals with disabilities.

During the City Council Study Session on February 19, 2019, an update was provided by Staff and The Ramsay Group (TRG) regarding the Consolidated Plan process. The purpose of the update was to provide City Council an opportunity to give direction and feedback on the types of programs, services, and public improvement goals needed during this planning term. TRG also provided an update of what had been completed thus far and provided information on what to expect during the planning process.

The City of Hanford has identified five priority development areas to meet the greatest needs of residents in the City. Priorities are based on the following:

Attachment: City Council Staff Report - CDBG 5.7.19 gd (Approve the CDBG Five-Year Consolidated Plan 2019-2023)

- Responses to the Community Survey conducted in December 2018
- Information gathered in specific focus groups
- Interviews with various organizations and service providers in the housing and community development field; and
- Data obtained from the 2010 Census, the American Community Surveys, Needs Assessment, and the City's General Plan.

Staff used this opportunity to review the existing Citizen Participation Plan and is recommending a few updates:

- The proposed revisions to the plan would allow for increases or decreases between action plan activities totaling $15,000 to 40 percent of the original approved allocation.

- In addition, the CDBG definitions, were added to the plan as Attachment D.

Public Review and Comment: Draft copies of the proposed Consolidated Plan, Annual Action Plan and Citizen Participation Plan were made available for a 30-day review period from March 29, 2019 to April 29, 2019. There were no comments received during the public comment period.

FISCAL IMPACT

Failure to approve the plans and submit to HUD will result in the City not receiving its allocations from HUD.

ATTACHMENTS

Attachment A- Consolidated Plan/Annual Action Plan
Attachment B- Analysis of Impediments to Fair Housing Choice
Attachment C- Citizen Participation Plan
Attachment D- Citizen Participation

DRAFT
City of Hanford 2019-2023 Consolidated Plan, including the 2019 Annual Action Plan Community Development Block Grant

EQUAL HOUSING OPPORTUNITY

Attachment: 4.30.19.DRAFT.Hanford Full Document (Approve the CDBG Five-Year Consolidated Plan 2019-2023)

NEEDS ASSESSMENT

NA-05 OVERVIEW

Needs Assessment Overview

The Needs Assessment of the Consolidated Plan, in conjunction with information gathered through consultations and the citizen participation process, will provide a clear picture of the City's needs related to affordable housing, community development, and homelessness. From this Needs Assessment, the City identified those needs with the highest priority, which will form the basis for the Strategic Plan and the programs and projects to be administered.

The housing needs of the City are assessed by analyzing various demographic and economic indicators. Developing a picture of the current needs in the community begins by looking at broad trends in population, area median income, the number of households, etc. The next step is intersecting those data points with a more nuanced analysis of variables such as family and household dynamics, race, and housing problems.

A key goal of the needs assessment is to identify the nature and prevalence of housing problems experienced by the residents of the City. The main housing problems looked at are: (a) cost-burdened households; (b) substandard housing; and (c) overcrowding. Furthermore, these housing problems are juxtaposed with economic and demographic indicators to discern if certain groups carry a disproportionate burden. Are African-Americans more cost-burdened than other racial groups? Do low-income households experience higher levels of overcrowding? Do large families have more housing problems than small families? These sorts of questions are empirically answered through data analysis. Understanding the magnitude and incidence of housing problems in the community is crucial in aiding the City to set evidence-based priorities for the CDBG Program. The area's public housing needs, homeless, non-homeless special housing needs and non-housing community development needs, such as public services are also discussed.

The City of Hanford has identified five priority development areas to meet the greatest needs of residents in the City. Priorities are based on responses to the 2018 Community Survey conducted in the City, information gathered in specific focus groups, interviews with various organizations and service providers in the housing and community development field, and data obtained from the 2010 Census, the American Community Surveys, Comprehensive Housing Affordability Strategy, and the City's General Plan. Below are the City's priority areas: **TBD**

More detailed priorities and accomplishment projections for Housing, Community Development, Homeless and Special Needs populations and anticipated accomplishments are presented in the appropriate narrative sections and tables within this document.

DRAFT

Attachment: 4.30.19.DRAFT.Hanford Full Document (Approve the CDBG Five-Year Consolidated Plan 2019-2023)

NA-10 HOUSING NEEDS ASSESSMENT - 24 CFR 91.205 (A,B,C)

Summary of Housing Needs

Demographics	Base Year: 2000	Most Recent Year: 2013	% Change
Population	41,686	54,195	30%
Households	14,721	17,161	17%
Median Income	$37,582.00	$52,614.00	40%

TABLE 1 - HOUSING NEEDS ASSESSMENT DEMOGRAPHICS

Data Source: 2000 Census (Base Year), 2009-2013 ACS (Most Recent Year)

Number of Households Table

	0-30% HAMFI	>30-50% HAMFI	>50-80% HAMFI	>80-100% HAMFI	>100% HAMFI
Total Households	1,545	1,760	2,445	1,780	9,630
Small Family Households	700	530	1,095	765	5,320
Large Family Households	240	365	435	370	1,260
Household contains at least one person 62-74 years of age	195	425	380	275	1,565
Household contains at least one person age 75 or older	125	275	380	220	625
Households with one or more children 6 years old or younger	595	430	600	540	1,685

TABLE 2 - TOTAL HOUSEHOLDS TABLE

Data Source: 2009-2013 CHAS

DRAFT

Attachment: 4.30.19.DRAFT.Hanford Full Document (Approve the CDBG Five-Year Consolidated Plan 2019-2023)

Housing Needs Summary Tables

1. Housing Problems (Households with one of the listed needs)

	Renter					Owner				
	0-30% AMI	**>30-50% AMI**	**>50-80% AMI**	**>80-100% AMI**	**Total**	**0-30% AMI**	**>30-50% AMI**	**>50-80% AMI**	**>80-100% AMI**	**Total**
NUMBER OF HOUSEHOLDS										
Substandard Housing - Lacking complete plumbing or kitchen facilities	60	25	55	80	220	0	0	0	0	0
Severely Overcrowded - With >1.51 people per room (and complete kitchen and plumbing)	95	40	40	0	175	0	10	40	10	60
Overcrowded - With 1.01-1.5 people per room (and none of the above problems)	205	140	300	95	740	0	0	105	75	180
Housing cost burden greater than 50% of income (and none of the above problems)	500	515	65	0	1,080	165	185	310	85	745
Housing cost burden greater than 30% of income (and none of the above problems)	95	230	520	325	1,170	25	200	285	195	705

DRAFT

Attachment: 4.30.19.DRAFT.Hanford Full Document (Approve the CDBG Five-Year Consolidated Plan 2019-2023)

	Renter					Owner				
	0-30% AMI	>30-50% AMI	>50-80% AMI	>80-100% AMI	Total	0-30% AMI	>30-50% AMI	>50-80% AMI	>80-100% AMI	Total
Zero/negative Income (and none of the above problems)	175	0	0	0	175	45	0	0	0	45

TABLE 3 – HOUSING PROBLEMS TABLE

Data Source: 2009-2013 CHAS

2. Housing Problems 2 (Households with one or more Severe Housing Problems: Lacks kitchen or complete plumbing, severe overcrowding, severe cost burden)

	Renter					Owner				
	0-30% AMI	>30-50% AMI	>50-80% AMI	>80-100% AMI	Total	0-30% AMI	>30-50% AMI	>50-80% AMI	>80-100% AMI	Total
NUMBER OF HOUSEHOLDS										
Having 1 or more of four housing problems	860	725	460	175	2,220	165	195	455	170	985
Having none of four housing problems	255	425	805	755	2,240	40	415	725	685	1,865
Household has negative income, but none of the other housing problems	175	0	0	0	175	45	0	0	0	45

TABLE 4 – HOUSING PROBLEMS 2

Data Source: 2009-2013 CHAS

3. Cost Burden > 30%

	Renter				Owner			
	0-30% AMI	>30-50% AMI	>50-80% AMI	Total	0-30% AMI	>30-50% AMI	>50-80% AMI	Total
NUMBER OF HOUSEHOLDS								
Small Related	439	330	425	1,194	40	120	330	490
Large Related	190	265	70	525	0	60	170	230
Elderly	95	130	74	299	104	175	189	468

OMB Control No: 2506-0117 (exp. 06/30/2018)

DRAFT

Attachment: 4.30.19.DRAFT.Hanford Full Document (Approve the CDBG Five-Year Consolidated Plan 2019-2023)

	Renter				Owner			
	0-30% AMI	**>30-50% AMI**	**>50-80% AMI**	**Total**	**0-30% AMI**	**>30-50% AMI**	**>50-80% AMI**	**Total**
Other	155	230	210	595	44	40	20	104
Total need by income	879	955	779	2,613	188	395	709	1,292

TABLE 5 – COST BURDEN > 30%

Data Source: 2009-2013 CHAS

4. Cost Burden > 50%

	Renter				Owner			
	0-30% AMI	**>30-50% AMI**	**>50-80% AMI**	**Total**	**0-30% AMI**	**>30-50% AMI**	**>50-80% AMI**	**Total**
NUMBER OF HOUSEHOLDS								
Small Related	435	190	35	660	40	80	200	320
Large Related	170	140	0	310	0	30	45	75
Elderly	50	105	55	210	85	55	90	230
Other	110	180	0	290	40	30	20	90
Total need by income	765	615	90	1,470	165	195	355	715

TABLE 6 – COST BURDEN > 50%

Data Source: 2009-2013 CHAS

5. Crowding (More than one person per room)

	Renter					Owner				
	0-30% AMI	**>30-50% AMI**	**>50-80% AMI**	**>80-100% AMI**	**Total**	**0-30% AMI**	**>30-50% AMI**	**>50-80% AMI**	**>80-100% AMI**	**Total**
NUMBER OF HOUSEHOLDS										
Single family households	290	180	315	95	880	0	0	100	65	165
Multiple, unrelated family households	45	0	20	0	65	0	10	45	20	75
Other, non-family households	0	0	0	0	0	0	0	0	0	0
Total need by income	335	180	335	95	945	0	10	145	85	240

OMB Control No: 2506-0117 (exp. 06/30/2018)

DRAFT

Attachment: 4.30.19.DRAFT.Hanford Full Document (Approve the CDBG Five-Year Consolidated Plan 2019-2023)

TABLE 7 – CROWDING INFORMATION – 1/2

Data Source: 2009-2013 CHAS

	Renter				Owner			
	0-30% AMI	**>30-50% AMI**	**>50-80% AMI**	**Total**	**0-30% AMI**	**>30-50% AMI**	**>50-80% AMI**	**Total**
Households with Children Present	0	0	0	0	0	0	0	0

TABLE 8 – CROWDING INFORMATION – 2/2

Data Source Comments:

Describe the number and type of single person households in need of housing assistance.

Under the U.S. Census Bureau definition, family households consist of two or more individuals who are related by birth, marriage, or adoption, although they also may include other unrelated people. Nonfamily households, or single-person households, consist of people who live alone or who share their residence with unrelated individuals.

Housing Problems are defined by HUD as a household which: (1) occupies a unit with physical defects (lacks complete kitchen or bathroom); (2) meets the definition of overcrowded; or (3) spends more than 30% of income on housing cost. Households experiencing one or more of these problems would more likely to need housing assistance than other residents. According to Comprehensive Housing Affordability Strategy (CHAS) 2008-2012 data, 1,680 single-person households, or 40 percent of all single-person households, have a housing problem.

Single-person households often include seniors or young adults. However, Seniors are often at greater risk due to rising housing costs. The assistance needed by any elderly household results from their fixed incomes, higher rate of physical disabilities and common need for assistance from others.

DRAFT

Attachment: 4.30.19.DRAFT.Hanford Full Document (Approve the CDBG Five-Year Consolidated Plan 2019-2023)

Disproportionate Housing Needs	(Hanford, CA CDBG) Jurisdiction			(Hanford-Corcoran, CA) Region		
Households experiencing any of 4 housing problems	**# with problems**	**# households**	**% with problems**	**# with problems**	**# households**	**% with problems**
Race/Ethnicity						
White, Non-Hispanic	2,270	8,614	26.35%	5,850	18,715	31.26%
Black, Non-Hispanic	490	1,130	43.36%	1,140	2,375	48.00%
Hispanic	3,475	6,475	53.67%	9,200	17,185	53.54%
Asian or Pacific Islander, Non-Hispanic	257	575	44.70%	603	1,504	40.09%
Native American, Non-Hispanic	4	63	6.35%	117	321	36.45%
Other, Non-Hispanic	190	305	62.30%	334	673	49.63%
Total	6,680	17,165	38.92%	17,240	40,785	42.27%
Household Type and Size						
Family households, <5 people	3,320	9,975	33.28%	8,740	23,295	37.52%
Family households, 5+ people	1,680	2,990	56.19%	4,775	8,265	57.77%
Non-family households	1,680	4,200	40.00%	3,730	9,225	40.43%
Households experiencing any of 4 Severe Housing Problems	**# with severe problems**	**# households**	**% with severe problems**	**# with severe problems**	**# households**	**% with severe problems**
Race/Ethnicity						
White, Non-Hispanic	1,050	8,614	12.19%	2,925	18,715	15.63%
Black, Non-Hispanic	139	1,130	12.30%	544	2,375	22.91%
Hispanic	2,230	6,475	34.44%	6,150	17,185	35.79%
Asian or Pacific Islander, Non-Hispanic	112	575	19.48%	303	1,504	20.15%
Native American, Non-Hispanic	0	63	0.00%	87	321	27.10%
Other, Non-Hispanic	160	305	52.46%	254	673	37.74%
Total	3,700	17,165	21.56%	10,285	40,785	25.22%

Note 1: The four housing problems are: incomplete kitchen facilities, incomplete plumbing facilities, more than 1 person per room, and cost burden greater than 30%. The four severe housing problems are: incomplete kitchen facilities, incomplete plumbing facilities, more than 1 person per room, and cost burden greater than 50%.

Note 2: All % represent a share of the total population within the jurisdiction or region, except household type and size, which is out of total households.

Note 3: Data Sources: CHAS

Note 4: Refer to the Data Documentation for details (www.hudexchange.info/resource/4848/affh-data-documentation).

OMB Control No: 2506-0117 (exp. 06/30/2018)

Attachment: 4.30.19.DRAFT.Hanford Full Document (Approve the CDBG Five-Year Consolidated Plan

Estimate the number and type of families in need of housing assistance who are disabled or victims of domestic violence, dating violence, sexual assault and stalking.

Persons with Disabilities

Physical and mental disabilities can hinder access to housing units of conventional design as well as limit the ability of the disabled individuals to earn an adequate income. The proportion of physically disabled individuals is increasing nationwide due to overall increased longevity and lower fatality rates. Mentally disabled individuals include those disabled by a psychiatric illness or injury, including schizophrenia, Alzheimer's disease, AIDS-related infections and conditions related to brain trauma. Disabilities tabulated by the Census include sensory, physical and mental limitations.

According to 2015 ACS data, 25% of Hanford's population has some sort of disability, which is higher than the regional average of 22%. The highest disability types are ambulatory and self-care difficulty. These persons often require specially designed dwellings to permit access within the unit, as well as to and from the site. They also have special needs regarding location. Because of their limited mobility, this population often needs to live close or have transportation assistance to shopping and medical facilities.

	(Hanford, CA CDBG) Jurisdiction		**(Hanford-Corcoran, CA) Region**	
Disability Type	**#**	**%**	**#**	**%**
Hearing difficulty	1,740	3.58%	3,972	3.34%
Vision difficulty	892	1.84%	2,413	2.03%
Cognitive difficulty	2,156	4.44%	4,919	4.14%
Ambulatory difficulty	3,753	7.73%	7,499	6.31%
Self-care difficulty	1,308	2.69%	2,784	2.34%
Independent living difficulty	2,281	4.70%	4,951	4.17%

Note 1: All % represent a share of the total population within the jurisdiction or region.
Note 2: Data Sources: ACS
Note 3: Refer to the Data Documentation for details (www.hudexchange.info/resource/4848/affh-data-documentation).

Fair Housing Accessibility Standards and California Administrative Code Title 24 sets forth access and adaptability requirements for the physically handicapped (disabled). These regulations apply to public buildings such as motels, employee housing, factory-built housing and privately funded newly constructed apartment houses containing five or more dwelling units. The regulations also require that ramp ways, larger door widths, restroom modifications, etc. be designed to enable free access. Such standards, however, are not mandatory of new single-family residential construction. The City of Hanford offers an Emergency Repair Program which is designed to assist low- to moderate-income persons make emergency/minor repairs, disability-accessibility modifications to their home. Emergency repairs are those repairs which are necessary to safeguard against imminent danger to human life, health and safety, or to protect property from further structural damage. Grants up to $10,000 are available to qualifying homeowners.

Attachment: 4.30.19.DRAFT.Hanford Full Document (Approve the CDBG Five-Year Consolidated Plan 2019-2023)

Persons who are victims of domestic violence, dating violence, sexual assault and stalking

Per the National Coalition Against Domestic Violence, 1 in 3 women and 1 in 4 men have been victims of some form of physical violence by an intimate partner within their lifetime. Based on these estimates, it can be assumed that 12,391 women and 9,387 over the age of 20 could have been victims of domestic violence.

Domestic violence is a leading cause of homelessness for women and their children. Many victims face homelessness when they flee abusive homes. Their experiences are confounded by economic instability, often perpetuated by abusers. Policy makers must work to ensure that safe, affordable housing is available to victims and must reduce the barriers victims face in securing and maintaining housing.

Between 22 and 57% of all homeless women report that domestic violence was the immediate cause of their homelessness. Additionally, 38% of all victims of domestic violence become homeless at some point in their lives. A victim of domestic violence will often leave an abuser multiple times before finally escaping the violence, therefore, experiencing multiple periods of homelessness.

- Over 90% of homeless women have experienced severe physical or sexual abuse at some point in their lives, and 63% have been victims of intimate partner violence as adults.
- In a 2006 report by the U. S. Conference of Mayors, 44% of the cities surveyed identified domestic violence as the primary cause of homelessness.
- Over 80% of survivors entering shelters identified "finding housing I can afford" as a need, second only to "safety for myself" (85%).

The Barbara Saville Shelter, a program of Kings County Action Organization (KCAO), serves as the current domestic violence and abuse shelter program in Hanford. It also offers an emergency shelter and a 24-hour hotline. Since January 2017, the program has housed 81 women and 90 children who were homeless and are survivors of domestic violence. Of those assisted, 51 women and 54 children were homeless. KCAO's Legal Advocate assisted 208 victims of domestic violence with temporary restraining orders at no cost to the survivor.

What are the most common housing problems?

HUD defines a housing problem as one or more of the following housing conditions:

- Substandard Housing - Lacking complete plumbing or kitchen facilities
- Severely Overcrowded - With >1.51 people per room (and complete kitchen and plumbing)
- Overcrowded - With 1.01-1.5 people per room (and none of the above problems)
- Housing cost burden greater than 50% of income (and none of the above problems)
- Housing cost burden greater than 30% of income (and none of the above problems)
- Zero/negative Income (and none of the above problems)

The cost of housing and overall affordability is by far the most common housing problem, with greater than 33 percent of all households in Hanford experiencing a cost burden greater than 30%, and 15 percent with a cost burden greater than 50%.

Cost Burden is defined as households paying more than 30 percent of their gross income on housing related expenses. This includes rent or mortgage payments and utilities. High housing costs can cause

DRAFT

Attachment: 4.30.19.DRAFT.Hanford Full Document (Approve the CDBG Five-Year Consolidated Plan 2019-2023)

households to spend a disproportionate percentage of their income on housing. This may result in repayment problems, deferred maintenance or overcrowding.

Are any populations/household types more affected than others by these problems?

When comparing cost burden by race/ethnicity, 21% of all Hispanic households experienced severe housing cost burden (more than 50% paid for housing), which is the highest amongst other racial/ethnic groups in the City. Hispanics also have the highest rate of cost burden (21%) in the Region (Hanford-Corcoran, CA).

Households with Severe Housing Cost Burden	(Hanford, CA CDBG) Jurisdiction			(Hanford-Corcoran, CA) Region		
Race/Ethnicity	**# with severe cost burden**	**# households**	**% with severe cost burden**	**# with severe cost burden**	**# households**	**% with severe cost burden**
White, Non-Hispanic	825	8,614	9.58%	2,375	18,715	12.69%
Black, Non-Hispanic	120	1,130	10.62%	455	2,375	19.16%
Hispanic	1,340	6,475	20.69%	3,685	17,185	21.44%
Asian or Pacific Islander, Non-Hispanic	110	575	19.13%	299	1,504	19.88%
Native American, Non-Hispanic	0	63	0.00%	65	321	20.25%
Other, Non-Hispanic	100	305	32.79%	120	673	17.83%
Total	2,495	17,165	14.54%	6,999	40,785	17.16%
Household Type and Size						
Family households, <5 people	1,334	9,975	13.37%	3,810	23,295	16.36%
Family households, 5+ people	395	2,990	13.21%	1,230	8,265	14.88%
Non-family households	770	4,200	18.33%	1,960	9,225	21.25%

Note 1: Severe housing cost burden is defined as greater than 50% of income.

Note 2: All % represent a share of the total population within the jurisdiction or region, except household type and size, which is out of total households.

Note 3: The # households is the denominator for the % with problems, and may differ from the # households for the table on severe housing problems.

Note 4: Data Sources: CHAS

Note 5: Refer to the Data Documentation for details (www.hudexchange.info/resource/4848/affh-data-documentation).

Cost burden varied by income level as well. Seventeen percent of Households with Income level of >50% to <=80% HAMFI had a severe cost burden level of 17 percent. This number is much lower (5%) when compared to households with Income levels of >80% to <=100% HAMFI. Extremely low-income households (<= 30% HAMFI) are affected the most, with 65% of these households having a severe cost burden.

Income by Cost Burden (Owners and Renters)	Cost burden > 30%	Cost burden > 50%	Total
Household Income <= 30% HAMFI	1520	1335	2050
Household Income >30% to <=50% HAMFI	1330	605	1840
Household Income >50% to <=80% HAMFI	1635	450	2605
Household Income >80% to <=100% HAMFI	550	90	1695
Household Income >100% HAMFI	685	140	9220

Attachment: 4.30.19.DRAFT.Hanford Full Document (Approve the CDBG Five-Year Consolidated Plan 2019-2023)

Total	5720	2620	17415

Describe the characteristics and needs of low-income individuals and families with children (especially extremely low-income) who are currently housed but are at imminent risk of either residing in shelters or becoming unsheltered 91.205(c)/91.305(c)). Also discuss the needs of formerly homeless families and individuals who are receiving rapid re-housing assistance and are nearing the termination of that assistance

At Risk of Homelessness

The characteristics and needs of those at risk of becoming homeless include:

- Income at subsistence level where one event can lead to homelessness.
- Current "doubling up" in a housing unit where various events can lead to homelessness.
- Levels of access and length of process to receive support services.

The National Coalition for the Homeless (NCH) states that fastest growing segments of the homeless population are families with children. The NCH reports that a 2000 survey found families with children accounted for 36 percent of the homeless population. Poverty and lack of sufficient affordable housing are listed as the principal causes for homelessness among families. Additional factors include a relative decline in wages and changes in welfare programs approved during the late 1990's.

The needs of formerly homeless receiving rapid re-housing assistance include:

- On-going case management to address identified needs.
- Sustainable income to achieve permanent housing.
- Adequate resources available from state and federal support programs.

The City of Hanford works closely with the Kings and Tulare Homeless Alliance, Tulare County Health and Human Services and other partners to assist Low-income individuals and families with children (especially extremely low-income) who are currently housed but are at imminent risk of either residing in shelters or becoming unsheltered. The goal of these partnerships is to advocate for the homeless and those at-risk of becoming homeless residing in Hanford. The partnerships also provide a forum and environment where collaborative public and private programs can work to improve the current delivery of services and fill identified gaps in services to the homeless and those at-risk of becoming homeless in Kings and Tulare County.

Rapid Rehousing

Rapid re-housing is a program that provides financial assistance and services to help those experiencing homelessness to be quickly re-housed and stabilized. Need to speak with the KCAO: *the needs of formerly homeless families and individuals who are receiving assistance and are nearing the termination of that assistance.*

The Every Door Open (EDO), a project of Kings Community Action Organization (KCAO), provides Rapid Re-Housing services and support to women and children and families currently living in emergency shelters, domestic violence shelters, and places not meant for human habitation. Kings United Way (KUW) utilizes a Housing Navigator whose responsibility is to assess all referrals from street outreach, various temporary housing programs and determine eligibility for participation in the Rapid Re-Housing project.

DRAFT

Attachment: 4.30.19.DRAFT.Hanford Full Document (Approve the CDBG Five-Year Consolidated Plan 2019-2023)

The project uses the local Coordinated Assessment System in conjunction with Rapid Re-Housing as a strategy for more effective utilization of limited resources to end homelessness. The Every Door Open project collaborates with other Permanent Housing programs so clients with a higher level of needs receive the appropriate level of services and housing. The Housing Navigator coordinates the administration of the Vulnerability Index-Service Prioritization and Decision Assistance Tool (VI-SPDAT) and the management of the Housing Priority List between Kings and Tulare Counties. The Housing Navigator will ensure that eligible participants are entered into the Homeless Management Information System (HMIS), connected with appropriate housing resources, and receive rental assistance to ensure they get into housing.

If a jurisdiction provides estimates of the at-risk population(s), it should also include a description of the operational definition of the at-risk group and the methodology used to generate the estimates:

As stated previously, the operational definition of At Risk of Homelessness is:

- Income at subsistence level where one event can lead to homelessness.
- Current "doubling up" in a housing unit where various events can lead to homelessness;
- Levels of access and length of process to receive support services.

The City of Hanford uses data generated by the Kings and Tulare Counties Point in Time (PIT) Survey to determine estimates of at-risk of homelessness population within the jurisdiction. The survey provides a representative sample and trends of homeless persons in the region. Although the PIT survey doesn't provide the exact number of individuals or families at-risk of homelessness, it does provide data that can assist in estimating those citizens at risk of becoming homeless, and ultimately enabling the City to tailor activities to meet their needs.

According to the PIT Survey, unemployment continues to be the most common reason cited for people experiencing unsheltered homelessness (26% or 122 adult respondents). In March 2018, the City had an unemployment rate of 7.9 percent (U.S. Bureau of Labor Statistics). No affordable housing was the second highest reason given as reason for homelessness (11% or 49 adult respondents). In Hanford, 14.5% of all households are severely cost burden (paying more than 50% of income on housing). Although the PIT Survey provides other reasons for homelessness (i.e. evictions), these reasons suggest that these households are most at-risk of homelessness.

Specify particular housing characteristics that have been linked with instability and an increased risk of homelessness

As stated previously, The City of Hanford uses data generated by the Kings and Tulare Counties Point in Time (PIT) Survey to determine estimates of at-risk of homelessness population within the jurisdiction. According to the 2017 PIT Survey, unemployment continues to be the most common reason cited for people experiencing unsheltered homelessness (26% or 122 adult respondents). In March 2018, the City had an unemployment rate of 7.9 percent (U.S. Bureau of Labor Statistics). No affordable housing was the second highest reason given as reason for homelessness (11% or 49 adult respondents). In Hanford, 14.5% of all households are severely cost burden (paying more than 50% of income on housing).

Discussion

Attachment: 4.30.19.DRAFT.Hanford Full Document (Approve the CDBG Five-Year Consolidated Plan 2019-2023)

NA-15 DISPROPORTIONATELY GREATER NEED: HOUSING PROBLEMS – 91.205 (B)(2)
Assess the need of any racial or ethnic group that has disproportionately greater need in comparison to the needs of that category of need as a whole.

Introduction

A disproportionately greater need exists when the members of a racial or ethnic group at a given income level experience housing problems at a greater rate (10 percentage points or more) than the income level as a whole. For the purpose of this analysis, the furthest right columns of the tables below have been calculated (in red) to determine if a disproportionately greater need exists. For example, assume that 60% of all low-income households within a jurisdiction have a housing problem and 70% of low-income Hispanic households have a housing problem. In this case, low-income Hispanic households have a disproportionately greater need. Per the regulations at 91.205(b)(2), 91.305(b)(2), and 91.405, a grantee must provide an assessment for each disproportionately greater need identified. Although the purpose of these tables is to analyze the relative level of need for each race and ethnic category, the data also provides information for the City of Hanford that can be useful in describing overall need.

0%-30% of Area Median Income

Housing Problems	Has one or more of four housing problems	Has none of the four housing problems	Household has no/negative income, but none of the other housing problems	Percentage of Need
Jurisdiction as a whole	1,595	260	190	78%
White	520	74	114	73%
Black/African American	145	4	15	88%
Asian	25	10	0	71%
American Indian, Alaska Native	0	0	0	0
Pacific Islander	0	10	0	0%
Hispanic	885	145	60	81%

TABLE 9 - DISPROPORTIONALLY GREATER NEED 0 - 30% AMI

Data Source: 2009-2013 CHAS

*The four housing problems are:
1. Lacks complete kitchen facilities, 2. Lacks complete plumbing facilities, 3. More than one person per room, 4. Cost burden greater than 30%.

OMB Control No: 2506-0117 (exp. 06/30/2018)

Attachment: 4.30.19.DRAFT.Hanford Full Document (Approve the CDBG Five-Year Consolidated Plan 2019-2023)

DRAFT

30%-50% of Area Median Income

Housing Problems	Has one or more of four housing problems	Has none of the four housing problems	Household has no/negative income, but none of the other housing problems	Percentage of Need
Jurisdiction as a whole	1,410	430	0	77%
White	380	240	0	61%
Black/African American	100	10	0	91%
Asian	34	4	0	89%
American Indian, Alaska Native	4	0	0	100%
Pacific Islander	0	0	0	0%
Hispanic	880	170	0	84%

TABLE 10 - DISPROPORTIONALLY GREATER NEED 30 - 50% AMI

Data Source: 2009-2013 CHAS

*The four housing problems are:
1. Lacks complete kitchen facilities, 2. Lacks complete plumbing facilities, 3. More than one person per room, 4. Cost burden greater than 30%.

50%-80% of Area Median Income

Housing Problems	Has one or more of four housing problems	Has none of the four housing problems	Household has no/negative income, but none of the other housing problems	Percentage of Need
Jurisdiction as a whole	1,805	800	0	69%
White	545	405	0	57%
Black/African American	70	30	0	70%
Asian	75	0	0	100%

DRAFT

Attachment: 4.30.19.DRAFT.Hanford Full Document (Approve the CDBG Five-Year Consolidated Plan 2019-2023)

American Indian, Alaska Native	29	0	0	100%
Pacific Islander	0	0	0	0%
Hispanic	1,020	365	0	74%

TABLE 11 - DISPROPORTIONALLY GREATER NEED 50 - 80% AMI

Data Source: 2009-2013 CHAS

*The four housing problems are:
1. Lacks complete kitchen facilities, 2. Lacks complete plumbing facilities, 3. More than one person per room, 4. Cost burden greater than 30%.

80%-100% of Area Median Income

Housing Problems	Has one or more of four housing problems	Has none of the four housing problems	Household has no/negative income, but none of the other housing problems	Percentage of Needs
Jurisdiction as a whole	690	1,005	0	41%
White	425	550	0	44%
Black/African American	0	25	0	0%
Asian	0	15	0	0%
American Indian, Alaska Native	0	0	0	0%
Pacific Islander	0	0	0	0%
Hispanic	265	385	0	41%

TABLE 12 - DISPROPORTIONALLY GREATER NEED 80 - 100% AMI

Data Source: 2009-2013 CHAS

*The four housing problems are:
1. Lacks complete kitchen facilities, 2. Lacks complete plumbing facilities, 3. More than one person per room, 4. Cost burden greater than 30%.

Discussion

DRAFT

Attachment: 4.30.19.DRAFT.Hanford Full Document (Approve the CDBG Five-Year Consolidated Plan 2019-2023)

NA-20 DISPROPORTIONATELY GREATER NEED: SEVERE HOUSING PROBLEMS – 91.205 (B)(2)
Assess the need of any racial or ethnic group that has disproportionately greater need in comparison to the needs of that category of need as a whole.

Introduction

0%-30% of Area Median Income

Severe Housing Problems*	Has one or more of four housing problems	Has none of the four housing problems	Household has no/negative income, but none of the other housing problems	Percentage of Needs
Jurisdiction as a whole	1,405	450	190	69%
White	455	140	114	64%
Black/African American	95	55	15	58%
Asian	25	10	0	71%
American Indian, Alaska Native	0	0	0	0%
Pacific Islander	0	10	0	0%
Hispanic	810	215	60	75%

TABLE 13 – SEVERE HOUSING PROBLEMS 0 - 30% AMI

Data Source: 2009-2013 CHAS

*The four severe housing problems are:
1. Lacks complete kitchen facilities, 2. Lacks complete plumbing facilities, 3. More than 1.5 persons per room, 4. Cost burden over 50%.

30%-50% of Area Median Income

Severe Housing Problems*	Has one or more of four housing problems	Has none of the four housing problems	Household has no/negative income, but none of the other housing problems	Percentage of Needs
Jurisdiction as a whole	845	1,000	0	46%
White	235	385	0	38%
Black/African American	35	75	0	32%

DRAFT

Attachment: 4.30.19.DRAFT.Hanford Full Document (Approve the CDBG Five-Year Consolidated Plan 2019-2023)

Asian	34	4	0	89%
American Indian, Alaska Native	0	4	0	0%
Pacific Islander	0	0	0	0%
Hispanic	520	530	0	50%

TABLE 14 – SEVERE HOUSING PROBLEMS 30 - 50% AMI

Data Source: 2009-2013 CHAS

*The four severe housing problems are:
1. Lacks complete kitchen facilities, 2. Lacks complete plumbing facilities, 3. More than 1.5 persons per room, 4. Cost burden over 50%.

50%-80% of Area Median Income

Severe Housing Problems*	Has one or more of four housing problems	Has none of the four housing problems	Household has no/negative income, but none of the other housing problems	Percentage of Needs
Jurisdiction as a whole	990	1,620	0	38%
White	220	730	0	23%
Black/African American	45	55	0	45%
Asian	69	4	0	95%
American Indian, Alaska Native	25	4	0	0%
Pacific Islander	0	0	0	0%
Hispanic	585	800	0	42%

TABLE 15 – SEVERE HOUSING PROBLEMS 50 - 80% AMI

Data Source: 2009-2013 CHAS

*The four severe housing problems are:
1. Lacks complete kitchen facilities, 2. Lacks complete plumbing facilities, 3. More than 1.5 persons per room, 4. Cost burden over 50%.

DRAFT

Attachment: 4.30.19.DRAFT.Hanford Full Document (Approve the CDBG Five-Year Consolidated Plan 2019-2023)

80%-100% of Area Median Income

Severe Housing Problems*	Has one or more of four housing problems	Has none of the four housing problems	Household has no/negative income, but none of the other housing problems	Parentage of Needs
Jurisdiction as a whole	270	1,425	0	16%
White	95	880	0	10%
Black/African American	0	25	0	0%
Asian	0	15	0	0%
American Indian, Alaska Native	0	0	0	0%
Pacific Islander	0	0	0	0%
Hispanic	175	475	0	27%

TABLE 16 – SEVERE HOUSING PROBLEMS 80 - 100% AMI

Data Source: 2009-2013 CHAS

*The four severe housing problems are:
1. Lacks complete kitchen facilities, 2. Lacks complete plumbing facilities, 3. More than 1.5 persons per room, 4. Cost burden over 50%.

Discussion

Housing Problems

It should be noted that Asians and Black/African Americans were the only two race/ethic groups that appeared multiple times in income categories as having a disproportionate greater need relating to 1 of 4 housing problems. Conversely, Hispanics and Whites were the only racial group not to have a disproportionate need in any income category.

Severe Housing Problems

Consistent with housing problems, Asians were the only population that appeared multiple times in income categories as having a disproportionate greater need relating to severe housing problems. Hispanics appeared in the moderate-income category (80-100%) as the only group with a disproportionate housing need. African American/Blacks and Whites did not have a disproportionate greater need relating to severe housing problems.

DRAFT

Attachment: 4.30.19.DRAFT.Hanford Full Document (Approve the CDBG Five-Year Consolidated Plan 2019-2023)

NA-25 DISPROPORTIONATELY GREATER NEED: HOUSING COST BURDENS – 91.205 (B)(2)
Assess the need of any racial or ethnic group that has disproportionately greater need in comparison to the needs of that category of need as a whole.

Introduction:

As before, the same methodology applies to calculating disproportionately greater need. A disproportionately greater need exists when the members of a racial or ethnic group at a given income level experience a housing cost burden at a greater rate (10 percentage points or more) than the income level as a whole. Unlike previous sections, section NA-25 does not analyze multiple housing problems that a resident may experience but focuses on Housing Cost Burden.

Housing Cost Burden

Housing Cost Burden	<=30%		30-50%		>50%		No / negative income (not computed)
Jurisdiction as a whole	11,430	64%	3,100	17%	2,620	15%	255
White	6,505	36%	1,195	7%	1,000	6%	114
Black/African American	450	3%	200	1%	170	1%	15
Asian	370	2%	140	1%	125	1%	0
American Indian, Alaska Native	44	0%	4	0%	0	0%	0
Pacific Islander	20	0%	0	0%	0	0%	0
Hispanic	3,900	22%	1,460	8%	1,255	7%	125

TABLE 17 – GREATER NEED: HOUSING COST BURDENS AMI

Data Source: 2009-2013 CHAS

Discussion:

When comparing the jurisdiction as a whole, 17% of Hanford's population paid 30-50% of their income on housing, and 15% of the population paid more than 50%. However, there was no racial or ethnic group that experienced a disproportionately greater housing cost burden. Hispanics had the highest percentage of its population paying more than 30% (8 percent) and more than 50% (7 percent) of their income on housing costs. Whites had the second highest percentage of households with a cost burden, at 7% paying more than 30 percent and 8% paying more than 6 percent of their income on housing.

DRAFT

Attachment: 4.30.19.DRAFT.Hanford Full Document (Approve the CDBG Five-Year Consolidated Plan 2019-2023)

NA-30 DISPROPORTIONATELY GREATER NEED: DISCUSSION – 91.205(B)(2)

Are there any Income categories in which a racial or ethnic group has disproportionately greater need than the needs of that income category as a whole?

Housing Problems

- For extremely low-income households (0-30% AMI), 78% of this population experienced a housing problem. A disproportionately greater need exists within this category only for Black/African American, with 88% of population experiencing a housing problem.

- In income categories 30%-50% AMI, 77% of this population experienced a housing problem. A disproportionately greater need exists within this category for Black/African Americans (91%), Asians (89%) and American Indian, Alaska Native (100%).

- In income categories 50% -80% AMI, 69% of this population experienced a housing problem. Consistent with 30%-50% AMI income category, a disproportionately greater need exists within this category only for Asians (100%) and American Indian, Alaska Native (100%).

- Within the 80-100% AMI categories, 41% of this population experienced a housing problem. However, no disproportionately greater need exists within this category based on race/ethnicity.

Severe Housing Problems

- For extremely low-income households (0-30% AMI), 69% of this population experienced a severe housing problem. No disproportionately greater need based on race/ethnicity existed within this category

- In income categories 30%-50% AMI, 46% of this population experienced a disproportionate greater need. A disproportionately greater need exists within this category only for Asians, with 89% of population experiencing a severe housing problem.

- In income categories 50% -80% AMI, 46% of this population experienced a disproportionate greater need. Only Asians (95%) experienced a disproportionate greater need.

- Within the 80-100% AMI categories, 16% of this population experienced a disproportionate greater need. Only Hispanics (27%) experienced a disproportionate greater need.

Cost Burden

As previously noted, when comparing the jurisdiction as a whole, 17% of Hanford's population paid 30-50% of their income on housing, and 15% of the population paid more than 50%. However, there was no racial or ethnic group that experienced a disproportionately greater housing cost burden. Hispanics had the highest percentage of its population paying more than 30% (8 percent) and more than 50% (7 percent) of their income on housing costs. Whites had the second highest percentage of households with a cost burden, at 7% paying more than 30 percent and 8% paying more than 6 percentage of their income on housing.

If they have needs not identified above, what are those needs?

No other needs were observed in this analysis.

OMB Control No: 2506-0117 (exp. 06/30/2018)

Attachment: 4.30.19.DRAFT.Hanford Full Document (Approve the CDBG Five-Year Consolidated Plan 2019-2023)

DRAFT

Are any of those racial or ethnic groups located in specific areas or neighborhoods in your community?

Based on HUD's Affirmatively Furthering Fair Housing Data and Mapping Tool, the highest percentage of households, more than 55%, experiencing one or more housing cost burden is in southwest Hanford (Map 1). Dots on the map indicate the location (or concentration) of race and ethnic groups within the City. Based on the map, Hispanics (blue dots) shows higher clustering within the southwest area. Although whites (orange dots) are also present, this group is much more clustered in the northern areas of the City (Map 2). This clustering could indicate a lack of integration, which means that there is not a high concentration of people of a particular protected class in an area subject to analysis, such as a census tract or neighborhood, compared to the broader geographic area.

HUD Affirmatively Furthering Fair Housing Data and Mapping Tool

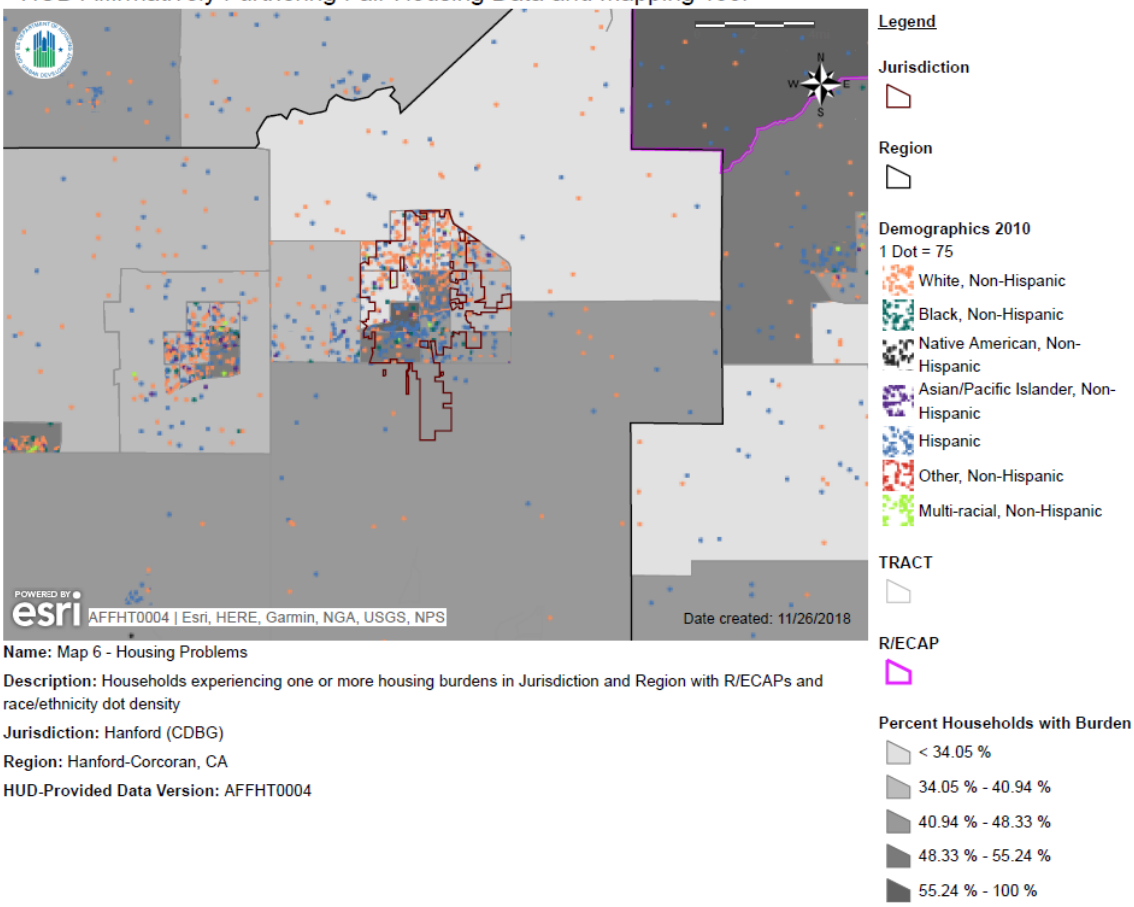

Name: Map 6 - Housing Problems

Description: Households experiencing one or more housing burdens in Jurisdiction and Region with R/ECAPs and race/ethnicity dot density

Jurisdiction: Hanford (CDBG)

Region: Hanford-Corcoran, CA

HUD-Provided Data Version: AFFHT0004

Attachment: 4.30.19.DRAFT.Hanford Full Document (Approve the CDBG Five-Year Consolidated Plan 2019-2023)

HUD Affirmatively Furthering Fair Housing Data and Mapping Tool

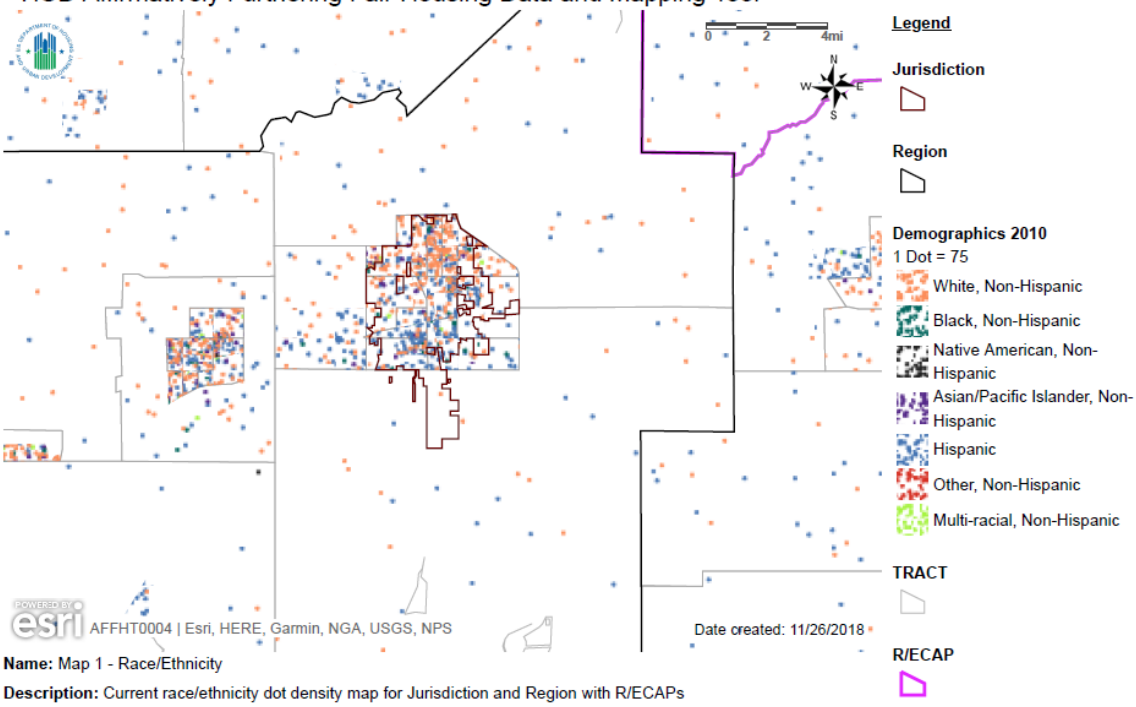

Name: Map 1 - Race/Ethnicity

Description: Current race/ethnicity dot density map for Jurisdiction and Region with R/ECAPs

Jurisdiction: Hanford (CDBG)

Region: Hanford-Corcoran, CA

HUD-Provided Data Version: AFFHT0004

DRAFT

Attachment: 4.30.19.DRAFT.Hanford Full Document (Approve the CDBG Five-Year Consolidated Plan 2019-2023)

NA-35 PUBLIC HOUSING – 91.205(B)

Introduction THIS SECTION REQUIRES A DISUSSION WITH THE HOUSING AUTHORITY

This section provides a concise summary of the needs of public housing residents. This information is gathered through consultations with the public housing agency or agencies located within the jurisdiction's boundaries.

The Housing Authority of Kings County serves Kings County and the City of Hanford. Within the City of Hanford, the Housing Authority has 559 units vouchered through their program. No special-purpose vouchers (special needs) have been identified. Housing Authority's primary goal is to promote and provide a healthy, drug, and crime-free environment where all the residents may have peaceful enjoyment, and comfortable living arrangements without discrimination. Promoting and providing housing means facilitating, planning, developing, building, acquiring, managing, renting, selling, financing, maintaining and improving properties for housing of low-to-moderate income families.

Totals in Use

Program Type									
	Certificate	Mod-Rehab	Public Housing	Vouchers					
				Total	Project -based	Tenant -based	Special Purpose Voucher		
							Veterans Affairs Supportive Housing	Family Unification Program	Disabled *
# of units vouchers in use	0	0	255	599	0	599	0	0	0

TABLE 18 - PUBLIC HOUSING BY PROGRAM TYPE

***includes Non-Elderly Disabled, Mainstream One-Year, Mainstream Five-year, and Nursing Home Transition**

Data Source: PIC (PIH Information Center)

DRAFT

Attachment: 4.30.19.DRAFT.Hanford Full Document (Approve the CDBG Five-Year Consolidated Plan 2019-2023)

Characteristics of Residents

Program Type								
	Certificate	Mod-Rehab	Public Housing	Vouchers				
				Total	Project -based	Tenant -based	Special Purpose Voucher	
							Veterans Affairs Supportive Housing	Family Unification Program
Average Annual Income	0	0	12,492	13,250	0	13,250	0	0
Average length of stay	0	0	4	6	0	6	0	0
Average Household size	0	0	3	2	0	2	0	0
# Homeless at admission	0	0	0	0	0	0	0	0
# of Elderly Program Participants (>62)	0	0	27	123	0	123	0	0
# of Disabled Families	0	0	54	182	0	182	0	0
# of Families requesting accessibility features	0	0	255	599	0	599	0	0
# of HIV/AIDS program participants	0	0	0	0	0	0	0	0
# of DV victims	0	0	0	0	0	0	0	0

TABLE 19 – CHARACTERISTICS OF PUBLIC HOUSING RESIDENTS BY PROGRAM TYPE

Data Source: PIC (PIH Information Center)

OMB Control No: 2506-0117 (exp. 06/30/2018)

DRAFT

Attachment: 4.30.19.DRAFT.Hanford Full Document (Approve the CDBG Five-Year Consolidated Plan 2019-2023)

Race of Residents

Program Type									
Race	**Certificate**	**Mod-Rehab**	**Public Housing**	**Vouchers**					
				Total	**Project -based**	**Tenant -based**	**Special Purpose Voucher**		
							Veterans Affairs Supportive Housing	**Family Unification Program**	**Disabl * **
White	0	0	191	439	0	439	0	0	0
Black/African American	0	0	53	141	0	141	0	0	0
Asian	0	0	3	11	0	11	0	0	0
American Indian/Alaska Native	0	0	4	7	0	7	0	0	0
Pacific Islander	0	0	4	1	0	1	0	0	0
Other	0	0	0	0	0	0	0	0	0
***includes Non-Elderly Disabled, Mainstream One-Year, Mainstream Five-year, and Nursing Home Transition**									

TABLE 20 – RACE OF PUBLIC HOUSING RESIDENTS BY PROGRAM TYPE

Data Source: PIC (PIH Information Center)

Ethnicity of Residents

Program Type									
Ethnicity	**Certificate**	**Mod-Rehab**	**Public Housing**	**Vouchers**					
				Total	**Project -based**	**Tenant -based**	**Special Purpose Voucher**		
							Veterans Affairs Supportive Housing	**Family Unification Program**	**Disabled ***
Hispanic	0	0	154	266	0	266	0	0	0
Not Hispanic	0	0	101	333	0	333	0	0	0
***includes Non-Elderly Disabled, Mainstream One-Year, Mainstream Five-year, and Nursing Home Transition**									

TABLE 21 – ETHNICITY OF PUBLIC HOUSING RESIDENTS BY PROGRAM TYPE

Data Source: PIC (PIH Information Center)

DRAFT

Attachment: 4.30.19.DRAFT.Hanford Full Document (Approve the CDBG Five-Year Consolidated Plan 2019-2023)

Section 504 Needs Assessment: Describe the needs of public housing tenants and applicants on the waiting list for accessible units:

The Housing Authority of Kings County (HAKC) provides low income families with affordable rental housing that is decent, safe, and sanitary. The Housing Authority provides rental assistance to approximately 1,090 individuals and families in its Section 8 Housing Choice Voucher and affordable housing programs.

HAKC complies with Section 504 of the Rehabilitation Act of 1973 which prohibits federal agencies and all non-federal agencies receiving federal funds from excluding people with disabilities, including psychiatric disabilities, from programs or activities - including specific housing programs - because of their disability. HAKC has wheelchair-accessible apartments in Armona, Corcoran, and Hanford and is able to provide other types of accessibility features on a case-by-case basis. For example, they have an office TDD phone and can provide smoke detectors and door bells that flash lights for residents who are unable to hear.

Most immediate needs of residents of Public Housing and Housing Choice voucher holders

How do these needs compare to the housing needs of the population at large?

Discussion

DRAFT

Attachment: 4.30.19.DRAFT.Hanford Full Document (Approve the CDBG Five-Year Consolidated Plan 2019-2023)

NA-40 HOMELESS NEEDS ASSESSMENT – 91.205(C)
Introduction:

The U.S. Department of Housing and Urban Development (HUD) provides the following definition of homelessness: "A person is considered homeless only when he/she resides in one of the places described below:

- In places not meant for human habitation, such as cars, parks, sidewalks, and abandoned buildings;
- In an emergency shelter; or
- In transitional or supportive housing for homeless persons who originally came from the streets or emergency shelter".

People can become homeless because of social structural issues such, as increases in rent, loss of job, and rising health care costs. In addition, personal experiences, such as domestic violence, physical disabilities, mental illness, and substance abuse can cause people to become homeless as well. Often, one or more of these experiences factor into a household's homeless experience.

Due to the transient nature of the homeless population, estimating the precise number of homeless persons in a community is a difficult, if not impossible, challenge. Measuring the number of homeless individuals is a difficult task, in part because, in most cases, homelessness is a temporary, not permanent, condition. Also, neighboring jurisdictions often share the responsibility of servicing and assessing common homeless persons. Therefore, much of the data within this section will come from the 2017 and 2018 Kings and Tulare Counties Point in Time (PIT) Survey.

If data is not available for the categories "number of persons becoming and exiting homelessness each year", and "number of days that persons experience homelessness", describe these categories for each homeless population type (including chronically homeless individuals and families, families with children, veterans and their families, and unaccompanied youth):

Nature and Extent of Homelessness: (Optional)

Race:	**Sheltered:**	**Unsheltered (optional)**
White	216	33
Black or African American	41	7
Asian	7	0
American Indian or Alaska Native	2	4
Pacific Islander	0	0
Ethnicity:	**Sheltered:**	**Unsheltered (optional)**
Hispanic	135	0
Not Hispanic	136	0

Estimate the number and type of families in need of housing assistance for families with children and the families of veterans.

Housing needs families with children

OMB Control No: 2506-0117 (exp. 06/30/2018)

Attachment: 4.30.19.DRAFT.Hanford Full Document (Approve the CDBG Five-Year Consolidated Plan 2019-2023)

DRAFT

Of the 807 households encountered during the 2018 PT Survey, 45 unsheltered and sheltered were families with children. For most families with children who experience homelessness, a driving factor is the shortage of rental housing that is affordable to them, given their income from employment, benefits, or other sources. When people are paying too large a share of their income for rent, even a minor crisis or setback, such as a reduction in work hours or an unexpected expense, can be de-stabilizing and result in the loss of housing. A recent survey found that nearly one in five renters with annual incomes below $30,000 were unable to pay rent within the past three months[1]

Families experiencing homelessness are similar to other families that are also poor, but who have a home to live in. Both may struggle with incomes that are far less than they need to pay for housing. In fact, it is often some jolt to this precarious situation – a lost job or work hours, conflict with family members they are staying with, an unanticipated bill or violence within the home – that leads families to seek help from homeless service programs. Homeless families are usually headed by a single woman with limited education, are typically young, and have young children.
Therefore, this population needs rapid re-housing which also provides wrap around support to increase economic stability.

Housing assistance for families of veterans
According to the 2018 PIT Survey, 45 of the 869 adults encountered were veterans. In 2015, there was a surge in funding by the U.S. Department of Veterans' Affairs (VA) to provide supportive services to veterans and their families. This includes increased funding for the Veterans Affairs Supportive Housing (HUD-VASH) program that provides rental assistance for homeless veterans and the Supportive Services for Veteran Families (SSVF) program that provides a range of supportive services to eligible Veteran families that are designed to promote housing stability.

This collaborative program between HUD and VA combines HUD housing vouchers with VA supportive services to help Veterans who are homeless and their families find and sustain permanent housing.

Through public housing authorities, HUD provides rental assistance vouchers for privately owned housing to Veterans who are eligible for VA health care services and are experiencing homelessness. VA case managers may connect these Veterans with support services such as health care, mental health treatment and substance use counseling to help them in their recovery process and with maintaining housing in the community. Among VA homeless continuum of care programs, HUD-VASH enrolls the largest number and largest percentage of Veterans who have experienced long-term or repeated homelessness. As of Sept. 30, 2015, HUD had allocated more---

Describe the Nature and Extent of Homelessness by Racial and Ethnic Group.

The 2018 Point-in-Time Survey identified the following racial and ethnic makeup of the homeless population in Kings County (note: homeless persons could belong to 1 or more of below group):

<u>Race</u>

[1] Salviatti, C. (October 2017) "Rental Insecurity: The Threat of Evictions to America's Renters" Accessed from Apartment List Rentonomics at https://www.apartmentlist.com/rentonomics/rental-insecurity-the-threat-of-evictions-to-americas-renters/

OMB Control No: 2506-0117 (exp. 06/30/2018)

Attachment: 4.30.19.DRAFT.Hanford Full Document (Approve the CDBG Five-Year Consolidated Plan 2019-2023)

- American Indian/Alaskan Native 52 5%
- Asian 13 1%
- Black/African American 90 9%
- Native Hawaiian/Other Pacific 6 1%
- White 762 79%
- Multiple Races 16 2%
- Unknown 26 3%

Ethnicity

- Hispanic/Latino 410
- Non-Hispanic/Latino
- Unknown 12

Of the 965 individuals engage Whites represented the highest percentage of homeless (79%) based on race. Hispanics/Latinos represented the largest ethnic group at 42% of all homeless persons engaged.

Describe the Nature and Extent of Unsheltered and Sheltered Homelessness.

Unsheltered Homelessness

- Nearly all persons (99%) experiencing homelessness in Tulare are unsheltered.
- Unsheltered persons in Porterville comprise 78% of the homeless population, followed by Hanford (74%) and Visalia (53%).
- Porterville experienced the largest increase in unsheltered homelessness over 2017 with a 75% increase (152 in 2018 vs. 87 in 2017).
- Visalia and Tulare also experienced increases, while Hanford remained unchanged from 2017.
- Nationally, 35% of the homeless population is sleeping in unsheltered situations. In Kings and Tulare Counties, the prevalence of unsheltered homelessness is 67%. (2017 AHAR).
- There were 8 children sleeping in unsheltered situations.
- 67% of people sleeping in unsheltered situations have been homeless for a year or longer.

Sheltered Homelessness

- 315 people (32%) were sleeping in sheltered locations. This is a decrease from 2017 when 354 persons (42%) were sleeping in sheltered situations.
- Over half (69%) of the sheltered population live in Visalia, while less than 1% live in Tulare.
- Nine out of every ten households with children are sheltered. This figure rose by 4% over 2017.
- Average family size for households with children in sheltered situations is 3.25.

DRAFT

Attachment: 4.30.19.DRAFT.Hanford Full Document (Approve the CDBG Five-Year Consolidated Plan 2019-2023)

- Nearly all cities in the bi-county region saw a decrease in sheltered homelessness. The only exception was Visalia, which remained unchanged from 2017.

Discussion:

DRAFT

Attachment: 4.30.19.DRAFT.Hanford Full Document (Approve the CDBG Five-Year Consolidated Plan 2019-2023)

NA-45 NON-HOMELESS SPECIAL NEEDS ASSESSMENT - 91.205 (B,D)
Introduction:

Non-homeless special needs refer to the needs of population subgroups that have been identified by HUD as more commonly in need of housing assistance than the general population. Due to their economic, social, mental, and/or physical conditions, these populations have difficulty finding appropriate housing. These groups include:

- The elderly and frail elderly,
- Persons with disabilities,
- Single-Parent Families and Female-Headed Households; and
- Large Families.

Additionally, individual regions often contain specific subgroups that face challenges unique to the region. This section is intended to identify the nature and extent of these needs, as well as strategies being implemented to address these needs.

Describe the characteristics of special needs populations in your community:

The elderly and frail elderly

The 2016 ACS data showed that about 12% (6,444 people) of Hanford's population was age 65 or older. This is more than the state average (11%), and slightly lower than the national average (13%). Affordability can be an issue of special concern to the elderly, who are often on fixed retirement incomes. In addition, the elderly may require assistance with housekeeping, maintenance, and repairs. Special design features that may be needed include elimination of barriers such as steps and the provision of appropriate recreational, social, and transportation services and amenities.

Nearly 25% of Hanford's seniors live in owner-occupied housing and 12% were renter householders over age 65 (12%). Seniors require a variety of housing options, depending on their life circumstance. While over 70% of seniors were homeowners, a variety of factors, such as fixed retirement incomes, rising health care costs and physical disabilities can result in deferred home maintenance. Hanford's housing plan includes grant or loan programs to help seniors with repairs. Seniors with mobility disabilities may also require home modifications to improve accessibility and facilitate independent living. The City has programs to ensure reasonable accommodations for persons with disabilities.

Senior renters, while facing similar income and mobility limitations as homeowners, are often at greater risk, due to rising housing costs. To address these needs, the Housing Authority administers Section 8 rent-subsidy vouchers for extremely-low- and very-low-income seniors. In addition, subsidized rental projects provide affordable housing options for many seniors.
The Kings/Tulare Area Agency on Aging and the Kings County Commission on Aging provide leadership at the local level in developing systems for home- and community-based services that maintain seniors in the least restrictive environment for as long as possible. Hanford also provides other types of supportive services for seniors. However, at some point in time, seniors may require a more supportive living environment. Congregate care facilities, residential care facilities, and skilled-nursing facilities provide a wide range of housing, supportive, and medical services for seniors requiring additional care. The majority of independent and supportive residential environments are located in the most urbanized portions of the County in Hanford and Lemoore.

OMB Control No: 2506-0117 (exp. 06/30/2018)

Attachment: 4.30.19.DRAFT.Hanford Full Document (Approve the CDBG Five-Year Consolidated Plan 2019-2023)

Persons with disabilities

Because of the multitude of possible functional limitations that may present as disabilities, and in the absence of information on external factors that influence disability, such surveys as the Census Bureau's ACS are limited to capturing difficulty with only selected activities. As such, people identified by the ACS as having a disability are, in fact, those who exhibit difficulty with specific functions and may, in the absence of accommodations, have a disability. In an attempt to capture a variety of characteristics that encompass the definition of disability, the ACS identifies serious difficulty with four basic areas of functioning – hearing, vision, cognition, and ambulation. Disabilities are most common among senior citizens. According to recent Census estimates, 42% of people 65 years of age and over reported some type of physical disability. The incidence of disabilities affecting the working age population was considerably less, with 12% reporting having a disability.

Developmental Disabilities

As defined by federal law, "developmental disability" means a severe, chronic disability of an individual that:

- Is attributable to a mental or physical impairment or combination of mental and physical impairments;
- Is manifested before the individual attains age 18;
- Is likely to continue indefinitely;
- Results in substantial functional limitations in three or more of the following areas of major life activity: a) self-care; b) receptive and expressive language; c) learning; d) mobility; e) self direction; f) capacity for independent living; or g) economic self-sufficiency;
- Reflects the individual's need for a combination and sequence of special, interdisciplinary, or generic services, individualized supports or other forms of assistance that are of lifelong or extended duration and are individually planned and coordinated.

The Census Bureau does not record developmental disabilities. According to the U.S. Administration on Developmental Disabilities, an accepted estimate of the percentage of the population that can be defined

Single-Parent Families and Female-Headed Households

2016 ACS data indicates that 11% of all households are single-parent families (headed by females and no husband present). Single-parent families and female-headed households generally have lower incomes, higher rates of poverty, and are more likely to live in overcrowded conditions. Typically, this special-need group has lower home ownership rates and spends a larger portion of its income on housing. The head of household is generally younger than the median age for head of household, except for seniors on Social Security. These households also face challenges due, to a combination of income levels, child care expenses, and housing availability.

Large Families

Large families are those with 5 or more persons. 2016 ACS data indicates that are 2,670 households (18%) in Hanford that have five or more members. Some of these households result from the consolidation of multiple families that share housing to reduce housing costs. If consolidated families could obtain affordable housing, fewer large family units would be needed.

Large families may have difficulty finding housing units that are large enough to accommodate their needs while still being affordable. The Housing Authority helps address the needs of these families by providing rental assistance in the form of Section 8 vouchers for extremely-low- and very-low-income households.

OMB Control No: 2506-0117 (exp. 06/30/2018)

Attachment: 4.30.19.DRAFT.Hanford Full Document (Approve the CDBG Five-Year Consolidated Plan 2019-2023)

Vouchers provide the difference between the market rent charged for the unit and the amount of rent that can be afforded by the household, typically no more than 30% of household income.

What is the housing and supportive service needs of these populations and how are these needs determined?

The housing and supportive service needs of Hanford's residents were determined by an assessment of 2010 Census data, 2016 American Community Survey Data, 2016 Housing Element, input from community meetings and several other local and regional data sources.

The elderly and frail elderly

As the elderly become less independent and require more care, a continuum of housing options becomes important, ranging from independent unassisted living, to congregate or board care facilities which provide meals, maid service, and social opportunities, to nursing care facilities that provide complete medical care.

The City has several projects and programs through its HANFORD SENIOR CENTER which is located at 401 N. Irwin Street, Hanford, CA 93230 / 559-585-2519. Specific housing available for the senior population in Hanford includes the following:

1. Valley Christian Home
   511 Malone Street, Hanford, CA, 93230
   Assisted Living 855-363-0877

2. The Remington
   2727 11th Avenue, Hanford, CA, 93230
   Independent Living, Retirement Home 855-363-7039

3. Diamond Terraces
   600 11th Street, Hanford, CA, 93230
   Assisted Living 866-333-6554

4. Amberwood II
   10960 Oakview Drive, Hanford, CA, 93230
   Low Income-Affordable 877-921-0397

5. Kings View Hanford Apts
   1030 Green Street, Hanford, CA, 93230
   Low Income-Affordable 877-282-5094

6. Kings Garden Apts
   1236 Fernot Way, Hanford, CA, 93230
   Low Income-Affordable 877-282-5094

Persons with disabilities

The City adheres to State guidelines regarding disabled access, and promotes the use of principals of architectural design which aid the disabled. The Americans with Disabilities Act (ADA) requires all new multi-family construction to include a percentage of units be accessible to disabled persons. The City of

DRAFT

Attachment: 4.30.19.DRAFT.Hanford Full Document (Approve the CDBG Five-Year Consolidated Plan 2019-2023)

Hanford monitors and requires compliance with these standards as part of the building permit review, issuance, and inspection process.

The City imposes no special requirements or prohibitions on the development of housing for disabled persons beyond the requirements of the Americans with Disabilities Act. There is no concentration restriction for residential-care homes. State and federal law does not permit the City to regulate group homes of 6 or fewer residents. Group homes of 7 or more residents are permitted, with approval of a conditional use permit, in identified zones. The City has also adopted procedures for providing reasonable accommodations for persons with disabilities.

Single-Parent Families and Female-Headed Households

Primary housing needs for these single-parent households include affordability and units of appropriate size for the age and gender mix of children. Proximity to schools and to other services and amenities is also important for these special-needs group.

Large Families

Large families have a special need for three, four, or more bedroom units. Units of this size, affordable to low- and moderate-income households, are limited. This has resulted in many low-income households experiencing overcrowding, which 1,180 households in 2016 experienced. Of these households, renters are most affected with 80% experiencing overcrowding. This can be attribute, in part, to the "Americanization" of foreign-born households (15% of Hanford residents are foreign born), which tends toward multi-generational housing opportunities. As these families' cultural basis changes, the need for a larger unit in which two or three generations resides could diminish.

Discuss the size and characteristics of the population with HIV/AIDS and their families within the Eligible Metropolitan Statistical Area:

According to the California Department of Health Services, Office of AIDS, there were a cumulative total of 172 AIDS cases reported in Kings County through year-end 2016. Persons newly diagnosed with HIV infection in 2016 were 9, which is up from 8 in 2015.

National studies have shown that at least 25% of people with disabling AIDS will need supportive housing at some time during their illness. Special needs and issues related to the HIV/AIDS population include the following:

1. Finding and keeping housing is a crisis for many individuals and families living with HIV Disease in the Kings and Tulare County areas.
2. People living with HIV Disease in Kings and Tulare Counties are at risk of losing their housing at any time, because of poverty.
3. People with HIV Disease have complex health care needs and are often unemployed or under employed, under-insured or uninsured, which impacts their need for supportive housing.
4. Many people are struggling with substance abuse and mental illness, in addition to AIDS.
5. Women and families with children (where one or more are affected by HIV Disease) have unique social and support service needs, which can negatively impact their ability to maintain housing.
6. Poor rental and criminal histories make it hard for some people living with HIV Disease to find housing.

Attachment: 4.30.19.DRAFT.Hanford Full Document (Approve the CDBG Five-Year Consolidated Plan 2019-2023)

7. Some people living with HIV Disease report that they face discrimination when looking for and trying to keep housing.
8. Large majorities of people want to remain in their homes and live independently for as long as possible.

Kings County CARE Program is under the Intervention and Prevention Unit. This program offers Rapid HIV testing with results in 20 minutes. The program mission is to promote and protect the health and well-being of Kings County. Services offered are:

- Linkage to HIV/AIDS medical care
- Case management
- Counseling and education regarding HIV and safer sex practices
- Partner notification
- Emergency Financial Assistance
- ADAP-AIDS Drug Assistance Program
- HOPWA-Housing Opportunities for People With AIDS
- Program Goals are aligned with National HIV/AIDS Strategy:
    - Reducing HIV incidence
    - Increasing access to care and optimizing health outcomes
    - Reducing HIV-related health disparities

Discussion:

The National Coalition on Homelessness reports that the lack of affordable housing is a critical problem facing a growing number of people living with HIV and AIDS. The costs of health care and medications for people living with HIV/AIDS are often too high for people to afford. In addition, persons living with HIV/AIDS are in danger of losing their jobs due to discrimination or as a result of frequent health-related absences. As a result, up to 50 percent of persons living with HIV/AIDS in the United States are at risk of becoming homeless.

DRAFT

Attachment: 4.30.19.DRAFT.Hanford Full Document (Approve the CDBG Five-Year Consolidated Plan 2019-2023)

NA-50 NON-HOUSING COMMUNITY DEVELOPMENT NEEDS – 91.215 (F)

Describe the jurisdiction's need for Public Facilities:

The Public Facilities and Services Element of the General Plan is designed to address the City's public facilities needs and the physical and fiscal impacts associated with development of these public facilities. Public facilities covered in this element include water distribution, wastewater collection and disposal, storm water collection, and solid waste collection. This element also includes City services, including police and fire protection, schools, libraries, and other government facilities. To this end, the City has the following public facilities needs:

- **Water Distribution Facilities** - Hanford's water system is a ground water system. No surface water is used by the water system. Water is pumped from wells over 1,500 feet deep. The well depth is determined by the water quality. Hanford's water distribution system includes 4-inch to 30-inch pipes with water mains laid out on an approximately one-mile grid. Expansion of the system will require continued looping of lines and expansion of fire flow reserve facilities.
- **Wastewater Facilities**- Hanford's existing wastewater system includes a treatment facility south of Houston Avenue and east of 11th Avenue with a current treatment capacity of 8 million gallons per day. There is a network of over 200 miles of sewer collection lines with 21 sewer lift stations at various locations throughout the city.
- **Storm Water Drainage Facilities-**Storm water drainage infrastructure includes natural drainage channels, retention and detention basins, piping, drainage inlets, street gutters, and pump stations.
- **Solid Waste Disposal/Recycling**-The City of Hanford provides refuse collection, as well as segregated green waste and recyclable collection within the incorporated limits of the city and in designated county areas. The solid waste is taken to a disposal and recycling facility at Hanford-Armona Road and SR 43, which is operated by Kings County Waste Management Authority, a joint powers agency of which the City of Hanford is a member.
- **Law Enforcement-**The Hanford Police Department provides police protection services within the City of Hanford. The goal of the Department is to reduce the impact of crime and the fear it causes to victims of those crimes. The Department supports a policing philosophy that promotes and supports organizational strategies to address the causes of crime and social disorder through problem-solving tactics and community/police partnerships. The Police Department operates out of a single station, located at 425 North Irwin Street.
- **Protection and Emergency Services-**The Hanford Fire Department provides emergency and fire-protection services for residents and buildings within the city limits. Emergency services provided by the Fire Department include technical rescue, hazardous materials response, emergency medical services, and emergency disaster management. Station 1, located at 350 W. Grangeville Boulevard, provides service north of SR 198, while Station 2 at 10553 Houston Avenue provides south of SR 198.

  The Kings County Fire Department also provides additional services for the unincorporated areas, and serves as the Office of Emergency Management for all of Kings County. There are two County fire stations just outside the Plan Area, on Houston Avenue just east of SR 43, and in the

DRAFT

Attachment: 4.30.19.DRAFT.Hanford Full Document (Approve the CDBG Five-Year Consolidated Plan 2019-2023)

community of Armona. American Ambulance, a private company, provides emergency medical transportation services in the Plan Area.

- **School Facilities -**There are six elementary school districts and one high school district within the Planning Area. They are Hanford Joint Union High School District, Hanford Elementary School District, Pioneer Union Elementary School District, Kings River-Hardwick Union Elementary School District, Kit Carson Union Elementary School District, Lakeside Union Elementary School District, and Armona Union Elementary School District. There are also private schools that provide educational services.
- **Other Public Buildings and Services**- The City of Hanford owns and operates a number of public buildings that provide governmental and civic services to the community. The Civic Center Park, and its adjacent public buildings, is focal point in the community and act as a gathering place for a number of activities. The site includes the Civic Auditorium, the Veterans Memorial Building, the Bastille, and the old County Courthouse.

How were these needs determined?

The Public Facilities and Services Element of the General Plan.

Describe the jurisdiction's need for Public Improvements:

Streets and Highways

According to the City's General Plan Transportation and Circulation Element, Hanford must plan for "a balanced, multimodal transportation network that meets the needs of all users of streets, roads, and highways for safe and convenient travel in a manner that is suitable to the rural, suburban, or urban context of the general plan".

Streets and highways provide opportunities for most modes of transportation, including walking, biking, personal vehicles, public-transit buses, and heavy freight trucks. They are the most utilized infrastructure in the transportation network and can most easily adapt to changing needs. To this end, the Streets and Highways Needs are:

- City streets that meet the needs of bicyclists, pedestrians, children, motorists, persons with disabilities, the elderly, users of public transportation, and commercial goods movers.
- State highways that provide effective mobility to regions outside the Planning Area.

Downtown Hanford

According to the City's General Plan Economic Development Element, the need for Public Improvements centers around Downtown Hanford. Downtown Hanford is the historic center for Hanford's commercial activity and as its hub for public gathering and interaction. It is the focal point of community activity and pride. A healthy, active downtown provides a foundation for the community and conveys a positive message to prospective businesses about Hanford's quality of life. Downtowns are typically the most dynamic areas of a city, and they continually evolve to meet the needs of changing culture over years and decades. The City of Hanford continues to engage in numerous efforts to make a place where businesses successfully operate, cultural and entertainment opportunities are enjoyed, and people can interact with each other. Specific public improvements within Downtown include the following:

DRAFT

Attachment: 4.30.19.DRAFT.Hanford Full Document (Approve the CDBG Five-Year Consolidated Plan 2019-2023)

- *Downtown Infrastructure Improvements*- Maintain parking, lighting, landscaping, sidewalk and other public improvements that support business activity and movement in the Downtown area.
- *Property-Based Improvement Districts*-Encourage the use of property-based improvement districts to finance infrastructure improvements that benefit all Downtown properties.

Residential Land Use

The residential land-use districts vary-primarily through development densities and as the street improvements required in each district. The higher residential densities occur within the city's center core and along arterial roadways. Residential land-use designations are organized into the following categories: Low-Density Residential, Medium Density Residential, and High Density Residential. For residential land use, the public improvement needs are:

- *Availability of Infrastructure* - Ensure that new residential developments have sufficient urban infrastructure and public facilities to accommodate the number and type of development being proposed.
- *Maintenance Districts* - Require new residential subdivisions to form maintenance districts to maintain shared public improvements, such as landscaping, lighting, walls, streets, and other improvements, as determined by the City Council.

How were these needs determined?

The City of Hanford's General Plan.

Describe the jurisdiction's need for Public Services:

The Public Facilities and Services Element is an element of the General Plan which includes City services, including police and fire protection, schools, libraries, and other government facilities. According to this Element, the following are the Public Services Needs of the City:

Law Enforcement

The Hanford Police Department provides police protection services within the City of Hanford. The goal of the Department is to reduce the impact of crime and the fear it causes to victims of those crimes. The Department supports a policing philosophy that promotes and supports organizational strategies to address the causes of crime and social disorder through problem, solving tactics and community/police partnerships. The Police Department operates out of a single station, located at 425 North Irwin Street. Law Enforcement Needs:

- Crime prevention and reduction throughout the community.
- Functional public buildings to adequately house police protection personnel and equipment.

Fire Protection and Emergency Services

The Hanford Fire Department provides emergency and fire-protection services for residents and buildings within the city limits. Emergency services provided by the Fire Department include technical rescue, hazardous-materials response, emergency medical services, and emergency disaster management. Station 1, located at 350 W. Grangeville Boulevard, provides service north of SR 198; while Station 2, at 10553 Houston Avenue, provides service south of SR 198.

DRAFT

Attachment: 4.30.19.DRAFT.Hanford Full Document (Approve the CDBG Five-Year Consolidated Plan 2019-2023)

The Kings County Fire Department provides additional services for the unincorporated areas, and serves as the Office of Emergency Management for all of Kings County. There are two County fire stations just outside the Plan Area, on Houston Avenue just east of SR 43, and in the community of Armona. American Ambulance, a private company, provides emergency medical transportation services in the Plan Area. Fire Protection and Emergency Services Needs are:

- Prevention of loss of life and property from fire or other disaster:
- Functional public buildings to house fire and emergency-services personnel and equipment.

School Facilities

There are six elementary school districts and one high school district within the Planning Area. They are Hanford Joint Union High School District, Hanford Elementary School District, Pioneer Union Elementary School District, Kings River-Hardwick Union Elementary School District, Kit Carson Union Elementary School District, Lakeside Union Elementary School District, and Armona Union Elementary School District. There are also private schools that provide educational services. School Facilities Need is:

- Adequate provision of school facilities to serve projected growth.

Other Public Buildings and Services

The City of Hanford owns and operates a number of public buildings that provide governmental and civic services to the community. Public Buildings and Services needs are:

- Timely, functional, safe, and attractive public buildings that meet the needs of current and future residents. The Civic Center Park, and its adjacent public buildings, are a focal point in the community and act as gathering places for a number of activities. The site includes the Civic Auditorium, the Veterans Memorial Building, the Bastille, and the old County Courthouse.

How were these needs determined?

The City of Hanford's General Plan.

DRAFT

Attachment: 4.30.19.DRAFT.Hanford Full Document (Approve the CDBG Five-Year Consolidated Plan 2019-2023)

HOUSING MARKET ANALYSIS

MA-05 OVERVIEW

Housing Market Analysis Overview:

There are 18,777 total housing units in the City of Hanford, based on the American Community Survey. Most of the data used here is derived from the 2009-2013 5-year estimates, coupled with information from federal, state, county and Hanford City sources. Most of the housing units in the area are over 30 years in housing age. However, due to consistent funding initiatives, most of these units are in good condition.

Most of the housing units are 1-unit detached structures, which serve households with an average family size of 3.01 people. This is commensurate with the majority of structures having 2 or 3 bedrooms. Relationships between income and affordability of housing are also highlighted, to show trends in overpayment and overcrowding that affect access to better housing. The link between workforce skills and income is also explored to further show the relationship between level of income and housing.

Income Category	Avenal	Corcoran	Hanford	Lemoore	Unincorporated Kings County
New Construction					
Extremely Low	73	108	549	339	93
Very Low	72	107	548	338	93
Low	108	161	821	507	138
Moderate	115	169	865	534	147
Above-Moderate	271	401	2,049	1,267	347
Rehabilitation					
Extremely Low	5	10	10	10	12
Very Low	5	20	40	10	13
Low	10	45	50	10	25
Moderate	0	0	0	10	0
Above-Moderate	0	0	0	0	0
Conservation					
Extremely Low	317	593	718	624	197

DRAFT

Attachment: 4.30.19.DRAFT.Hanford Full Document (Approve the CDBG Five-Year Consolidated Plan 2019-2023)

The table above shows the quantified objectives of the Kings County Housing Element for 2016-2023. The programs and grants that could support the realization of these targets are also highlighted below.

DRAFT

Attachment: 4.30.19.DRAFT.Hanford Full Document (Approve the CDBG Five-Year Consolidated Plan 2019-2023)

MA-10 NUMBER OF HOUSING UNITS – 91.210(A)&(B)(2)
Introduction

Based on the 2009-2013 ACS, the structures with the highest number of units continue to be the highest at 13,806 (73.5%). This is an increase from 13,126 during the 2006-2010 period. The smallest number of units in the City is mobile homes, which accounts for 2.3%. Multifamily units are a combined 4,539, comprising 24.2% of the total. The 2- or 3- bedroom structures were the highest, with 74.5% of them being owner occupied and 73.3% of them being rented. The lowest size by tenure were the no-bedroom structures, at 68 owner-occupied and 195 rented units.

All residential properties by number of units

Property Type	Number	%
1-unit detached structure	**13,806**	**73.5**
1-unit, attached structure	**479**	**2.6**
2-4 units	**1,819**	**9.7**
5-19 units	**1,360**	**7.2**
20 or more units	**881**	**4.7**
Mobile Home, boat, RV, van, etc	**432**	**2.3**
Total	**18,777**	**100**

TABLE 22 – RESIDENTIAL PROPERTIES BY UNIT NUMBER

Data Source: 2009-2013 ACS

Unit Size by Tenure

	Owners		Renters	
	Number	%	Number	%
No bedroom	**68**	**0.7**	**195**	**2.6**
1 bedroom	**77**	**0.8**	**3121**	**14.6**
2 or 3 bedrooms	**7195**	**74.5**	**5,500**	**73.3**
4 or more bedrooms	**2318**	**24.0**	**713**	**9.5**

TABLE 23 – UNIT SIZE BY TENURE

Data Source: 2009-2013 ACS

Describe the number and targeting (income level/type of family served) of units assisted with federal, state, and local programs.

<u>The Kings County Community Development Block Grant (CDBG)</u>

The Community Development Block Grant (CDBG) program was established by the federal Housing and Community Development Act of 1974. The California program is administered by the Department of Housing and Community Development (HUD). There are several areas under which applications can be made. They can be done through general allocation that includes housing acquisition, rehabilitation, public works and community facilities or through the Economic Development components, such as

DRAFT

Attachment: 4.30.19.DRAFT.Hanford Full Document (Approve the CDBG Five-Year Consolidated Plan 2019-2023)

infrastructure grants, micro-enterprise assistance, loans, and grants for businesses. The State of California makes these funds available for different jurisdictions to make applications under one or both application tracks. The allocations are made for the specified activities indicated in the applications of the successful applicants after they enter into contracts with the State. The projects are required to benefit low- to moderate-income households that have up to 80% of the county HAMI. The City of Hanford emergency repair program and the water utility payment assistance program are funded from these allocations.

The Housing Choice Voucher program

This is administered by the Kings County Housing Authority. The program is funded by the federal government through HUD. The purpose is to create opportunities for affordable rental housing by low-income families, to ensure availability and affordability of safe housing units. This program also involves private owners and rentals. Interested parties apply and are put on a waiting list. Upon selection, the level of income and other considerations are ascertained by way of documentation. The landlords/owners select their tenants, and the preceding paperwork is submitted to the Kings Housing Authority. Once a housing-assistance payment contract is signed, the beneficiaries have a subsidy on their rent. The maximum rental subsidy is the payment standard, minus the total tenant payment. The total tenant payment is the highest of:

- 30% of adjusted income
- 10% of total monthly income
- the welfare rent
- minimum rent ($50)

The HOME Buyer Program

Referred to as the Home Sweet Home First-time Buyers program in the City of Hanford, the program gives persons looking to buy their first home an opportunity to qualify for home ownership. According to the Kings County guidelines for the HOME program, this assistance is provided in the form of deferred payment for affordable housing units that will be occupied by the homebuyers as their primary residence. The program offers a 30-year loan with deferred payments (meaning no payment due) for the entirety of the loan term. The loan carries a 2% fixed-interest rate and is secured by a Second Deed of Trust. The loans cover an amount not exceeding $75,000 for deposit or closing amount for any new or existing units within the jurisdiction. This program also targets low- to moderate-income households.

Provide an assessment of units expected to be lost from the affordable housing inventory for any reason, such as expiration of Section 8 contracts.

There are 44 complexes, consisting of 2,400 units, currently under subsidized housing contracts in Kings County. Of these units, 766 are in Hanford, with no risk of loss from the affordable housing inventory to the market rate. This is because the contract period ranges from a 10-year period to perpetuity.

Does the availability of housing units meet the needs of the population?

The availability of housing units is greatly determined by incomes and physical availability of housing units. In Hanford, referencing the ACS 5-year estimates from 2009-2017, there is an increase in the number of households that pay over 30% of their income over a 12-month period to maintain their homes. For

OMB Control No: 2506-0117 (exp. 06/30/2018)

Attachment: 4.30.19.DRAFT.Hanford Full Document (Approve the CDBG Five-Year Consolidated Plan 2019-2023)

DRAFT

owner-occupied housing units, this was mainly the case for very low- to low-income households. The same was the case for renter-occupied units. This shows the number of affordable housing units is still not sufficient for the population. This may, however, be mitigated by the Regional Needs Housing Allocation Plan (RNHA) for Kings County 2016-2023. The Plan seeks to indicate the number of units the County needs to plan for to ensure quality and affordable housing. The RNHA also needs to consider zoning regulations, and development in areas that are otherwise underutilized. The recommended number of additional units is 4,832 for the City of Hanford.

Describe the need for specific types of housing:

With a rising population of an average of 3 people per household, there is greater need for more multi-family units. Based on the RNHA Plan, the low-income households should be considered. This is shown in the table below, extracted from the 2016-2023 approved housing element.

Regional Housing Needs, 2016-2023

Jurisdiction	Extremely Low*	Very Low*	Low	Moderate	Above Mod	Total
Hanford	549	548	821	865	2,049	4,832

Discussion

The number of units includes those built and those preserved. Those built or preserved by 1 January 2014 are added to the new RNHA Period from 2016-2023. While there is no risk of losing units in the affordable housing programs, there are still possibilities of changes in the market, due to the rising costs of houses and rent. While there is a great need for extremely low- to moderate-income households, it is important to further examine the overcrowding rate, which is directly proportionate to income level. This will help determine the number of units required to fulfill the need over a one- to two-year timestamp. This may, in turn, reduce the number of households overpaying within the affordable housing programs. It is important to also note that the zoning regulations will greatly affect the number of housing units. This will be further examined in a later section within this document.

DRAFT

Attachment: 4.30.19.DRAFT.Hanford Full Document (Approve the CDBG Five-Year Consolidated Plan 2019-2023)

MA-15 HOUSING MARKET ANALYSIS: COST OF HOUSING - 91.210(A)
Introduction:

This section describes the cost of housing in the City of Hanford and also in the greater Kings County. The focus is not only on the value of housing units but also on the ability of renters and owners to afford housing. This data is primarily extracted from the ACS 5-year estimates for 2009-2013. This highlights the affordability of housing in the City of Hanford, particularly for extremely low- to moderate-income households. The fair market rent is determined by the housing demand and supply in an area, while the HOME Rent is what beneficiaries of the affordable housing programs pay.

Cost of Housing

	Base Year: 2013	Most Recent Year: 2017	% Change
Median Home Value	178,800	192,900	3.97
Median Contract Rent	843	876	1.92

TABLE 24 - COST OF HOUSING

Data Source Comments: ACS 5-year Estimates, department of numbers.com

Rent Paid	Number	%
Less than $500	746	9.8%
$500-999	3526	46.3%
$1,000-1,499	2369	31.1%
$1,500-1,999	746	9.8%
$2,000 or more	229	3%
Total	7616	***100%***

TABLE 25 - RENT PAID

Data Source Comments: 2013-2017 ACS 5-year estimates

Housing Affordability

% Units affordable to Households earning	Renter	Owner
30% HAMFI	255	No Data
50% HAMFI	785	339
80% HAMFI	3,170	1,084

OMB Control No: 2506-0117 (exp. 06/30/2018)

DRAFT

Attachment: 4.30.19.DRAFT.Hanford Full Document (Approve the CDBG Five-Year Consolidated Plan 2019-2023)

% Units affordable to Households earning	Renter	Owner
100% HAMFI	No Data	2,044
Total	***4,210***	***3,467***

TABLE 26 - HOUSING AFFORDABILITY

Data Source: 2009-2013 CHAS

Monthly Rent

Monthly Rent ($)	Efficiency (no bedroom)	1 Bedroom	2 Bedroom	3 Bedroom	4 Bedroom
Fair Market Rent	747	752	929	1331	868
High HOME Rent	720	752	929	1065	1169
Low HOME Rent	525	562	675	778	1496

TABLE 27 – MONTHLY RENT

Is there sufficient housing for households at all income levels?

Based on the Kings County RHNA for 2016-2023, the required units are indicated in MA-10. The percentages for each income group are indicated below:

Jurisdiction	Very Low % of Total	Low % of Total	Moderate % of Total	Above Moderate % of Total	Total % of Total
Hanford	1,097 22.70%	821 17.00%	865 17.90%	2,049 42.40%	4,832 100%

How is affordability of housing likely to change considering changes to home values and/or rents?

Affordability is greatly determined by the level of income. The median household income in Hanford for 2017 was $55,327. The cost of housing is considered overpayment when more than 30% of the household income is used to secure housing. The median home value has increased by $2,820 and the median home rent has increased by $79.20 every year, from 2013 to 2017. The affordable monthly rent for extremely low-income households is $606, while the maximum affordable rent is $724. Maximum affordable rent for low-income households is $1,158 and $1,758 for moderate-income households. It is likely that overpayment by both renters and owners will increase.

How do HOME rents / Fair Market Rent compare to Area Median Rent? How might this impact your strategy to produce or preserve affordable housing?

The area median rent is $876. However, the fair market rent and high HOME rent for 2- and 3- bedroom households, which are occupied by 73.3% of renters, are significantly higher at $929, $1,331 and $1,065.

OMB Control No: 2506-0117 (exp. 06/30/2018)

DRAFT

Attachment: 4.30.19.DRAFT.Hanford Full Document (Approve the CDBG Five-Year Consolidated Plan 2019-2023)

This shows that moderate-income households are already paying the fair market rate for affordable housing. While the share of units that need to be built for moderate incomes is 17.9% of the total for Hanford, more needs to be done to preserve the existing affordable housing units, in order to maintain the current inventory.

Discussion:

The table below shows housing demand and growth factors for the City of Hanford. The Growth Rate is determined by the jurisdiction as a percentage of the Kings County total. The adjacent figures are weights determined by the effect on housing growth as determined by RHNA 2014 methodology. The Regional Housing Needs were determined in 2014 by the Department of Housing and Community Development.

Jurisdiction	Growth Rate x .75	Building Permits x .10	Market Demand x .10	Other Growth Factors x .05	Total Weighted Percentage	Units to be Allocated
Hanford	45.03% 33.77%	45.63% 4.56%	59.43% 5.94%	60.00% 3.00%	47.28%	4,832

The most common structures are currently the single detached houses. To be able to meet the housing demand, the allocated units should be multi-unit structures. This is affected by the factors above. While housing costs can affect the affordability of housing, the policies that govern construction and maintenance, such as zoning regulations, will need to be thoroughly considered. This can be examined further in MA-40, which will look at barriers to affordable housing.

DRAFT

Attachment: 4.30.19.DRAFT.Hanford Full Document (Approve the CDBG Five-Year Consolidated Plan 2019-2023)

MA-20 HOUSING MARKET ANALYSIS: CONDITION OF HOUSING – 91.210(A)

Introduction

This section will examine the state of housing units to determine the level of suitability for both occupied and vacant units. Housing units need to be maintained to ensure reinvestment, safety and quality of housing. There are 4 conditions examined under the ACS data to determine the need for rehabilitation: lacking complete plumbing facilities, lacking complete kitchen facilities, with 1.01 or more occupants per room, selected monthly owner costs as a percentage of household income greater than 30 percent, and gross rent as a percentage of household income greater than 30 percent.

Definitions

According to the California housing law and regulations, a housing unit is considered substandard when its condition endangers "the life, limb, health, property, safety, or welfare of the public or the occupants". These conditions include inadequate or lack of sanitation facilities, such as poor water supply, lavatory and shower; structural hazards, such as poor or deteriorating flooring, foundations and walls, and poor condition of wiring and plumbing, to name a few.

Condition of Units

Condition of Units	Owner-Occupied		Renter-Occupied	
	Number	%	Number	%
With one selected Condition	2,725	28.2	2,861	38.1
With two selected Conditions	199	2.1	842	11.2
With three selected Conditions	0	0	19	0.3
With four selected Conditions	0	0	35	0.5
No selected Conditions	6,734	69.7	3,746	49.9
Total	9,658	100	7,503	100

TABLE 28 - CONDITION OF UNITS

Data Source: 2009-2013 ACS

Year Unit Built

Year Unit Built	Owner-Occupied		Renter-Occupied	
	Number	%	Number	%
2000 or later	2,028	21	900	12
1980-1999	3,757	38.9	2,416	32.2
1960-1979	2,337	24.2	2,641	35.2
Before 1960	1,526	15.8	1,538	20.5
Total	9,648	100	7,495	100

TABLE 29 – YEAR UNIT BUILT

Data Source: 2009-2013 CHAS

DRAFT

Attachment: 4.30.19.DRAFT.Hanford Full Document (Approve the CDBG Five-Year Consolidated Plan 2019-2023)

Risk of Lead-Based Paint Hazard

Risk of Lead-Based Paint Hazard	Owner-Occupied		Renter-Occupied	
	Number	%	Number	%
Total Number of Units Built Before 1980				
Housing units built before 1980 with children present				

TABLE 30 – RISK OF LEAD-BASED PAINT

Data Source: 2009-2013 ACS (Total Units) 2009-2013 CHAS (Units with Children present)

Vacant Units

	Suitable for Rehabilitation	Not Suitable for Rehabilitation	Total
Vacant Units			
Abandoned Vacant Units			
REO Properties			
Abandoned REO Properties			

TABLE 31 - VACANT UNITS

Need for Owner and Rental Rehabilitation

Homes need more maintenance after 30 years. 7,620 owner-occupied units and 6,595 renter-occupied units require frequent maintenance and preservation to maintain their quality. A comprehensive survey was conducted in 2010 by all counties in the state, and the units were divided into these categories – sound, minor repair, moderate repair, substantial repair, or dilapidated. The results for Hanford were as follows:

Jurisdiction	Housing Conditions				
	Sound	Minor Repair	Moderate Repair	Substantial Repair	Dilapidated
Hanford	73%	19%	8%	<1%	<1%

Source: Housing Conditions Reports for individual jurisdictions (2008-09)

This shows that most of the housing units in Hanford are well maintained. The Community Development Block Grant provides funding for the rehabilitation of housing units. The zoning and building regulations for each area need to be adhered to, and rehabilitated homes should be residential units that will be occupied post-rehabilitation.

Estimated Number of Housing Units Occupied by Low- or Moderate-Income Families with LBP Hazards

Homes built before 1978 have a risk of lead based paint hazards, especially those that are 50+ years old. These structures require substantial repairs, such as plumbing systems, electrical re-wiring and upgrades, ceiling repairs, and repainting.

DRAFT

Attachment: 4.30.19.DRAFT.Hanford Full Document (Approve the CDBG Five-Year Consolidated Plan 2019-2023)

Age of Housing Stock

Housing Type	Hanford		Kings County	
	Units	%	Units	%
Total housing units	18,777	100%	44,134	100%
Built 2010 or later	87	0.5%	188	0.4%
Built 2000 to 2009	3,087	16.4%	7,815	17.7%
Built 1990 to 1999	4,034	21.5%	8,145	18.5%
Built 1980 to 1989	2,729	14.5%	6,615	15.0%
Built 1970 to 1979	3,215	17.1%	7,539	17.1%
Built 1960 to 1969	2,036	10.8%	4,765	10.8%
Built 1950 to 1959	1,774	9.4%	4,145	9.4%
Built 1940 to 1949	611	3.3%	2,009	4.6%
Built 1939 or earlier	1,204	6.4%	2,913	6.6%

The table above shows that 47% of housing units in Hanford are at risk of LBP Hazards, based on the year built. This adds up to 8,840 units of all units built before 1969, a total of 5,625 will require substantial maintenance to remain in the affordable housing inventory.

Discussion

The Community Development Block Grant (CDBG) has been providing funding for Kings County and all its jurisdictions, including the City of Hanford, through grants for homeowners, particularly from low-income households, to preserve their homes. The Kings County rehabilitation program also provides homeowners with an opportunity to receive loans to repair their homes, so that they are compliant with the housing health and safety codes. The funds are allocated to provide both substantial and moderate repairs for low-income households. There is still more funding required to rehabilitate and repair households that are renter occupied. This is of paramount importance, since 2.5% of renter-occupied households experience severe overcrowding, which is an indicator of a lack of adequate income to afford housing.

DRAFT

Attachment: 4.30.19.DRAFT.Hanford Full Document (Approve the CDBG Five-Year Consolidated Plan 2019-2023)

MA-25 PUBLIC AND ASSISTED HOUSING – 91.210(B)

Introduction:

The information in this section shows the number of housing units in the public and assisted-housing programs, along with goals set to ensure continuity of existing programs to maintain the units. These are mainly coordinated through federal funds disbursed through the Kings County Housing Authority and agencies. There are various developments in Hanford including:

- Cameron Commons, which has 7 two-bedroom and 3 three-bedroom units at other low-income levels and 17 two-bedroom and 5 three-bedroom units at very-low-income levels
- Sunnyside Village with 151 one- to five-bedroom homes
- Sycamore Court which has 17 two- to four-bedroom homes

Totals Number of Units

Program Type									
	Certificate	Mod-Rehab	Public Housing	Vouchers					
				Total	Project-based	Tenant-based	Special Purpose Voucher		
							Veterans Affairs Supportive Housing	Family Unification Program	Disabled *
# of units vouchers available			268	688			0	0	0
# of accessible units									
*includes Non-Elderly Disabled, Mainstream One-Year, Mainstream Five-year, and Nursing Home Transition									

TABLE 32 – TOTAL NUMBER OF UNITS BY PROGRAM TYPE

Data Source: PIC (PIH Information Center)

Describe the supply of public housing developments:

The Kings County Housing Authority has the following units in the section 8 and affordable housing program:

- 688 Section 8 Housing Choice Vouchers (varies according to funding)
- 268 Public Housing Units
- 32 State Housing Apartments
- 6 Foster Youth Transitional Housing Program Slots
- 45 Farm Labor Housing Residences
- 44 Senior Citizen Apartments
- 1 Market Rate Single Family Home

DRAFT

Attachment: 4.30.19.DRAFT.Hanford Full Document (Approve the CDBG Five-Year Consolidated Plan 2019-2023)

Management of these units is shared among the cities of Hanford, Corcoran, Avenal, and Lemoore, to maintain the affordable-housing inventory and to provide transitional shelter within the jurisdiction.

Describe the number and physical condition of public housing units in the jurisdiction, including those that are participating in an approved Public Housing Agency Plan:

Most of the housing units within the jurisdiction are in good condition. There are about 766 housing units in Hanford that have been created through city, state, federal and county programs that will be continuously monitored, to ensure that they become at-risk housing for transition into market-rate rent. The following table shows the number of housing units in different affordable housing programs within Hanford:

	(Hanford, CA CDBG) Jurisdiction	
Housing Units	**#**	**%**
Total housing units	18,600	-
Public Housing	168	0.90%
Project-based Section 8	146	0.78%
Other Multifamily	N/A	N/A
HCV Program	347	1.87%

DRAFT

Attachment: 4.30.19.DRAFT.Hanford Full Document (Approve the CDBG Five-Year Consolidated Plan 2019-2023)

Public Housing Condition

Public Housing Development	Average Inspection Score

TABLE 33 - PUBLIC HOUSING CONDITION

Describe the restoration and revitalization needs of public housing units in the jurisdiction:

This is explained in detail in MA-20 above. In summary, there will be continued funding through the CDBG, to ensure at least 10-15 units are rehabilitated annually, particularly in southwest and central Hanford.

Describe the public housing agency's strategy for improving the living environment of low- and moderate-income families residing in public housing:

The Kings Housing Element 2016-2023 Plan outlines the following goals to ensure housing needs are met in all Kings County jurisdictions, including the City of Hanford.

GOAL 1. Improve and maintain the quality of housing and residential neighborhoods.

Policy 1.1 Promote and improve the quality of residential properties by ensuring compliance with housing and property maintenance standards.

Policy 1.2 Assist in the repair, rehabilitation, and improvement of residential structures; demolish and replace structures which are dilapidated and beyond repair.

Policy 1.3 Invest in infrastructure and public facilities to ensure that adequate water, sewer, roads, parks, and other needed services are in place to serve existing and future residential developments.

Policy 1.4 Preserve assisted rental housing for long-term occupancy by low- and moderate-income households.

GOAL 2. Facilitate and encourage the provision of a range of housing types and prices to meet the diverse needs of residents.

Policy 2.1 Provide adequate sites for housing through appropriate land use, zoning and development standards to accommodate the regional housing needs for the current planning period.

Policy 2.2 Work collaboratively with nonprofit and for-profit developers to seek state and federal grants to support the production of affordable housing.

Policy 2.3 Ensure the adequate provision of water, sewer, roads, public facilities, and other infrastructure necessary to serve new housing.

Policy 2.4 Support the construction of well designed and energy-efficient high-quality single- and multi-family housing.

GOAL 3. Remove or mitigate, to the extent feasible and appropriate, potential governmental constraints to the production, maintenance, improvement and affordability of housing.

Policy 3.1 Offer regulatory and/or financial incentives, as available and appropriate, to encourage the construction of quality housing.

DRAFT

Attachment: 4.30.19.DRAFT.Hanford Full Document (Approve the CDBG Five-Year Consolidated Plan 2019-2023)

Policy 3.2 Periodically review local ordinances and building regulations to ensure that they do not unduly impede housing investment.

Policy 3.3 Utilize planned developments and other creative mechanisms to facilitate the construction of more creative, well designed, housing projects.

Policy 3.4 Ensure that developments are processed efficiently to minimize holding costs and comply with the Permit Streamlining Act.

GOAL 4. Provide housing assistance to extremely-low-, very-low-, low-, and moderate-income households and those with special housing needs.

Policy 4.1 Support the provision of rental assistance to provide affordable housing options for extremely-low-, very-low- and low-income households.

Policy 4.2. Participate in efforts to expand homeownership opportunities to lower- and moderate-income households through down-payment assistance and other homeownership programs.

Policy 4.3 Support the provision of housing suitable for special-needs groups, including seniors, people with disabilities, homeless people, military personnel, large households, single-parent families, and farm workers.

Policy 4.4 Develop and maintain collaborative efforts among nonprofits, for-profit developers, and public agencies to encourage the development, maintenance, and improvement of housing.

GOAL 5. Further equal housing opportunities for persons, regardless of status.

Policy 5.1 Support enforcement of fair housing laws prohibiting arbitrary discrimination in the development, financing, rental, or sale of housing.

Policy 5.2 Periodically review City ordinances and development regulations and modify, as necessary, to accommodate housing for disabled persons.

Discussion:

About 175 units are operated in Hanford. These affordable-housing units are operated for the entire Kings County, since Hanford is the largest area in the jurisdiction. The Goals from the 2016-2023 housing element intend to continue most of the preservation programs that serve housing in very-low- to moderate-income areas. These should be considered when drawing up the next action plan for the area, to ensure continuity and improvements in public and accessible housing.

DRAFT

Attachment: 4.30.19.DRAFT.Hanford Full Document (Approve the CDBG Five-Year Consolidated Plan 2019-2023)

MA-30 HOMELESS FACILITIES AND SERVICES – 91.210(C)

Introduction

This section explores alternative housing for persons who are homeless within the City of Hanford and the greater Kings County area. The groups particularly at risk are youth, persons with health issues (including those with mental illness and/or substance abuse issues), and veterans. While causes for homelessness have not been captured in this section, different programs facilitated, from the federal to the local level, seek to improve the quality of life of homeless persons. Homelessness here captures people who live in places unsuitable for human habitation, (such as cars), persons who live with other people but are not official tenants (better known as 'couch surfing'), and persons who have no shelter at all. This section also outlines some of the existing interventions to assist these people, including housing, healthcare, and employment/job training initiatives.

Facilities and Housing Targeted to Homeless Households

	Emergency Shelter Beds		**Transitional Housing Beds**	**Permanent Supportive Housing Beds**	
	Year Round Beds (Current & New)	**Voucher / Seasonal / Overflow Beds**	**Current & New**	**Current & New**	**Under Development**
Households with Adult(s) and Child(ren)	0	0	0	0	0
Households with Only Adults	0	0	0	0	0
Chronically Homeless Households	0	0	0	0	0
Veterans	0	0	0	0	0
Unaccompanied Youth	0	0	0	0	0

TABLE 34 - FACILITIES AND HOUSING TARGETED TO HOMELESS HOUSEHOLDS

Data Source Comments:

DRAFT

Attachment: 4.30.19.DRAFT.Hanford Full Document (Approve the CDBG Five-Year Consolidated Plan 2019-2023)

Describe mainstream services, such as health, mental health, and employment services to the extent those services are used to complement services targeted to homeless persons

While this is not the full list of services and programs, it is reflective of what is provided in the community:

CalWORKs Program- The California Work Opportunity and Responsibility to Kids (CalWORKs) is a state assisted initiative that gives cash and services to families in need. The program is for families that have a child/children in the home who have been deprived of parental support or care because of the absence, disability or death of either parent, families with a child/children when both parents are in the home but the principal earner is unemployed, and the caretaker relatives of a foster child/children. Initiatives under this program in Kings County include:

- The CalWORKs temporary home program--This program offers subsidies for temporary accommodations for families. It offers 16 days of hotel vouchers at $65/night for a family of three and an additional $15 each for any additional family members.
- The CalWORKs Permanent Homeless program--A security deposit on permanent housing and utility deposits is offered. It is available to families once every twelve (12) months. Monthly rent must be no more than 80% of the family's total monthly household income.
- The CalWORKs Arrears Program--This offers up to two (2) months of missed rent payments. It is also available to families once every twelve (12) months. Monthly rent must be no more than 80% of the family's total monthly household income.

Housing Support Program--This is available for families already receiving CalWORKs benefits. It offers security deposit, tiered rental subsidy for up to ten (10) months, utility deposits, and appliances/furniture.

Bringing Families Home--This is for families that only require housing to reunite. Families also require a plan to show they can sustain the rent after the program ends. This is reviewed on a case-by-case basis.

Karelink--This is part of the Medi-Cal program, which offers low-cost or free medical services to low-income adults and persons suffering from substance abuse and/or mental health, families with children, seniors, persons with disabilities, pregnant women, children in foster care, and former foster youth up to age 26. The program works on referrals, by creating links to different health-service providers and caregivers within Kings County.

Welfare To Work Program--This is for CalWORKs eligible families with the main aim of creating opportunities to improve skills and get work opportunities. Services offered include Vocational Training/College Course Work, High School Diploma/GED Classes, Domestic Violence Assistance, Job Search Classes and Referrals, and Alcohol and Drug Counseling and Treatment Referrals.

CalFresh Program (formerly called Food Stamps): Provides subsidized food budgets for families with low incomes, to ensure balanced nutrition and other essential items. This is done through the Electronic Benefit Transfer cards.

List and describe services and facilities that meet the needs of homeless persons, particularly chronically homeless individuals and families, families with children, veterans and their families, and unaccompanied youth. If the services and facilities are listed on screen SP-40 Institutional Delivery Structure or screen MA-35 Special Needs Facilities and Services, describe how these facilities and services specifically address the needs of these populations.

DRAFT

Attachment: 4.30.19.DRAFT.Hanford Full Document (Approve the CDBG Five-Year Consolidated Plan 2019-2023)

There are a number of facilities and programs that address homelessness throughout Kings and Tulare Counties. While this is not the full list of services and facilities, it is reflective of what is provided in the community:

Hannah's House— Located in Hanford, it provides transitional housing and inpatient substance- abuse treatment for women. It is also open to homeless individuals, people with children under 5 years old, those who require prenatal care, and to people with substance abuse issues.

Kings United Way— Homeless Information Management system that was set up by HUD as a database for potential funders on programs within the county. There are 19 organizations and 48 programs under this system in Kings and Tulare Counties, including:

- Visalia Rescue Mission— Facility offers hot meals and overnight accommodations seven days a week, 365 days per year, 24 hours a day. It provides 30 beds for homeless individuals who are released from the hospital or experiencing illness living on the streets. An additional 79 days to cater to other groups. There are transitional shelter programs that assist homeless persons to get permanent housing and employment. The program also provides medical care, job development, and life coaching, and substance-abuse recovery.
- The Salvation Army— Provides vouchers for motels for temporary shelter. They also provide rapid re-housing and homeless prevention for veterans and their families, through Supportive Services for Veteran Families (SSVF) program, and clothing for homeless and low-income persons.
- The Kings County Action Organization— KCAO coordinates the Every Door Open (EDO) project. It provides rapid re-housing for women and children, persons in domestic- violence shelters, and families currently living in places not meant for human habitation. The initiative also gives access to CalFresh and Medi-Cal. Mental health services are coordinated with Kings County Behavioral Health for persons with substance- and alcohol-abuse issues.

Aspiranet— Transitional-housing program for youth ages 18-24 who are transitioning into adulthood from the foster care or probation system. The program helps youth with needs, such as transportation, housing, emotional support, mental health, ongoing education, job readiness training, and employment.

DRAFT

Attachment: 4.30.19.DRAFT.Hanford Full Document (Approve the CDBG Five-Year Consolidated Plan 2019-2023)

MA-35 SPECIAL NEEDS FACILITIES AND SERVICES – 91.210(D)

Introduction

The number of homeless persons and families in Kings County increased from 161 in 2016 to 187 in 2017 based on the Kings & Tulare Counties 2017 Point in Time Count (PIT). In Hanford alone, homelessness increased from 151 to 186 in 2016 and 2017 respectively. The number of households experiencing homelessness in Kings County was 166, at an average household size of 1.13, showing that more households without children experienced homelessness.

Including the elderly, frail elderly, persons with disabilities (mental, physical, developmental), persons with alcohol or other drug addictions, persons with HIV/AIDS and their families, public housing residents and any other categories the jurisdiction may specify, and describe their supportive housing needs

The elderly

The 65+ age group is the fastest-growing population segment in Kings County. Some of them require assistance to stay in their homes, due to limited income, higher medical costs, and/or physical limitations/disabilities. A majority of people in this age group are also homeowners, but fixed incomes and rising costs result in deferred home maintenance. Renters in this category are at a high risk of homelessness, due to rising rental costs. They require support through the affordable housing programs, such as Section 8, as well as affordable healthcare services and care facilities in their residential areas.

Persons with disabilities

Disabilities are divided into 6 categories based on ACS data: visual disability, independent living disability (difficulty doing errands alone, due to mental, physical, or emotional conditions), hearing disability, cognitive disability (difficulty with memory, focus, or decision making), self-care disability (difficulty bathing or dressing) and ambulatory disability (difficulty walking or climbing). Persons with disabilities are at high risk of homelessness, due to their inability to work or earn a regular income. They require support through the affordable housing programs. They also require support to access healthcare and for home modifications for easier mobility in their homes.

Persons with HIV/AIDS

Without stability through housing, it is increasingly difficult for persons suffering from HIV/AIDS to receive consistent medical care. This is also the case for homeless persons and people who have substance-abuse issues and suffer from HIV/AIDS. There is a need for consistent medical care for anti-retroviral therapy and proper nutrition to manage the condition. Programs such as Housing Opportunities for People with AIDS (HOPWA) will need to continue providing these services, particularly for low-income households.

Describe programs for ensuring that persons returning from mental and physical health institutions receive appropriate supportive housing

Anchors Supportive Housing— ANCHORS, completed in 2015, was developed to provide permanent and supportive housing for individuals and families of those living with a severe mental illness/emotional disturbance. The program was a partnership between the Kings County Housing Authority and the Kings County Behavioral Health Department. It consists of a housing complex which has five – two- bedroom units. The program also has a Recovery Support Coordinator on site who provides the support, referral and linkages needed by residents. There is also a wellness center on site

Attachment: 4.30.19.DRAFT.Hanford Full Document (Approve the CDBG Five-Year Consolidated Plan 2019-2023)

DRAFT

Kings County Veterans Services— Federal-government funded. It is particularly targeted to veterans and their families. The program within the state of California and Kings County provides employment and unemployment assistance, business license, tax, and fee waiver, as well as property tax exemptions. In addition, counseling and other medical services are offered, as well as support groups for those with Post-Traumatic Stress Disorder (PTSD).

Whole-Person Care— Pilot program in collaboration with Medi-Cal and Karelink. It is a support program designed to "improve the health of high-risk, high-utilizing patients through the coordinated delivery of physical health, behavioral health, housing support, food stability, and other critical community services".

Specify the activities that the jurisdiction plans to undertake during the next year to address the housing and supportive services needs identified in accordance with 91.215(e) with respect to persons who are not homeless but have other special needs. Link to one-year goals. 91.315(e)

The City of Hanford has added to its budget for the 2018-2019 fiscal year to support different programs, such as the CDBG, at $1,599,686 in 2018 and $1,241,703 in 2019. The revenues will cover expenditure for, but not limited to, housing loans, Longfield Center improvements, housing rehabilitation, and KCAO programs. The HOME Grant will also be funded at $257,870 in 2018 and $257,900 in 2019, based on the RHNA. The City of Hanford has had additional water wells approximately every two years since 2014 to meet the demand of future growth of housing and other units. The budget not only covers the programs mentioned previously but also the maintenance of other public facilities.

For entitlement/consortia grantees: Specify the activities that the jurisdiction plans to undertake during the next year to address the housing and supportive services needs identified in accordance with 91.215(e) with respect to persons who are not homeless but have other special needs. Link to one-year goals. (91.220(2))

N/A

DRAFT

Attachment: 4.30.19.DRAFT.Hanford Full Document (Approve the CDBG Five-Year Consolidated Plan 2019-2023)

MA-40 BARRIERS TO AFFORDABLE HOUSING – 91.210(E)

Describe any negative effects of public policies on affordable housing and residential investment.

Housing Ordinances and building regulations ensure order and construction of quality housing units; however, the compliance requirements can raise the cost of housing significantly. High housing costs will mean that the affordable housing inventory might not increase, since new units may have fair market rates. Some of the regulations and compliance requirements include residential permits, planning and development fees, and environmental assessment fees. Rehabilitation of housing, or any improvements, are also not exempt from these regulations. While they are absolutely necessary to maintain the quality of housing, the costs associated with compliance could deter preservation of already existing units, since the funds for assisted-housing grants are limited.

Jurisdiction	**Single Family Projects**		**Multi-Family Projects**	
	Hanford	**Kings**	**Hanford**	**Kings County**
Processing fee				
Building Plan Check & Permit	$2,588	$3,120	$2,043	$1,860
Site Plan Review/CUP	N/A	N/A	$145	$52
Tent. & Final Subdivision Maps	$600	$3,245	N/A	N/A
CEQA Review3	$306	$630	$153	$630
Total Planning/Building Fees	$3,494	$6,995	$2,341	$2,542

The fees are per-unit, based on a 10-lot subdivision for single-family projects with typical unit sizes and a typical 20-unit apartment project for multi-family projects. These sizes are illustrated below.

Very-Low-Density Residential	0-3	Single-family estate lots with 12,000 sf or more.
Low-Density Residential	2-9	Single family detached with lot sizes from 6,000 sf to 10,000 sf.
Medium-Density Residential	7-15	Duplexes, zero lot lines, patio homes, and townhomes on lot sizes from 4,500 sf. to 7,500. 6,000sf min. for new subdivision.
High-Density Residential	10-22	Multi-family apartments and condominiums development.

Other residential facilities and services including water, refuse, roads, and parks attract a total impact fee of $18,729.

DRAFT

Attachment: 4.30.19.DRAFT.Hanford Full Document (Approve the CDBG Five-Year Consolidated Plan 2019-2023)

MA-45 NON-HOUSING COMMUNITY DEVELOPMENT ASSETS – 91.215 (F)

Introduction

Economic Development Market Analysis

The purpose of this section is to show how the level of education affects employment type. This, in turn, affects the level of income and the type of housing a household can afford to occupy. The information on business activity covers the entire Kings County area, which is primarily an agricultural area. Hanford, the largest city in the jurisdiction, has the highest number of white-collar jobs and closest proximity to the workplace.

Business Activity

Business by Sector	Number of Workers	Number of Jobs	Share of Workers %	Share of Jobs %	Jobs less workers %
Agriculture, Mining, Oil & Gas Extraction	2,232	336	16	3	-13
Arts, Entertainment, Accommodations	1,683	1,791	12	15	3
Construction	537	234	4	2	-2
Education and Health Care Services	2,642	4,427	18	37	18
Finance, Insurance, and Real Estate	621	616	4	5	1
Information	157	123	1	1	0
Manufacturing	1,854	621	13	5	-8
Other Services	450	325	3	3	0
Professional, Scientific, Management Services	604	498	4	4	0
Public Administration	0	0	0	0	0
Retail Trade	1,819	2,388	13	20	7
Transportation and Warehousing	438	169	3	1	-2
Wholesale Trade	557	202	4	2	-2
Total	13,594	11,730	--	--	--

TABLE 35- BUSINESS ACTIVITY

Labor Force

Total Population in the Civilian Labor Force	24,988
Civilian Employed Population 16 years and over	21,535
Unemployment Rate	13.82
Unemployment Rate for Ages 16-24	28.29
Unemployment Rate for Ages 25-65	9.20

TABLE 36 - LABOR FORCE

Data Source: 2009-2013 ACS

Occupations by Sector	Number of People
Management, business and financial	3,496
Farming, fisheries, and forestry occupations	776

OMB Control No: 2506-0117 (exp. 06/30/2018)

Attachment: 4.30.19.DRAFT.Hanford Full Document (Approve the CDBG Five-Year Consolidated Plan 2019-2023)

DRAFT

Occupations by Sector	Number of People
Service	2,613
Sales and office	4,700
Construction, extraction, maintenance and repair	2,816
Production, transportation and material moving	1,268

TABLE 37 - OCCUPATIONS BY SECTOR

Data Source: 2009-2013 ACS

Travel Time

Travel Time	Number	Percentage
< 30 Minutes	15,595	74%
30-59 Minutes	4,648	22%
60 or More Minutes	747	4%
Total	***20,990***	***100%***

TABLE 38 - TRAVEL TIME

Data Source: 2009-2013 ACS

Education:

Educational Attainment by Employment Status (Population 16 and Older)

Educational Attainment	In Labor Force		
	Civilian Employed	Unemployed	Not in Labor Force
Less than high school graduate	2,666	617	1,609
High school graduate (includes equivalency)	4,063	756	1,644
Some college or Associate's degree	7,373	956	2,188
Bachelor's degree or higher	3,837	183	819

TABLE 39 - EDUCATIONAL ATTAINMENT BY EMPLOYMENT STATUS

Data Source: 2009-2013 ACS

Educational Attainment by Age

	Age				
	18–24 yrs	25–34 yrs	35–44 yrs	45–65 yrs	65+ yrs
Less than 9th grade	61	348	617	1,456	1,033
9th to 12th grade, no diploma	1,075	984	742	745	577
High school graduate, GED, or alternative	1,220	2,118	1,583	2,813	1,749

OMB Control No: 2506-0117 (exp. 06/30/2018)

DRAFT

Attachment: 4.30.19.DRAFT.Hanford Full Document (Approve the CDBG Five-Year Consolidated Plan 2019-2023)

	Age				
	18–24 yrs	25–34 yrs	35–44 yrs	45–65 yrs	65+ yrs
Some college, no degree	2,404	2,638	2,220	3,335	1,157
Associate's degree	202	718	667	1,157	265
Bachelor's degree	171	1,136	916	1,643	531
Graduate or professional degree	60	307	381	774	236

TABLE 40 - EDUCATIONAL ATTAINMENT BY AGE

Data Source: 2009-2013 ACS

Educational Attainment – Median Earnings in the Past 12 Months

Educational Attainment	Median Earnings in the Past 12 Months
Less than high-school graduate	21,105
High-school graduate (includes equivalency)	27,132
Some college or Associate's degree	36,640
Bachelor's degree	56,929
Graduate or professional degree	80,296

TABLE 41 – MEDIAN EARNINGS IN THE PAST 12 MONTHS

Data Source: 2009-2013 ACS

Based on the Business Activity table above, what are the major employment sectors within your jurisdiction?

The biggest employment sector is education and healthcare services, with 4,437 jobs, which represent a 37% share of jobs in the jurisdiction. While retail trade sector had 1,819 workers with 2,388 jobs, agriculture and mining have the highest jobless workers percentage, at -13%, in a sector with 336 jobs for 2,232 workers. This represents a deficit of 1,896 jobs within the agriculture, mining, oil and gas extraction sector, making it the second major employment sector. Retail trade follows in third, with a 7% difference between the number of workers and available jobs. Arts, entertainment and accommodation have a 15% job share, representing 1,791 jobs and 1,683 workers, coming up fourth in the jurisdiction. Much like agriculture, mining, oil and gas extraction, the manufacturing sector also has a high job demand versus available work opportunities, at a difference of 1,233 representing a jobs-less-workers of -8%. With 1,854 workers and 621 jobs, manufacturing is the fifth biggest employment sector in the jurisdiction.

Describe the workforce and infrastructure needs of the business community:

The total civilian labor force in this jurisdiction is 24,988 people, with 21,535 persons ages 16 years and over. This represents 86.18% of the population. The total unemployment rate is 13.82, with the highest rate being for persons between the ages 16-24, at 28.29. It is important to note that a portion of this age group form part of the dependent population, as some of them fall under the age of 18, which is the age of majority. The greatest number of occupations is in sales and office sector, at 4,700 people. Management, business and financial sector follow, at 3,496 people followed by construction, extraction maintenance and repair, at 2,816 people. The service sector and production, transport and material

DRAFT

Attachment: 4.30.19.DRAFT.Hanford Full Document (Approve the CDBG Five-Year Consolidated Plan 2019-2023)

moving follow at 2,613 and 1,268 people, respectively. The sector with the lowest number of people is farming, fisheries, and forestry, at 776 people.

With 74% of people traveling less than 30 minutes to work, the transport system is sufficient to cater to the present workforce.

Based on the information above, more funding needs to be allocated to courses with a Technical and Vocational Education and Training (TVET) orientation from high school to community colleges. These need to be provided for adult learners, to cater to the 35-65 year age group. In high schools, this should also be part of alternative learning for students with interest in these areas of work and those with learning disabilities and conditions such as autism and Asperger's, which may contribute to a high-school dropout range. The TVET program should also be open to persons who are 65+ years old, to reduce the number of dependents for the 25-65 age range. This can be through consultancy and part-time teaching, to create savings for pensions and to take advantage of lifelong experiences, particularly for those who did not manage to get high school and college qualifications. This can be steered through the College of Sequoias Vocational Training center.

There is also need for saving and back-to-school schemes and programs initiated within to support young people who are unable to complete their degrees, due to high costs of learning. This needs to be in partnership with business owners or employers, with tax incentives to encourage them to support their employees who will be part of these schemes. These would be structured under microfinance institutions that will work with the beneficiaries as financial advisers. These microfinance institutions will also look at healthcare and housing as part of their services. The operations would need to be on a social–enterprise model, to encourage individual savings and pooling within families and communities, to improve access to education, healthcare, housing, and retirement benefits. This is because 30,301 people from 18 to 65+ have earned or are currently earning $21,105 to $36,640, which may not be enough to afford adequate housing, health cover, and retirement savings.

All this will require policy frameworks to actualize these initiatives that seek to improve the standard of living. This will, in turn, create more capital and investment incentives for business owners, as well as startup capital for budding entrepreneurs, while reducing the number of people who are dependent, due to low-income and education levels.

Describe any major changes that may have an economic impact, such as planned local or regional public or private sector investments or initiatives that have affected or may affect job and business growth opportunities during the planning period. Describe any needs for workforce development, business support or infrastructure these changes may create.

The Kings County Workforce Innovation and Opportunity Plan (WIOA) for 2017-2020 was established to assist the most in-need job seekers to have access to training and employment opportunities. The plan targets the following groups:

- Individuals with disabilities
- Low-income individuals
- Ethnic minorities and groups with limited English proficiency with low-saturation into the labor market
- Recipients of public assistance
- Ex-offenders, the aged and homeless individuals
- Displaced homemakers
- Long-term unemployed individuals.

OMB Control No: 2506-0117 (exp. 06/30/2018)

Attachment: 4.30.19.DRAFT.Hanford Full Document (Approve the CDBG Five-Year Consolidated Plan 2019-2023)

These are persons who have been disadvantaged when seeking employment opportunities. There will be coordination of activities and employers through the America's Job Center of California (AJCC). The Plan has goals for preparing an educated and skilled workforce (including youth and individuals with barriers to employment) and goals relating to the performance-accountability measures. This involves partnerships with local industries and collaboration with the education sector, to build workforce skills and to align resources for program implementation. The Plan also provides supportive services, such as training costs, transportation, food, and shelter, for those who experience these barriers to employment. The following will be provided for businesses that work with the partners within the AJCC system for this initiative:

- Employment expansion assistance
- Downsizing or closure assistance
- Access to capital
- Business incentives
- Permitting assistance
- Export assistance

The partnership strategy will also insure a data-sharing and management plan to monitor the progress of WIOA across the region and improve strategies, where required.

How do the skills and education of the current workforce correspond to employment opportunities in the jurisdiction?

Industries that require technical knowhow, such as farming, fisheries, and forestry, production, transportation, material-moving and, have a combined number of 4,860 people, which is higher than the number of people in the sales- and- office sector. Based on the labor force by academic qualifications and earnings, 2,666 people are employed with a less than high school graduate qualification, 4,063 are employed with a high school GED or equivalent. While part of the 1,609 people who are not in the labor force without a high-school diploma may be in transition from high school to college, the highest age range for persons without a high school diploma GED or equivalent is 45-65 years. This forms part of the independent age group and aging population earning $21,105 and $27,132 per annum, respectively.

People who are semi-skilled, having gone to college but have no degree mainly fall within the 25-34 year age range. People with associate degrees are once again a majority in the 45-65 year age range. This group has median earnings of $36,640 per annum. It is important to note that people with a bachelor's degree were a majority in the 45-65 year age group, followed by the 25-34-year age group at 1,643 and 1,136 people, respectively. People with a professional or graduate degree were also highest in the 45-65 year age group at 774 followed by the 35-44 age group. These are people likely to hold positions in the management, business and financial sector, as well as some jobs in the sales and office sector.

Describe any current workforce training initiatives, including those supported by Workforce Investment Boards, community colleges and other organizations. Describe how these efforts will support the jurisdiction's Consolidated Plan.

There is the Kings EDC Job Training Office (JTO), supported by the Workforce Development Board. This initiative seeks to achieve the following:

- Job search assistance and résumé preparation
- Training scholarships
- Employee screening

OMB Control No: 2506-0117 (exp. 06/30/2018)

Attachment: 4.30.19.DRAFT.Hanford Full Document (Approve the CDBG Five-Year Consolidated Plan 2019-2023)

- Financial incentives for hiring candidates pre-screened through JTO
- Re-employment assistance for businesses and employees affected by major layoffs and closures

The Kings WORKS program— Welfare-to-work program works closely with the JTO to train beneficiaries. They also monitor and develop procedures for referrals. Proteus, Inc. also offers training and work placemen, specifically for low-income individuals. Proteus also works in partnership with JTO. The College of Sequoias has a training resource center that offers training in different disciplines, including industrial automation and soft skills. The Training and Resource Center also has the community education program with has short-term, not-for-credit courses to promote lifelong learning.

These programs will greatly improve the workforce within the jurisdiction by improving the skills level of workers. The job assistance and placements will also reduce the level of unemployment in the area and s increase the Area Medium Income for households, thereby improving their standards of living. This will result in access to better housing, education, recreational facilities, and healthcare.

Does your jurisdiction participate in a Comprehensive Economic Development Strategy (CEDS)?

Yes

If so, what economic development initiatives are you undertaking that may be coordinated with the Consolidated Plan? If not, describe other local/regional plans or initiatives that impact economic growth.

The Workforce Development area Plan for Kings County (2017-2020) forms part of the San Joaquin Valley Regional Workforce and Development Plan. The Workforce Development Plan is **targeting the**--

This can be coordinated with the Consolidated Plan to improve employability and workforce within the jurisdiction. It will also work with addressing the housing needs of low-income communities while improving the capacity of local businesses to take on more locally trained and sourced labor, as indicated in the section on training initiatives above. This will up-skill a great number of people who will be eligible for more middle-income work opportunities. In addition, the Plan focuses on the following industries through these Regional Sector Pathways:

- Agriculture (particularly, Value-Added Agriculture)
- Construction (including Public Infrastructure)
- Healthcare
- Transportation and Logistics
- Advanced Manufacturing
- Energy (including Green Energy)
- Water Technology

This covers the five major employment sectors within the jurisdiction and will also greatly improve other economic activities in the area. The strategy is also supposed to strengthen and further partnerships between regional industries and educational institutions to facilitate more workforce development for the earmarked industries.

Discussion

Hanford being the largest city in the Kings County jurisdiction, has the highest workforce residing within their jurisdiction at 45.5%. This means that a majority of workers are in close proximity to their places of residence. While this is a good indicator for worker mobility, there is a high number of semi-skilled labor. The programs implemented to improve workforce skills and opportunities will have a positive effect on incomes and housing accessibility, by extension, while creating regional and local strategic partnerships

DRAFT

Attachment: 4.30.19.DRAFT.Hanford Full Document (Approve the CDBG Five-Year Consolidated Plan 2019-2023)

to ensure continuity of these programs. This is important to factor in when looking at the projected impact on housing in the jurisdiction.

DRAFT

Attachment: 4.30.19.DRAFT.Hanford Full Document (Approve the CDBG Five-Year Consolidated Plan 2019-2023)

MA-50 NEEDS AND MARKET ANALYSIS DISCUSSION

Are there areas where households with multiple housing problems are concentrated? (Include a definition of "concentration")

Households with multiple housing problems are likely to be located in very-low- to moderate-income areas. Persons who require special facilities and more housing support, such as transitioning youth, veterans, senior citizens, and persons with disability are a majority in these areas. This is due to the costs of repairs and limited funding opportunities available, as previously stated. The definition of income concentration is at least 51% of the population is low- and moderate-income.

Are there any areas in the jurisdiction where racial or ethnic minorities or low-income families are concentrated? (Include a definition of "concentration")

A minority population above 51% of the total population is the definition for concentration in this section.

	(Hanford, CA CDBG) Jurisdiction		**(Hanford-Corcoran, CA) Region**	
Race/Ethnicity	**#**	**%**	**#**	**%**
White, Non-Hispanic	22,538	41.60%	53,879	35.22%
Black, Non-Hispanic	2,347	4.33%	10,314	6.74%
Hispanic	25,302	46.70%	77,866	50.90%
Asian or Pacific Islander, Non-Hispanic	2,232	4.12%	5,567	3.64%
Native American, Non-Hispanic	346	0.64%	1,297	0.85%
Two or More Races, Non-Hispanic	1,254	2.31%	3,256	2.13%
Other, Non-Hispanic	158	0.29%	803	0.52%

The Hispanic people form 46.70% of the total population in the Hanford CDGB jurisdiction. Black, Asian Pacific, and Native Americans form part of the ethnic minority, at 11.69% of the entire population. In the Hanford-Corcoran area, 13.88% of the population are ethnic minorities. This shows that most of the ethnic-minority communities reside outside the Hanford CDBG and Hanford-Corcoran areas.

What are the characteristics of the market in these areas/neighborhoods?

The characteristics of the market in these areas are detailed above. In summary, these areas have very-low- to moderate-income housing, consisting of public and Section 8 housing. This has been documented extensively in section MA10 -25 above.

Are there any community assets in these areas/neighborhoods?

DRAFT

Attachment: 4.30.19.DRAFT.Hanford Full Document (Approve the CDBG Five-Year Consolidated Plan 2019-2023)

The Housing Authority of Kings County has the Family Investment Center. The County Housing Authority operates a computer learning center in Sunnyside Village where people can take computer classes and use other facilities. According to the zoning ordinance, every residential area has access to community centers, parks, and senior and youth centers. There is also a Small Business Development Center, which offers many resources to businesses, including the Central Valley Business Incubator (CVBI) of programs aimed at economic development through entrepreneurship and the Small Business Development Center (SBDC), which has programs that meet the needs of entrepreneurs through workshops and online services for people looking to grow their established small businesses.

There is also access to downtown Hanford, which has commercial establishments, stores, pharmacies, shopping centers, as well as schools and health facilities.

Are there other strategic opportunities in any of these areas?

There is the Downtown East Precise Plan that seeks to develop the area to accommodate residential and commercial entities. This includes urban and security development. In addition, the Kings County development goals and strategies will continue improving housing and other services and facilities in the area.

DRAFT

Attachment: 4.30.19.DRAFT.Hanford Full Document (Approve the CDBG Five-Year Consolidated Plan 2019-2023)

STRATEGIC PLAN

SP-05 OVERVIEW

Strategic Plan Overview

The City of Hanford's 2019-2023 Strategic Plan proposes projects and activities to meet the priorities described in the Consolidated Plan (the ConPlan). It describes eligible programs, projects, and activities to be undertaken with anticipated funds made available over the next five years and their relationship to identified needs for housing, homelessness, and community and economic development. Each year, assuming funding levels remain the same, more specific projects throughout the City will be identified and implemented via the annual Action Plans.

The general priority categories of housing, homelessness, special needs, and community development needs, and their related goals, are addressed in the various activities to be undertaken. These activities estimate the number and types of families that will benefit from the proposed activities, including special local objectives and priority needs. The projected use of funds identifies the proposed accomplishments. Area benefit activities were qualified using data from the U.S. Census Bureau.

The City will receive an annual funding allocation of approximately $599,519 in CDBG funds over the ConPlan period. These figures are estimates based on a 2018 HUD Grantee Summary and the assumptions that CDBG funding, entitlement funding distribution formulas, and/or the number of communities eligible to receive entitlement grants will remain constant. If any of these conditions change, projected activities and accomplishments are also subject to change.

The Strategic Plan provides information related to the proposed geographic distribution of investment. It includes a general description of the homeless and other community development needs activities to be undertaken and other actions to address obstacles to meet underserved needs and reduce poverty. This plan can also be found at the City's website at www.cityofhanfordca.com.

Overall, Hanford has several priority housing and community needs it plans to address over the next five years:

1. To preserve, rehabilitate, and enhance existing public facilities, with an emphasis on park, recreational, and youth facilities.

2. To preserve, rehabilitate, and enhance existing neighborhoods and infrastructure.

3. Provide support services for the City's residents, with an emphasis on at-risk youth, the homeless, anti-crime programs, and services to ensure that all housing programs are available, without discrimination on the basis of race, color, religion, sex, national origin, ancestry, marital status, age, household composition, income, size, disability, or any other arbitrary factor.

4. To remove constraints that hinder the production and conservation of affordable housing units and assist in the development of housing opportunities and accessibility for all economic levels in the City.

5. Support programs that provide economic and employment opportunities for low- to moderate-income residents of Hanford.

OMB Control No: 2506-0117 (exp. 06/30/2018)

Attachment: 4.30.19.DRAFT.Hanford Full Document (Approve the CDBG Five-Year Consolidated Plan 2019-2023)

Given the aforementioned five priorities, the City identified five main goals:

- Provide decent affordable housing
- Maintain and promote neighborhood preservation
- Support special-needs programs and services
- Construct or upgrade public facilities and infrastructure
- Business and Jobs (Economic Department)

Attachment: 4.30.19.DRAFT.Hanford Full Document (Approve the CDBG Five-Year Consolidated Plan 2019-2023)

SP-10 GEOGRAPHIC PRIORITIES – 91.215 (A)(1)
Geographic Area

TABLE 42 - GEOGRAPHIC PRIORITY AREAS

Priority Need	Priority Level	Population	Goals Addressed
To preserve, rehabilitate, and enhance existing public facilities.		Non-housing Community Development:	Maintain and promote neighborhood preservation Construct or upgrade public facilities and infrastructure
To preserve, rehabilitate, and enhance existing neighborhoods and infrastructure.		Non-housing Community Development:	Maintain and promote neighborhood preservation
Provide support services for the City's residents		Extremely-Low: Low: Moderate: Middle: **Family Types:** Large Families: Families with Children: Elderly: Public Housing Residents **Homeless:** Rural: Chronic Homelessness: Individuals: Families with Children: Mentally Ill: Chronic Substance Abuse: Veterans: Persons with HIV/AIDS: Victims of Domestic Violence: Unaccompanied Youth: **Non-homeless Special Needs:** Elderly: Frail Elderly:	Support special-needs programs and services

Attachment: 4.30.19.DRAFT.Hanford Full Document (Approve the CDBG Five-Year Consolidated Plan 2019-2023)

		Persons with Mental Disabilities: Persons with Physical Disabilities: Persons with Developmental Disabilities: Persons with Alcohol or Other Addictions: Persons with HIV/AIDS and their Families: Victims of Domestic Violence:	
The production, conservation, and development of affordable-housing opportunities		Extremely-Low: Low: Moderate: Middle: **Family Types:** Large Families: Families with Children: Elderly: Public Housing Residents**:**	Provide decent affordable housing
Support programs that provide economic and employment opportunities for low-/ to moderate-income residents of Hanford.		Extremely-Low: Low: Moderate: Middle:	Support special-needs programs and services

General Allocation Priorities

Describe the basis for allocating investments geographically within the jurisdiction (or within the EMSA for HOPWA)

The City of Hanford will use a place-based strategy during the planning period. The geographic distribution of funding is predicated somewhat on the nature of the activity to be funded. It is the City's intent to fund activities in the areas most directly affected by the needs of low-income residents and those with other special needs. The Annual Action Plan directs investment geographically to an area-benefit neighborhood. The area-benefit category is the most commonly used national objective for activities that benefit a residential neighborhood. An area-benefit activity is one that benefits all residents in a particular area, where at least 51% of the residents are low- and moderate-income persons. Public infrastructure improvements are an area benefit activity when they are located in a predominately low- and moderate-income neighborhood.

Attachment: 4.30.19.DRAFT.Hanford Full Document (Approve the CDBG Five-Year Consolidated Plan 2019-2023)

SP-25 PRIORITY NEEDS - 91.215(A)(2)

Priority Needs

TABLE 43 – PRIORITY NEEDS SUMMARY

City of Hanford - Targeted Area

Narrative (Optional)

Attachment: 4.30.19.DRAFT.Hanford Full Document (Approve the CDBG Five-Year Consolidated Plan 2019-2023)

SP-30 INFLUENCE OF MARKET CONDITIONS – 91.215 (B)

Influence of Market Conditions

Affordable Housing Type	Market Characteristics that will influence the use of funds available for housing type
Tenant Based Rental Assistance (TBRA)	The City is not an entitlement jurisdiction for HOME funds and does not anticipate using CDBG funds for Tenant-Based Rental Assistance.
TBRA for Non-Homeless Special Needs	The City is not an entitlement jurisdiction for HOME funds and does not anticipate using CDBG funds for Tenant-Based Rental Assistance.
New Unit Production	The City is not an entitlement jurisdiction for HOME funds and does not anticipate using CDBG funds for new construction of housing. However, CDBG funds may be used to provide infrastructure improvements associated with new construction of affordable housing.
Rehabilitation	Given the limited amount of CDBG funds available, and the difficulty of low- and moderate-income households in obtaining home improvement financing on the private market, CDBG funds may be used for rehabilitation and emergency repairs of housing for low- and moderate-income households.
Acquisition, including preservation	The City anticipates only about $599,519 in CDBG funds annually. This limited level of funding makes it difficult to pursue any major affordable housing projects, such as acquisition/rehabilitation or preservation.

TABLE 44 – INFLUENCE OF MARKET CONDITIONS

Attachment: 4.30.19.DRAFT.Hanford Full Document (Approve the CDBG Five-Year Consolidated Plan 2019-2023)

SP-35 Anticipated Resources - 91.215(a)(4), 91.220(c)(1,2)

Introduction

Anticipated Resources

Program	Source of Funds	Uses of Funds	Expected Amount Available Year 1				Expected Amount Available Remainder of ConPlan $	Narrative Description
			Annual Allocation: $	Program Income: $	Prior Year Resources: $	Total: $		
CDBG	Federal	Admin and Planning, Housing, Public Service	$571,462	$80,000	$0	$651,462	$0	Hanford anticipat an annual fundi allocation of$571,462 Estimated Progra Income$80,000, total of $651,4 federal funds duri the first progra year. The City al anticipates $880,282 in Sta HOME funds assist in the plar goal of creati affordable housi opportunities.
HOME	State	Administration and Housing	$500,000	$380,232	0	$880,282	$0	City receive $500,000 award f housing activities

TABLE 45 - ANTICIPATED RESOURCES

Explain how federal funds will leverage those additional resources (private, state and local funds), including a description of how matching requirements will be satisfied

CDBG Entitlement funds will augment a recent award from the state HOME program. The funds will be utilized for providing affordable-housing opportunities to Hanford residents, through homebuyer and home-repair programs and providing public services to very-low- to moderate-income Hanford residents, by partnering with various non-profits that provide services to special-needs groups and/or individuals.

If appropriate, describe publically owned land or property located within the jurisdiction that may be used to address the needs identified in the plan

The City does not have land that can accommodate the uses identified in this plan.

Discussion

Attachment: 4.30.19.DRAFT.Hanford Full Document (Approve the CDBG Five-Year Consolidated Plan 2019-2023)

Attachment: 4.30.19.DRAFT.Hanford Full Document (Approve the CDBG Five-Year Consolidated Plan 2019-2023)

SP-40 Institutional Delivery Structure – 91.215(k)

Explain the institutional structure through which the jurisdiction will carry out its consolidated plan, including private industry, non-profit organizations, and public institutions.

Responsible Entity	Responsible Entity Type	Role	Geographic Area Served
Community Development Department-Housing	Government	Home Ownership Non-Homelessness Special Needs Homelessness	Jurisdiction
Housing Authority Of Kings County of Kings County	PHA	Public Housing Authority	County
Kings/Tulare Homeless Alliance	Nonprofit	Continuum of Care	Regional

TABLE 46- INSTITUTIONAL DELIVERY STRUCTURE

Assess of Strengths and Gaps in the Institutional Delivery System

Hanford's CDBG-funded programs are administered by the City's Housing staff. There are ample opportunities for regular coordination among Planning, Code Enforcement, Public Works, Economic Development, and other departments. Additionally, Hanford benefits from working with several local and regional nonprofits that focus their efforts on target-income households.

Availability of services targeted to homeless persons and persons with HIV and mainstream services

Homelessness Prevention Services	Available in the Community	Targeted to Homeless	Targeted to People with HIV
Homelessness Prevention Services			
Counseling/Advocacy	Yes	Yes	Yes
Legal Assistance	Yes	Yes	Yes
Mortgage Assistance	Yes	Unknown	Unknown
Rental Assistance	Yes	Yes	Yes
Utilities Assistance			
Street Outreach Services			
Law Enforcement	Yes	Yes	Yes
Mobile Clinics	Yes	Yes	Yes
Other Street Outreach Services	Yes	Yes	Yes
Supportive Services			

OMB Control No: 2506-0117 (exp. 06/30/2018)

Attachment: 4.30.19.DRAFT.Hanford Full Document (Approve the CDBG Five-Year Consolidated Plan 2019-2023)

Alcohol & Drug Abuse	Yes	Yes	Yes
Childcare	Yes	Yes	Yes
Education	Yes	Yes	Yes
Employment and Employment Training	Yes	Yes	Yes
Healthcare	Yes	Yes	Yes
HIV/AIDS	Yes	Yes	Yes
Life Skills	Yes	Yes	Yes
Mental Health Counseling	Yes	Yes	Yes
Transportation	Yes	Yes	Yes
Other			
Other			

TABLE 47- HOMELESS PREVENTION SERVICES SUMMARY

Describe how the service delivery system including, but not limited to, the services listed above meet the needs of homeless persons (particularly chronically homeless individuals and families, families with children, veterans and their families, and unaccompanied youth)

With the implementation of HEARTH legislation, there is the expectation that the HUD-funded (CoC) program dollars will focus on meeting critical housing needs. Although some HUD dollars may be reinvested in the system to support services, there is the expectation that other mainstream resources will be incentivized through investment and managing care to provide service to special-needs populations (persons with HIV/AIDS, the elderly, and persons with disabilities). In line with managing service costs, there will be a focus on prevention, as research indicates that it is such approaches that are less expensive and highly effective, when done properly. There will also be an increased focus on employment, so the individuals and families can offset service costs and needs through increased income.

Describe the strengths and gaps of the service delivery system for special needs population and persons experiencing homelessness, including, but not limited to, the services listed above

The strengths in the delivery system are interdepartmental and interagency communication and collaboration. City staff from various departments work with each other, with organizations and agencies that assist low-income individuals, and with families and community residents in Hanford to establish priorities for utilizing CDBG funding. The primary gap in the delivery system is due to inadequate funding resources. The need in the City outreaches the funding resources. As a result, even projects with a high priority may have to wait to be funded, as the City continues to seek additional funding sources.

Attachment: 4.30.19.DRAFT.Hanford Full Document (Approve the CDBG Five-Year Consolidated Plan 2019-2023)

Provide a summary of the strategy for overcoming gaps in the institutional structure and service delivery system for carrying out a strategy to address priority needs

As previously stated, the gap in the institutional structure and service delivery system is primarily lack of funding to meet all service needs of special-needs and homeless population. The strategy to address these needs has been an aggressive push to acquire additional resources. The City will continue to actively pursue additional state and federal funding to close the gap.

Attachment: 4.30.19.DRAFT.Hanford Full Document (Approve the CDBG Five-Year Consolidated Plan 2019-2023)

SP-45 GOALS SUMMARY – 91.215(A)(4)

Goals Summary Information

Sort Order	Goal Name	Start Year	End Year	Category	Geographic Area	Needs Addressed	Funding	Goal Outcome Indicator
1	Provide decent affordable housing	2019	2023	Affordable Housing	Citywide	The production and conservation and development of affordable-housing opportunities	TBD	0
2	Maintain and promote neighborhood preservation	2019	2023	Affordable Housing Public Infrastructure Improvements	>51% AMI	To preserve, rehabilitate, and enhance existing neighborhoods and infrastructure.	$780,000	75
3	Support special needs programs and services	2019	2023	Special Needs	Citywide	Provide support services for the City's residents Support programs that provide economic and employment opportunities for low- to moderate-income residents of Hanford.	$425,000	1,250
4	Construct or upgrade public facilities and infrastructure	2019	2023	Public Infrastructure Improvements	>51% AMI	To preserve, rehabilitate, and enhance existing neighborhoods and infrastructure.	$899,000 Estimate	45,975

TABLE 48 – GOALS SUMMARY

To preserve, rehabilitate and enhance existing public facilities.

Goal Descriptions

Estimate the number of extremely low-income, low-income, and moderate-income families to whom the jurisdiction will provide affordable housing as defined by HOME 91.315(b)(2)

TBD

Attachment: 4.30.19.DRAFT.Hanford Full Document (Approve the CDBG Five-Year Consolidated Plan 2019-2023)

SP-50 PUBLIC HOUSING ACCESSIBILITY AND INVOLVEMENT – 91.215(C)

Need to Increase the Number of Accessible Units (if Required by a Section 504 Voluntary Compliance Agreement)

Activities to Increase Resident Involvements

The Housing Authority of Kings County (HAKC) encourages participation by offering a range of activities to its residents. Those activities include, but are not limited to:

- Encourage residents to participate in a Resident Council;
- Encourage residents to participate in the Resident Advisory Board;
- Encourage residents to serves as commissioners to the Board of Supervisors;
- Encourage residents to participate in public meetings;
- Offer a computer learning center in most of its complexes;
- Offer educational games for young children;
- Offer community service credit;
- Offer a Family Self-Sufficiency Program designed to help Section 8 participants become independent of public assistance.

Is the public housing agency designated as troubled under 24 CFR part 902?

The PHA is not designated as troubled.

Plan to remove the 'troubled' designation

Not applicable

Attachment: 4.30.19.DRAFT.Hanford Full Document (Approve the CDBG Five-Year Consolidated Plan 2019-2023)

SP-55 BARRIERS TO AFFORDABLE HOUSING – 91.215(H)

Barriers to Affordable Housing

Housing ordinances and building regulations ensure order and construction of quality housing units; however, the compliance requirements can raise the cost of housing significantly. High housing costs will mean that the affordable housing inventory might not increase, since new units may have fair market rates. Some of the regulations and compliance requirements include residential permits, planning and development fees, and environmental assessment fees. Rehabilitation of housing, or any improvements, are also not exempt from these regulations. While they are absolutely necessary to maintain the quality of housing, the costs associated with compliance could deter preservation of existing units, since the funds for assisted-housing grants are limited.

Strategy to Remove or Ameliorate the Barriers to Affordable Housing

The City's strategies include, but are not limited to, the following activities:

- Continue to facilitate and encourage all ranges of housing types and prices to meet the diverse needs of its residents;
- Continue to partner with nonprofit and for-profit developers seeking state and federal grants for the development of affordable housing;
- Continue to offer housing-rehabilitation loans and/or grants to low- to moderate-income residents for home repairs, with the emphasis being the elimination of health and safety hazards, in an effort to preserve existing housing;
- Continue to offer affordable-housing opportunities by offering mortgage assistance to qualifying families;
- Annually monitor applicable rental construction projects funded with HOME/City funds to insure compliance and to ensure that qualifying low-income families are occupying the HOME-funded units;
- Continue to review the City's policies and procedures and adapt to the current market conditions if necessary;
- Review local development standards and development review process to ensure that they are not creating barriers to affordable-housing development.

Attachment: 4.30.19.DRAFT.Hanford Full Document (Approve the CDBG Five-Year Consolidated Plan 2019-2023)

SP-60 HOMELESSNESS STRATEGY – 91.215(D)

Reaching out to homeless persons (especially unsheltered persons) and assessing their individual needs

The City collaborates with Kings/Tulare Continuum of Care to bring various services to the homeless population in Hanford.

Addressing the emergency and transitional housing needs of homeless persons

All programs within the Continuum- emergency, transitional, and permanent housing- include supportive services for their clients. Each program designs and implements supportive services, based on their target population and partnerships leveraged within the community. The overarching goal of the supportive services offered is to link individuals and/or families with mainstream benefits and income support, education and employment services, as well as health and life-skills services. These linkages are a critical component to assisting clients in self-sufficiency, reducing episodes of homelessness, and preventing recidivism.

Programs that serve these vulnerable subpopulations include:

- Champions, Cornerstone, KCAO and Kings County Behavioral Health— PSH programs for chronically homeless individuals and families and/or families with children.
- Westcare— Rapid Re-housing and Homeless Prevention for veterans and their families through the SSVF program.
- Aspiranet— Transitional housing program for youth ages 18-24.
- The Salvation Army— Rapid Re-housing and Homeless Prevention services for homeless individuals and families.

Helping homeless persons (especially chronically homeless individuals and families, families with children, veterans and their families, and unaccompanied youth) make the transition to permanent housing and independent living, including shortening the period of time that individuals and families experience homelessness, facilitating access for homeless individuals and families to affordable housing units, and preventing individuals and families who were recently homeless from becoming homeless again.

One of the primary goals for the Continuum of Care and City of Hanford is increasing access to housing for chronically homeless individuals and families, veterans, persons with disabilities and youth. Obtaining permanent housing for these individuals and families will shorten the length of time spent in emergency shelters and/or transitional housing.

The City of Hanford will continue to facilitate new permanent-housing beds, by partnering with the Continuum to provide leadership and technical assistance to agencies interested in the development of homeless-housing units. This will be accomplished by partnering with existing under-utilized programs, as well as new programs, to promote set-aside units for these target populations.

Help low-income individuals and families avoid becoming homeless, especially extremely low-income individuals and families who are likely to become homeless after being discharged from a publicly

Attachment: 4.30.19.DRAFT.Hanford Full Document (Approve the CDBG Five-Year Consolidated Plan 2019-2023)

funded institution or system of care, or who are receiving assistance from public and private agencies that address housing, health, social services, employment, education or youth needs

The City of Hanford will continue to support and collaborate with area service providers to help low-income individuals and families avoid becoming homeless.

Attachment: 4.30.19.DRAFT.Hanford Full Document (Approve the CDBG Five-Year Consolidated Plan 2019-2023)

65 LEAD BASED PAINT HAZARDS – 91.215(I)

Actions to address LBP hazards and increase access to housing without LBP hazards

Lead is a highly toxic metal that may cause a range of health problems, especially in young children. Use of lead-based paint was banned for residential use in 1978; therefore, housing built before 1978 is considered to be at risk of having lead-based paint. In Hanford, twenty three percent (23%) of the City's housing stock is 30 years old or more. The City's strategies to address LBP hazards include:

- Implement the lead-based paint regulations of 24 CFR Part 92 in all federally assisted City housing programs.
- Enforce federal laws through the permit process and code enforcement services, by requiring contractors to be certified (if they are doing work that disturbs paint surfaces).
- Provide information such as "Renovate Right" pamphlets to homeowners, homebuyers, and contractors.
- Offer housing rehabilitation loans and/or grants to qualifying households to remove/remedy lead-based paint.
- Refer individuals possibly affected by lead-based paint to their doctors or the Kings County Health Department nurse.
- Provide lead-based paint brochures to the public.

The City's homebuyer program allows for the purchase of existing and existing new housing in Hanford. The applicable lead-based paint regulations will apply if the buyer ultimately purchases a house built prior to 1978.

How are the actions, listed above, related to the extent of lead poisoning and hazards?

The above actions are essential to educating the public on the potential hazards caused by the presence of lead-based paint.

How are the actions listed above integrated into housing policies and procedures?

When state and federal funds are utilized, the applicable lead-based paint regulations will apply.

Attachment: 4.30.19.DRAFT.Hanford Full Document (Approve the CDBG Five-Year Consolidated Plan 2019-2023)

70 ANTI-POVERTY STRATEGY – 91.215(J)

Jurisdiction Goals, Programs and Policies for reducing the number of Poverty-Level Families

The City will continue its efforts of improving the quality of housing in Hanford, promoting safe, decent housing for Hanford residents, and supporting public services agencies targeting poverty-level families.

The City's strategies are as follows:

- Continue to partner with KCAO, Kings-Tulare Continuum of Care, and other agencies providing services to homeless and low-income persons that do not have access otherwise. Funding has been allocated in this Action Plan for homeless prevention services.
- Continue to fund mortgage-assistance programs that help lower-income households buy in the current market.
- Continue to promote rental new construction activities targeted to lower-income households.
- Continue to fund revitalization programs, such as housing rehabilitation and emergency-repair programs, improving housing conditions for low- to moderate-income homeowners that could not afford to finance the repairs otherwise.
- Continue to promote educational services targeted to low-income youth and their families. Funding has been allocated in this Action Plan to provide educational services at Coe Park Center. This center is located in a CDBG target area and primarily frequented by persons living in this area.

How is the Jurisdiction poverty reducing goals, programs, and policies coordinated with this affordable housing plan?

The above services enable to the City to provide and preserve affordable housing opportunities, thus reducing the housing-cost burden of those households living in poverty.

Attachment: 4.30.19.DRAFT.Hanford Full Document (Approve the CDBG Five-Year Consolidated Plan 2019-2023)

SP-80 MONITORING – 91.230

Describe the standards and procedures that the jurisdiction will use to monitor activities carried out in furtherance of the plan and will use to ensure long-term compliance with requirements of the programs involved, including minority business outreach and the comprehensive planning requirements

The City's housing staff will be responsible for monitoring all programs and/or projects identified in the Annual Action Plan.

Housing programs, such as homebuyer and housing rehabilitation are administered in-house. These programs require long-term monitoring, being that the homebuyer/owner is required to live in the property for the duration of the home loan. To ensure compliance, staff will mail out an occupancy form to all home-loan recipients. Recipients are required to return the completed form, along with proof of homeowner's insurance.

The **Public Services** identified in the annual action plan are also monitored by the housing staff. Each project shall be reviewed annually (or at completion, whichever occurs first) onsite or by a desk monitoring. City staff will review client information, financial records, operating policies, and procedures, to insure compliance with HUD regulations. Monitoring is necessary in assuring that the sub-recipients are:

- Carrying out their program/project as described;
- Carrying out their program/project in a timely manner;
- Program/project costs are CDBG eligible;
- Carrying out program/project in accordance with CDBG regulations.

Staff will continue to solicit minority- and women-owned businesses to participate in the program. These groups will be notified electronically of forums and public meetings and encouraged to participate in the program.

Attachment: 4.30.19.DRAFT.Hanford Full Document (Approve the CDBG Five-Year Consolidated Plan 2019-2023)

AP-15 EXPECTED RESOURCES – 91.220(C)(1,2)

Introduction

The City of Hanford anticipates receiving funding allocation of $571,462 in CDBG during the Annual Action Plan (AAP) period.

Anticipated Resources

Program	Source of Funds	Uses of Funds	Expected Amount Available Year 1				Expected Amount Available Remainder of ConPlan $	Narrative Description
			Annual Allocation: $	Program Income: $	Prior Year Resources: $	Total: $		
CDBG	Federal	Admin and Planning, Housing, Public Service	$571,462	$80,000	$0	$651,462	**$0**	Hanford anticipates an annual funding allocation of $571,462, Estimated Program Income $80,000, for a total of $651,462 in federal funds during the first program year. The City also anticipates $500,000 in State HOME funds to assist in the plan's goal of creating affordable housing opportunities.
HOME	State	Administration and Housing	$500,000	$380,232	0	$880,232	$0	City received $500,00 award for First Time Homebuyers with Rehab activities.

TABLE 49 - EXPECTED RESOURCES – PRIORITY TABLE

Explain how federal funds will leverage those additional resources (private, state and local funds), including a description of how matching requirements will be satisfied

CDBG Entitlement funds will augment a recent award from the state HOME program. The funds will be

Attachment: 4.30.19.DRAFT.Hanford Full Document (Approve the CDBG Five-Year Consolidated Plan 2019-2023)

utilized for providing affordable-housing opportunities to Hanford residents, through homebuyer and home-repair programs, and for providing public services to very-low to moderate-income Hanford residents, by partnering with various nonprofits that provide services to special-needs groups and/or individuals. CDBG does not require matching funds.

Attachment: 4.30.19.DRAFT.Hanford Full Document (Approve the CDBG Five-Year Consolidated Plan 2019-2023)

If appropriate, describe publically owned land or property located within the jurisdiction that may be used to address the needs identified in the plan

The City does not have land that can accommodate the uses identified in this plan.

Discussion

Attachment: 4.30.19.DRAFT.Hanford Full Document (Approve the CDBG Five-Year Consolidated Plan 2019-2023)

ANNUAL GOALS AND OBJECTIVES

AP-20 Annual Goals and Objectives

Goals Summary Information

Sort Order	Goal Name	Start Year	End Year	Category	Geographic Area	Needs Addressed	Funding	Goal Outcome Indicator
1	Provide decent affordable housing	2019	2020	Affordable Housing	Citywide	The production, conservation, and development of affordable housing opportunities	**$120,000**	**12**
2	Maintain and promote neighborhood preservation	2019	2020	Affordable Housing Public Infrastructure Improvements	>51% AMI	To preserve, rehabilitate, and enhance existing neighborhoods and infrastructure	**$315,580**	**9,195**
3	Support special-needs programs and services	2019	2020	Special-Needs	Citywide	Provide support services for the City's residents	**$84,000**	**250**

TABLE 50 – GOALS SUMMARY

Goal Descriptions

1	Goal Name	Provide decent affordable housing
	Goal Description	To remove constraints that hinder the production and conservation affordable-housing units and assist in the development of housing opportuniti and accessibility for all economic levels in the City. This will be done through
2	Goal Name	Maintain and promote neighborhood preservation
	Goal Description	To preserve, rehabilitate, and enhance existing neighborhoods ar infrastructure.
3	Goal Name	Support special-needs programs and services
	Goal Description	Provide support services for the City's residents, with an emphasis on at-ri youth, the homeless, anti-crime programs, and services to ensure that a

Attachment: 4.30.19.DRAFT.Hanford Full Document (Approve the CDBG Five-Year Consolidated Plan 2019-2023)

		housing programs are available without discrimination on the basis of rac color, religion, sex, national origin, ancestry, marital status, age, househo composition, income, size, disability or any other arbitrary factor.

Attachment: 4.30.19.DRAFT.Hanford Full Document (Approve the CDBG Five-Year Consolidated Plan 2019-2023)

PROJECTS

AP-35 PROJECTS – 91.220(D)
Introduction

The projects to be undertaken during 2014-2015 are summarized below. All activities listed in the table are expected to be completed no later than June 30, 2020.

Projects

Projects	**Proposed Allocation**
Affordable Housing	
Emergency Repair— Housing Rehabilitation Activity includes 10% for activity delivery ($10,000)	$120,000
Total	$120,000
Public Services	
Kings/Tulare Continuum of Care (COC)	$10,000
CDBG to address Homelessness	$52,000
Fair Housing	$7,000
Utility Assistance	$15,000
Total	$ 84,000
Public Facility &Infrastructures Improvements	
Coe Park Playground Improvements	$156,500
Longfield Improvements	$30,000
Infrastructure Improvements Low to Mod Areas Pedestrian and Lighting Improvements	$125,058
Total	$311,558
Program Administration20% of allocation and PI	**$135,904**
TOTAL	**$651,462**

Table 51 – Project Information

Attachment: 4.30.19.DRAFT.Hanford Full Document (Approve the CDBG Five-Year Consolidated Plan 2019-2023)

Describe the reasons for allocation priorities and any obstacles to addressing underserved needs

All program activities funded with the City's CDBG funds will benefit low- to moderate-income persons. The priority to each category was based on the identified needs expressed during the consultation and citizen-participation process. In addition, priorities were determined by information gathered from the Census, a market study, and existing community documents, which include the City of Hanford's 2014 Housing Element.

The primary obstacle to addressing the underserved needs is the lack of funding. The City relies on CDBG Entitlement funds, program income, and any state funds it can apply for to carry out the programs identified in this Action Plan.

The above-named projects and their allocations were selected primarily because they were identified as a higher need in the City's Consolidated Plan.

The public-service allocation is limited; therefore, all applicants could not be funded. While all seven applications proposed CDBG-eligible activities, the projects selected for funding are those that 1) ranked the higher need, per recent community outreach, 2) propose to spend funding timely, and 3) have knowledge of CDBG regulations.

Attachment: 4.30.19.DRAFT.Hanford Full Document (Approve the CDBG Five-Year Consolidated Plan 2019-2023)

AP-38 PROJECT SUMMARY
Project Summary Information

The City of Hanford proposes to use CDBG entitlement funds to continue its efforts in promoting decent, safe and affordable housing opportunities for Hanford's low- and moderate-income persons, as well as building community through various public services.

CDBG funds will be utilized to focus on some the City's most critical needs, as determined by the various outreach efforts:

- Provision of affordable housing opportunities that benefit low- and moderate-income households, especially those with special needs.
- Provision of services and/or programs that benefit low- and moderate-income households, especially those with special needs.

This FY 2019-20 Action Plan allocates funding to housing rehabilitation activities through the City's Emergency Repair Program. This program targets low- to moderate- income homeowners and offers financing for emergency repair needs, such as roof replacement, heating/air repair or replacement and handicap modifications.

The City of Hanford proposes to use CDBG entitlement funds to continue its efforts in promoting decent, safe, and affordable housing opportunities for Hanford's low- and moderate-income persons, as well as building community through various public services.

The Housing Staff will monitor, administer, and capture the accomplishments of its activities through a reporting process which requires City departments and partner agencies to report on the beneficiaries of U.S. Department of Housing and Urban Development (HUD) funded activities.

Alternate Projects: The following projects will serve as other projects in the FY 2019-2020 Annual Action Plan. Projects may fund from the Alternate Projects List if additional funding is available or if a funded project is canceled or delayed beyond the grant year. Factors to be taken into consideration for selecting from the Alternate Projects list include priority rank on the list, available funding based on the funding caps (ex. Public Service Cap), eligibility of the project for the available funding source, and timeframe for completion concerning the time period for expending funds.

Additional funding for Primary List Public Service Subrecipients (Subject to Cap)

Kings County Community Action $58,000 (subject to Public Service Cap)

Longfield Center Improvements $25,000

LMA Pedestrian and Lighting Improvements $105,000

Housing Rehabilitation $100,000

First-time Homebuyer Assistance $150,000

Attachment: 4.30.19.DRAFT.Hanford Full Document (Approve the CDBG Five-Year Consolidated Plan 2019-2023)

The projects listed below will be undertaken during fiscal year 2019-2020.

#	Project Name
1	KCAO
2	COC
3	UTILITY ASSISTANCE
4	FAIR HOUSING
5	CDBG TO ADDRESS HOMELESSNESS
6	COE PARK PLAYGROUND IMPROVEMENTS
7	LMA PEDESTRIAN AND LIGHTING IMPROVEMENTS
8	LONGFIELD CENTER IMPROVEMENTS
9	HOUSING REHAB
10	HOUSING REHAB ACTIVIITY DELIVERY
11	ADMINISTRATION AND PLANNING

Table 52 – Project Information

Attachment: 4.30.19.DRAFT.Hanford Full Document (Approve the CDBG Five-Year Consolidated Plan 2019-2023)

AP-50 GEOGRAPHIC DISTRIBUTION – 91.220(F)

Description of the geographic areas of the entitlement (including areas of low-income and minority concentration) where assistance will be directed

Geographic Distribution

Target Area	Percentage of Funds
City of Hanford	54%
Census Tracts 900.1, 900.6, 900.7, 1002.1, 1002.2, 1002.3, 1100.1	11%
Census Tracts 900.5, 1100.2	15%
Target Area	**Percentage of Funds**

TABLE 52 - GEOGRAPHIC DISTRIBUTION

Rationale for the priorities for allocating investments geographically

The City will use a place-based strategy during the planning period. The geographic distribution of funding is predicated somewhat on the nature of the activity to be funded. It is the City's intent to fund activities in the areas most directly affected by the needs of low-income residents and those with other special needs. The Annual Action Plan directs investment geographically to an area-benefit neighborhood. The area-benefit category is the most commonly used national objective for activities that benefit a residential neighborhood. An area-benefit activity is one that benefits all residents in a particular area, where at least 51% of the residents are low- and moderate-income persons. Public infrastructure improvements are an area-benefit activity when they are located in a predominately low- or moderate-income neighborhood.

Discussion

Attachment: 4.30.19.DRAFT.Hanford Full Document (Approve the CDBG Five-Year Consolidated Plan 2019-2023)

AFFORDABLE HOUSING

AP-55 AFFORDABLE HOUSING – 91.220(G)

Introduction

This section provides an overview of existing housing needs in Hanford. Specifying goals for the number of homeless, non-homeless, and special-needs households to be provided affordable housing within the program year. This section also indicates the number of affordable-housing units that will be provided, by program type, including rental assistance, production of new units, rehabilitation of existing units, or acquisition of existing units.

One Year Goals for the Number of Households to be Supported	
Homeless	0
Non-Homeless	10
Special-Needs	0
Total	10

TABLE 53 - ONE YEAR GOALS FOR AFFORDABLE HOUSING BY SUPPORT REQUIREMENT

One Year Goals for the Number of Households Supported Through	
Rental Assistance	0
The Production of New Units	0
Rehab of Existing Units	10
Acquisition of Existing Units	0
Total	10

TABLE 54 - ONE YEAR GOALS FOR AFFORDABLE HOUSING BY SUPPORT TYPE

Discussion

Attachment: 4.30.19.DRAFT.Hanford Full Document (Approve the CDBG Five-Year Consolidated Plan 2019-2023)

AP-60 PUBLIC HOUSING – 91.220(H)
Introduction

This section describes what actions the City will take in the given program year to carry out the public housing portion of the Strategic Plan. The section will identify the manner in which its plan will address the needs of public housing during the program year. If the public housing agency is designated as troubled by HUD, or otherwise is performing poorly, the City will describe the manner in which it will provide financial or other assistance to improve the operations of the public housing agency to remove such a designation.

Actions planned during the next year to address the needs to public housing

The City of Hanford does not own public housing. The City works in close collaboration with Kings County Housing Authority to provide public housing within the City. Hanford will continue to work independently and closely with the HA and local nonprofits to provide assistance to low-income families. As population demographics continue to change, the City will continue to work with the county housing authority and local (and regional) nonprofits to develop public housing projects in Hanford and provide the following Section 8 assistance:

- *Housing Choice Voucher Program*. HCV is the County's Section 8 voucher program, which includes other programs and services available to HA participants, such as Moving to Work.
- *Moving to Work*. Moving to Work (MTW) is a demonstration program supported by HUD created to accomplish three (3) goals: 1) promote self-sufficiency among assisted families; 2) achieve program efficiency and reduce costs; and 3) increase housing choice for low-income households.

Actions to encourage public housing residents to become more involved in management and participate in homeownership

Kings County Housing Authority encourages resident involvement through various methods, particularly focusing on self-sufficiency and enhancing the quality of one's own life. HARC connects residents and participants to services, activities, and other organizations that promote that vision. There are Neighborhood Network Centers (including public computer centers) and community partnerships for residents to utilize. On the Kings County Housing Authority website, residents can locate relevant services and service providers in dedicated "resident" and "resident services" sections. Additionally, Kings County Housing Authority provides newsletters and reports about the status of its programs and residents for current and future participants.

If the PHA is designated as troubled, describe the manner in which financial assistance will be provided or other assistance

HACR is not designated as "troubled".

Attachment: 4.30.19.DRAFT.Hanford Full Document (Approve the CDBG Five-Year Consolidated Plan 2019-2023)

AP-65 HOMELESS AND OTHER SPECIAL NEEDS ACTIVITIES – 91.220(I)

Introduction

This section describes the City's one-year goals and the specific action steps it will undertake in the program year to carry out the homeless strategy outlined in SP-60 Homelessness Strategy. The City will partner with Kings Tulare Continuum of Care (COC) and Kings Community Action Organization (KCAO), in order to accomplish one-year goals objectives. It will also describe the jurisdiction's one-year goals and specify the activities it will undertake to serve the housing and supportive-service needs of non-homeless populations who require supportive housing. The City will fund its Senior Utility Assistance and Emergency Repair programs to assist non-homeless populations who require supportive housing.

Describe the jurisdictions one-year goals and actions for reducing and ending homelessness including

Reaching out to homeless persons (especially unsheltered persons) and assessing their individual needs

This section describes the City's one-year goals and the specific actions steps it will undertake in the program year to carry out the homeless strategy outlined in SP-60 Homelessness Strategy. It will also describe the jurisdiction's one-year goals and specify the activities it will undertake to serve the housing and supportive-service needs of non-homeless populations who require supportive housing.

Addressing the emergency shelter and transitional housing needs of homeless persons

The City of Hanford supports and collaborates with local service providers, through the Continuum, to assist homeless individuals and families.

The Continuum has implemented *Every Door Open*, a coordinated entry and assessment system, serving Kings/Tulare counties. This system assists individuals and families who are at risk of, or who are experiencing, homelessness within the region. Clients seeking assistance can access the system through any provider. Upon submittal and completion of the Kings/Tulare Housing Assistance application, staff/case managers complete a needs assessment to determine the appropriate level of services within 72 hours. By using the Needs Assessment tool, each applicant is evaluated on a variety of criteria, including rental history, criminal history, domestic violence, mental-health challenges, disabling conditions, language barriers, educational attainment, employment status, and length of homelessness. Services are then assigned, based on the client-level determination. The coordinated-intake-and assessment system is a best practice for prioritizing people who are homeless and most vulnerable, people who are chronically homeless, families with children, veterans, and unaccompanied youth.

Helping homeless persons (especially chronically homeless individuals and families, families with children, veterans and their families, and unaccompanied youth) make the transition to permanent housing and independent living, including shortening the period of time that individuals and families experience homelessness, facilitating access for homeless individuals and families to affordable housing units, and preventing individuals and families who were recently homeless from becoming homeless again

All programs within the Continuum— emergency, transitional and permanent housing— include supportive services for their clients. Each program designs and implements supportive services, based on their target population and partnerships leveraged within the community. The overarching goal of the supportive services offered is to link individuals and/or families with mainstream benefits and income

Attachment: 4.30.19.DRAFT.Hanford Full Document (Approve the CDBG Five-Year Consolidated Plan 2019-2023)

support, education, employment services, as well as health and life-skills services. These linkages are a critical component in assisting clients in self-sufficiency, reducing episodes of homelessness, and preventing recidivism. Programs that serve these vulnerable subpopulations include:

- Champions, Cornerstone, KCAO and Kings County Behavioral Health— PSH programs for chronically homeless individuals and, families and/or families with children.
- Westcare— Rapid Re-housing and Homeless Prevention for veterans and their families through the SSVF program.
- Aspiranet— Transitional housing program for youth, ages 18-24.
- The Salvation Army— Rapid Re-housing and Homeless Prevention services for homeless individuals and families.

Helping low-income individuals and families avoid becoming homeless, especially extremely low-income individuals and families and those who are: being discharged from publicly funded institutions and systems of care (such as health care facilities, mental health facilities, foster care and other youth facilities, and corrections programs and institutions); or, receiving assistance from public or private agencies that address housing, health, social services, employment, education, or youth needs

One of the primary goals for the Continuum of Care and City of Hanford is increasing access to housing for chronically homeless individuals and families, veterans, persons with disabilities, and youth. Obtaining permanent housing for these individuals and families will shorten the length of time spent in emergency shelters and/or transitional housing.

The City of Hanford will continue to facilitate new permanent-housing beds by partnering with the Continuum to provide leadership and technical assistance to agencies interested in the development of homeless housing units. This will be accomplished by partnering with existing, under-utilized programs, as well as new programs to promote set-aside units for these target populations.

All programs within the Continuum— emergency, transitional and permanent housing— include supportive services for their clients. Each program designs and implements supportive services, based on their target population and partnerships leveraged within the community. The overarching goal of the supportive services offered is to link individuals and/or families with mainstream benefits and income support, education, employment services, as well as health and life-skills services. These linkages are a critical component to assisting clients in self-sufficiency, reducing episodes of homelessness, and preventing recidivism.

Attachment: 4.30.19.DRAFT.Hanford Full Document (Approve the CDBG Five-Year Consolidated Plan 2019-2023)

AP-75 BARRIERS TO AFFORDABLE HOUSING – 91.220(J)
Introduction:

The City's 2014 Housing Element includes an analysis of potential and actual governmental constraints on the maintenance, improvement, or development of housing for all income levels, including land-use controls, building codes and their enforcement, site improvements, fees and other exactions required of developers, and local processing and permit procedures.

Actions it planned to remove or ameliorate the negative effects of public policies that serve as barriers to affordable housing such as land use controls, tax policies affecting land, zoning ordinances, building codes, fees and charges, growth limitations, and policies affecting the return on residential investment

The provision of affordable housing and the support of existing and new affordable housing are critical to assuring that all households have access to quality housing. The City of Hanford is committed to removing or reducing barriers to affordable housing and has produced a diversity of housing types, and has adequate land to support the projected housing needs of lower-income households.

According to the City's 2016 Housing Element, market factors and government regulations can have a significant impact on the cost of new housing. Although market factors are largely beyond the influence of local governments, Kings County jurisdictions can continue to implement responsive programs to mitigate the impact of market conditions and governmental regulations. To ameliorate this issue, the City plans to do the following:

GOAL 3. Remove or mitigate, to the extent feasible and appropriate, potential governmental constraints to the production, maintenance, improvement, and affordability of housing.

> Policy 3.1. Offer regulatory and/or financial incentives, as available and appropriate, to encourage the construction of quality housing.
>
> Policy 3.2. Periodically review local ordinances and building regulations, to ensure that they do not unduly impede housing investment.
>
> Policy 3.3. Utilize planned developments and other creative mechanisms, to facilitate the construction of more creative, well-designed, housing projects.
>
> Policy 3.4. Ensure that developments are processed efficiently to minimize holding costs and comply with the Permit Streamlining Act.

Discussion:

Providing for affordable housing opportunities and maintaining Hanford's existing housing stock are high priorities in Hanford. The City's strategies to removing barriers to affordable housing includes implementing a first-time homebuyer program to assist low- to moderate-income persons with financing, to ensure their housing costs are within their affordability range.

Attachment: 4.30.19.DRAFT.Hanford Full Document (Approve the CDBG Five-Year Consolidated Plan 2019-2023)

AP-85 OTHER ACTIONS – 91.220(K)
Introduction:

The City strategies to address obstacles to meeting underserved needs includes but are not limited to, providing information and/or education about the City's programs to the public through forums, workshops, and a continued partnership with nonprofit agencies that provide services to the underserved population; and to leverage their programs and/or projects with CDBG funding to the greatest extent possible.

Actions planned to foster and maintain affordable housing

Providing for affordable housing opportunities and maintaining Hanford's existing housing stock are high priorities in Hanford. The City's strategies to foster and maintain affordable housing include:

- Implementing a first-time homebuyer program to assist low- to moderate-income persons with financing, to ensure their housing costs are within their affordability range.
- Implementing an owner-occupied rehabilitation program, to assist low-income homeowners in preserving their homes.
- Implement ongoing code enforcement services.
- Continuing to support applications to HCD for rental new construction projects that target low- to moderate-income families.

Actions planned to reduce lead-based paint hazards

The City's strategies to reduce the presence of lead-based paint include:

- Implementing the lead-based paint regulations of 24 CFR Part 92 in all federally assisted City housing programs.
- Enforcing federal laws through the permit process and code enforcement services, by requiring contractors to be certified (if they are doing work that disturbs paint surfaces).
- Providing "*RENOVATE-RIGHT*" pamphlets to homeowners, homebuyers, and contractors.
- Offering housing-rehabilitation loans and/or grants to qualifying households to remove/remedy lead-based paint.
- Refer individuals possibly affected by lead-based paint to their doctors or the Kings County Health Department nurse.

Actions planned to reduce the number of poverty-level families

The City will continue its efforts to improve the quality of housing in Hanford, promoting safe decent housing for Hanford residents, and supporting public-services agencies targeting poverty level families.

The City's strategies are as follows:

Attachment: 4.30.19.DRAFT.Hanford Full Document (Approve the CDBG Five-Year Consolidated Plan 2019-2023)

- Continue to partner with KCAO, Kings-Tulare Continuum of Care, and other agencies providing services to homeless and low-income persons who do not have access otherwise. Funding has been allocated in this Action Plan for homeless prevention services.
- Continue to fund mortgage-assistance programs that help lower-income households buy in the current market.
- Continue to promote rental new construction activities targeted to lower-income households.
- Continue to fund revitalization programs, such as housing-rehabilitation and emergency-repair program, improving housing conditions for low- to moderate-income homeowners that could not afford to finance the repairs otherwise.
- Continue to promote educational services targeted to low-income youth and their families. Funding has been allocated in this Action Plan to provide educational services at Coe Park Center. This center is located in a CDBG target area and is primarily frequented by persons living in this area.

Actions planned to develop institutional structure

The primary gap in the institutional structure and service delivery system is the lack of funding to meet all service needs of special-needs and homeless population. The strategy to address these needs has been an aggressive push to acquire additional resources. The City will continue to actively pursue additional state and federal funding to close the gap.

Actions planned to enhance coordination between public and private housing and social service agencies

The City of Hanford maintains a list of the of the area public- and private-housing, social-services agencies, and will include these agencies in the development of the Consolidated and Action Plans, notifying them of funding through the City's public-services NOFA.

Attachment: 4.30.19.DRAFT.Hanford Full Document (Approve the CDBG Five-Year Consolidated Plan 2019-2023)

PROGRAM SPECIFIC REQUIREMENTS

AP-90 Program Specific Requirements – 91.220(l)(1,2,4)

Introduction:

Community Development Block Grant Program (CDBG)
Reference 24 CFR 91.220(l)(1)
Projects planned with all CDBG funds expected to be available during the year are identified in the Projects Table. The following identifies program income available for use that is included in projects to be carried out.

1. The total amount of program income that will have been received before the start of the next program year and that has not yet been reprogrammed
2. The amount of proceeds from section 108 loan guarantees that will be used during the year to address the priority needs and specific objectives identified in the grantee's strategic plan
3. The amount of surplus funds from urban renewal settlements
4. The amount of any grant funds returned to the line of credit for which the planned use has not been included in a prior statement or plan.
5. The amount of income from float-funded activities
   Total Program Income

Other CDBG Requirements

1. The amount of urgent need activities

Appendixx - Alternate/Local Data Sources

Attachment: 4.30.19.DRAFT.Hanford Full Document (Approve the CDBG Five-Year Consolidated Plan 2019-2023)

City of Hanford

Analysis of Impediments to Fair Housing Choice

City of Hanford
317 North Douty St.
Hanford, CA 93230

DRAFT

Attachment: 5.1.19.WITH CORRECTIONS. AI _2019_Draft Hanford (Approve the CDBG Five-Year Consolidated Plan 2019-2023)

Acknowledgment

The Ramsay Group, (the City's consultant) would like to extend its gratitude to all the individuals and agencies that made this report possible. The following are organizations and individuals who were instrumental in assisting with the formulation of this report by lending their time and/or respected advice. We are grateful for your assistance.

CITY STAFF:

Darrel Pyle- City Manager
Sandra Lerma-Martinez- Housing Administrative Analyst
Roberta E. Monzelli-Housing Administrative Technician

CITY OF HANFORD'S HONORABLE MAYOR AND COUNCIL:

Mayor Sue Sorensen (District B)
Vice Mayor John Draxler (District A)
Council Member Martin Devine (District C)
Council Member Francisco Ramirez (District D)
Council Member Art Brieno (District E)

Finally, we would like to give a special thanks to the citizens of Hanford who allowed us the opportunity to visit their beautiful community, while providing us with critical survey information relating to their fair housing experience. Their participation was essential in shaping this analysis, which will influence fair-housing activities in the City of Hanford for years to come.

DRAFT

Attachment: 5.1.19.WITH CORRECTIONS. AI _2019_Draft Hanford (Approve the CDBG Five-Year Consolidated Plan 2019-2023)

Contents

Section **Pages**

Introduction.....
- What Is Fair Housing?
- Purpose of Report
- Organization of Report
- Reporting Staff and Data Sources
- Public Participation
- Public Review

Jurisdictional Background Data.....
- Demographic Data
- Income Data
- Employment Data
- Housing Profile
- Housing Affordability
- Public Assisted Housing
- Public Transit System

Mortgage Lending Practices.....
- Background
- Legislative Protection
- Conventional versus Government-Backed Financing
- Conventional Loans
- Government-Backed Loans
- Conventional versus Government-Backed Home Loans
- Subprime Lending

Public Policies and Practices.....
- City Policies and Programs Affecting Housing Development
- Zoning, Building, Occupancy, and Health and Safety Codes
- Variety of Housing Opportunity
- Policies, Strategies, and Programs for Affordable Housing Preservation
- Moratoriums/Growth Management
- Development Fees/Assessments

Fair Housing Practices .....
- Fair Housing Practices in the Homeownership Market
- National Association of Realtors
- California Association of Realtors
- California Department of Real Estate
- Fair Housing Practices in the Rental Housing Market
- Fair Housing Services

DRAFT

Attachment: 5.1.19.WITH CORRECTIONS. AI _2019_Draft Hanford (Approve the CDBG Five-Year Consolidated Plan 2019-2023)

Housing Impediment Survey Results

Conclusions, Impediments and Actions .....
Conclusions and Impediments
Actions

ATTACHMENTS: Fair Housing Survey
City of Hanford's Public Notices

DRAFT

Attachment: 5.1.19.WITH CORRECTIONS. AI _2019_Draft Hanford (Approve the CDBG Five-Year Consolidated Plan 2019-2023)

Section 1
INTRODUCTION

Equal access to housing is fundamental to each person in meeting essential needs and pursuing personal, educational, employment or other goals. In recognizing equal housing access as a fundamental right, the federal government and the State of California have both established fair housing choice as a right protected by law.

This report presents a demographic profile of the City of Hanford, assesses the extent of housing needs among specific income groups and evaluates the availability of a range of housing choices for residents. This report also analyzes the conditions in the private market and the public sector that could limit the range of housing choices or impede a person's access to housing. As the name of the report suggests, the document reviews "impediments" to fair housing. Although this report also assesses the nature and extent of housing discrimination, it primarily focuses on identifying impediments that could prevent equal housing access and developing solutions to mitigate or remove such impediments.

What Is Fair Housing?

Federal fair housing laws prohibit discrimination in the sale, rental or lease of housing, and in negotiations for real property, based on race, color, religion, sex, national origin, familial status and disability. California fair housing laws build on the federal laws, including age, marital status, ancestry, source of income, sexual orientation and "any arbitrary discrimination" as the protected categories under the laws. The following definition is used for this report:

"Fair housing describes a condition in which individuals of similar income levels in the same housing market have a like range of choice available to them regardless of race, color, ancestry, national origin, religion, sex, disability, age, marital status, familial status, source of income, sexual orientation or any other arbitrary factor."

Fair Housing Legal Framework

The federal Fair Housing Act of 1968 and the Fair Housing Amendments Act of 1988 (42 U.S. Code §§ 3601-3619, 3631) are federal fair housing laws that prohibit discrimination in all aspects of housing, such as the sale, rental, lease or negotiation for real property. The Fair Housing Act prohibits discrimination based on race, color, religion, sex and national origin.

Attachment: 5.1.19.WITH CORRECTIONS. AI _2019_Draft Hanford (Approve the CDBG Five-Year Consolidated Plan 2019-2023)

In 1988, the Fair Housing Act was amended to extend protection to familial status and people with disabilities (mental or physical). In addition, the Amendments Act provides for "reasonable accommodations," allowing structural modifications for persons with disabilities, if requested, at their own expense, for multi-family dwellings to accommodate the physically disabled.

The California Department of Fair Employment and Housing (DFEH) enforces California laws that provide protection and monetary relief to victims of unlawful housing practices. The Fair Employment and Housing Act (FEHA; Part 2.8 of the California Government Code, Sections 12900-12996) prohibits discrimination and harassment in housing practices.

The Unruh Act (California Government Code Section 51) protects Californians from discrimination in public accommodations and requires equal access to the accommodations. The Unruh Act provides broad protection and has been held by the courts to prohibit any arbitrary discrimination on the basis of personal characteristics or traits, and applies to a range of types of housing.

The Ralph Civil Rights Act (California Civil Code Section 51.7) prohibits violence and threats of violence and specifies that housing situations are protected under this Act, including houses, apartments, hotels, boarding housing and condominiums. Violators of the Ralph Act can be sued for actual or emotional damages, in addition to civil penalties.

The Bane Civil Rights Act (California Civil Code Section 52.1) provides another layer of protection for fair housing choice by protecting all people in California from interference by force or threat of force with an individual's constitutional or statutory rights, including a right to equal access to housing. The Bane Act also includes criminal penalties for hate crimes. However, convictions under the act are not allowed for speech alone unless that speech itself threatened violence.

In addition to these acts, California Government Code Sections 111135, 65008 and 65589.5 prohibit discrimination in programs funded by the state and in any land-use decisions.[1]

[1]Fair Housing Hotline Project, Legal Services of Northern California. March 2004. "Fair Housing in California: Families with Children: A Manual for Housing Providers, Tenants and Advocates."

DRAFT

Attachment: 5.1.19.WITH CORRECTIONS. AI _2019_Draft Hanford (Approve the CDBG Five-Year Consolidated Plan 2019-2023)

Housing Issues, Affordability and Fair Housing

The U.S. Department of Housing and Urban Development (HUD) Fair Housing and Equal Opportunity Division distinguishes between housing affordability and fair housing. Economic factors that affect a household's housing choices are not fair housing issues per se. Only when the relationship between household income, household type, race/ethnicity and other factors create misconceptions, biases and differential treatment would fair housing concerns arise.

Tenant/landlord disputes are also typically not related to fair housing. Most disputes between tenants and landlords result from a lack of understanding by either one or both parties regarding their rights and responsibilities. Tenant/landlord disputes and housing discrimination cross paths when fair housing laws are violated and result in differential treatment.

What Is an Impediment to Fair Housing Choice?

According to HUD's *Fair Housing Planning Guide,* and based within the legal framework of federal and state laws, impediments to fair housing choice are

- Any actions, omissions or decisions taken because of race, color, ancestry, national origin, religion, sex, disability, age, marital status, familial status, source of income, sexual orientation or any other arbitrary factor that restricts housing choices or the availability of housing choices, or
- Any actions, omissions or decisions that have the effect of restricting housing choices or the availability of housing choices on the basis of race, color, ancestry, national origin, religion, sex, disability, age, marital status, familial status, source of income, sexual orientation or any other arbitrary factor.

To affirmatively promote equal housing opportunity, a community must work to remove impediments to fair housing choice. Furthermore, eligibility for certain federal funds requires compliance with federal fair housing laws. Specifically, to receive HUD Community Planning and Development (CPD) formula grants, a jurisdiction must

- Certify its commitment to actively further fair housing choice.
- Maintain fair housing records.
- Conduct an analysis of impediments to fair housing choice.

DRAFT

Attachment: 5.1.19.WITH CORRECTIONS. AI _2019_Draft Hanford (Approve the CDBG Five-Year Consolidated Plan 2019-2023)

Purpose of Report

This Analysis of Impediments (AI) to Fair Housing Choice provides an overview of laws, regulations, conditions and other possible obstacles that could affect an individual's or household's access to housing in Hanford. The AI includes

- A comprehensive review of Hanford's laws, regulations and administrative policies, procedures and practices, as well as an assessment of how they affect the location, availability and accessibility of housing, and
- An assessment of conditions, both public and private, affecting fair housing choice.

The scope of analysis and the format used for this AI adhere to recommendations contained in the *Fair Housing Planning Guide* developed by HUD.

Organization of Report

The AI is divided into six sections:

Section 1: The **Introduction** defines *fair housing* and explains the purpose of this report.

Section 2: The **Jurisdictional Background Data** presents the demographic, housing and income characteristics of Hanford. Major employers and transportation access to job centers are identified. The relationships among these variables are discussed.

Section 3: Mortgage Lending Practices analyzes private activities that could impede fair housing choices in Hanford.

Section 4: Public Policies and Practices evaluates various public policies and actions that could impede fair housing choices in Hanford.

Section 5: Fair Housing Practices evaluates the fair housing services available to residents and identifies fair housing complaints and violations in Hanford.

Section 6: Conclusions, Impediments and Actions provides conclusions and recommendations about fair housing issues in Hanford.

At the end of this report, a page is attached that includes the endorsement of the City Administrator and a statement certifying that the AI represents

DRAFT

Attachment: 5.1.19.WITH CORRECTIONS. AI _2019_Draft Hanford (Approve the CDBG Five-Year Consolidated Plan 2019-2023)

Hanford's official conclusions regarding impediments to fair housing choice and the actions necessary to address identified impediments.

Reporting Staff and Data Sources

This report, prepared through a collaborative effort between City of Hanford and Housing Authority staff and The Ramsay Group, LLC, under contract to the City of Hanford, is funded through Community Development Block Grant (CDBG) and Housing Authority funds.

The following data sources were used to complete this AI. Sources of specific information are identified in the text, tables and figures.

- California Department of Finance Population and Housing Estimates
- City of Hanford Annual Action Plan, 2017
- City of Hanford Consolidated Plan, 2014
- City of Hanford Affordable Housing Policies and Procedures
- City of Hanford General Plan
- City of Hanford Housing Element 2014
- Home Mortgage Disclosure Act (HMDA) data regarding lending patterns
- U.S. Census Bureau American Community Survey
- U.S. Census, 2010
- HUD's Affirmatively Furthering Fair Housing (AFFH) data and assessment tools

Public Participation

This AI Report has been developed to provide an overview of laws, regulations, conditions or other possible obstacles that could affect an individual's or a household's access to housing. As part of this effort, the report incorporates the issues and concerns of residents, housing professionals and service providers. To assure that the report responds to community needs, the development of the AI included a community outreach program consisting of a community advisory meeting, a resident survey, service provider interviews, City Council study sessions and two public hearings.

Community Advisory Meetings

Hanford residents and public and private agencies either directly or indirectly involved with fair housing issues in Hanford were invited to participate in a Public Hearing on the following date and below location:

DRAFT

Attachment: 5.1.19.WITH CORRECTIONS. AI _2019_Draft Hanford (Approve the CDBG Five-Year Consolidated Plan 2019-2023)

Community of Hanford City Hall Training Room 319 N. Douty St. November 7, 2018 5:30 pm	Service Providers/Organizations City Hall Training Room 319 N. Douty St. December 3, 2018 10:30 am	Community of Hanford Coe Park -Community Room 543 S. Douty December 3, 2018 5:30 pm

The meetings provided the opportunity for the Hanford community to gain awareness of fair housing laws and for residents and service agencies to share fair housing issues and concerns. To ensure that the fair housing concerns of low- and moderate-income and special-needs residents were addressed, individual invitation letters were distributed via mail and e-mail, if available, to agencies and organizations that serve the low- and moderate-income and special needs community. Agencies and organizations that were invited and contributed directly to this report are included as an appendix.

Meeting times and dates were placed in Hanford newspapers and posted conspicuously at City Hall, Public Library and the Senior Center.

Resident Survey

To supplement the citizen advisory meetings, a survey was made available to Hanford residents at City Hall. The survey was also available online at the City's Web site. Spanish versions of the survey were also provided to reflect the diversity of Hanford's residents. During the 8-week survey period, completed surveys were submitted by 34 Hanford residents. Some themes that emerged were:

- A lack of funding as administrative fees and Federal grants have been cut as well as Federal grant sources
- Large Section 8 waiting lists and limited Housing Resources to provide housing in a timely fashion
- Difficulties in getting private owners/landlords to make reasonable accommodations for those with disabilities
- Increased need for supportive services for those with mental and physical disabilities, unemployment, and limited financial resources
- Resistance by private owners/landlords to rent to Section 8 voucher participants due to a perception that there would be increased burdens on their part
- Lack of understanding regarding housing accessibility for the homeless and those with disabilities
- Difficulties of dealing with the nexus of unemployment, job loss, and high rents that might lead to homelessness.

Service Provider Interviews

DRAFT

Attachment: 5.1.19.WITH CORRECTIONS. AI _2019_Draft Hanford (Approve the CDBG Five-Year Consolidated Plan 2019-2023)

In addition, interviews were conducted with Fair Housing Council of Central California the California Department of Fair Employment and Housing. The interviews gave in-depth context and insight into housing conditions and fair housing issues for residents in Hanford.

Study Sessions, Public Review and Hearings

Public Review

During a 30-day public review period, the draft AI document was made available at the following locations:

- Hanford City Hall
- Hanford Public Library
- City of Hanford Web site (http://www.cityofhanfordca.com)

Notice of public review was published in the Hanford Sentinel. In addition, all persons that attended the community advisory meetings were informed of the public review document on the City's Web site and asked to provide any further comments for incorporation.

Public Hearings

Public Hearings were held at Hanford's City Hall. A public hearing was held on February 19th and May 14th, 2019 . At the February 19th meeting, members of the public and council were asked to identify community needs and priorities before the drafting of the AI. The final public hearing was held May 14th. At this hearing, members of the public were asked to provide comments on the draft AI and the council was asked to approve the document before submission to HUD.

DRAFT

Attachment: 5.1.19.WITH CORRECTIONS. AI _2019_Draft Hanford (Approve the CDBG Five-Year Consolidated Plan 2019-2023)

Section 2
JURISDICTIONAL BACKGROUND DATA

The City of Hanford is an important commercial and cultural center in the south-central San Joaquin Valley and is the county seat of Kings County, California. It is the principal City of the Hanford-Corcoran metropolitan area (MSA Code 25260), which encompasses all of Kings County, including the cities of Hanford and Corcoran. The population was 53,967 at the 2010 census. The California Department of Finance estimated that the city's population was 58,176 as of January 1, 2018.

Demographic Summary

The primary sources for the demographic data used to prepare the AI was the U.S. Census Bureau and the California Department of Finance.

The 2010 United States Census reported that Hanford had a population of 53,967 [2]. The population density was 3,253.1 people per square mile (1,256.0/km²). The racial makeup of Hanford was 33,713 (62.5%) White, 2,632 (4.9%) African American, 712 (1.3%) Native American, 2,322 (4.3%) Asian, 53 (0.1%) Pacific Islander, 11,599 (21.5%) from other races, and 2,936 (5.4%) from two or more races. Hispanic or Latino of any race were 25,419 persons (47.1%).

The Census reported that 69,690 people (98.3% of the population) lived in households, 283 (0.5%) lived in non-institutionalized group quarters, and 616 (1.1%) were institutionalized.

There were 17,492 households, out of which 8,053 (46.0%) had children under the age of 18 living in them, 9,088 (52.0%) were married couples living together, 2,833 (16.2%) had a female householder with no husband present, 1,207 (6.9%) had a male householder with no wife present. There were 1,315 (7.5%) unmarried partnerships, and 117 (0.7%) same-sex partnerships. 3,483 households (19.9%) were made up of individuals and 1,405 (8.0%) had someone living alone who was 65 years of age or older. The average household size was 3.03. There were 13,128 families (75.1% of all households); the average family size was 3.49.

[2] 2016 Department of Finance Estimates a population of 55,547

Attachment: 5.1.19.WITH CORRECTIONS. AI _2019_Draft Hanford (Approve the CDBG Five-Year Consolidated Plan 2019-2023)

The population was spread out, with 16,731 people (31.0%) under the age of 18, 5,478 people (10.2%) aged 18 to 24, 14,764 people (27.4%) aged 25 to 44, 11,647 people (21.6%) aged 45 to 64, and 5,347 people (9.9%) who were 65 years of age or older. The median age was 30.9 years. For every 100 females, there were 96.3 males. For every 100 females age 18 and over, there were 93.9 males.

There were 18,493 housing units at an average density of 1,114.8 per square mile (430.4/km²), of which 10,208 (58.4%) were owner-occupied, and 7,284 (41.6%) were occupied by renters. The homeowner vacancy rate was 2.4%; the rental vacancy rate was 4.6%. 31,109 people (57.6% of the population) lived in owner-occupied housing units and 21,959 people (40.7%) lived in rental housing units. 15.5% of the populace lived below the poverty line.

Race/Ethnicity

The table below shows the ethnic trends for Hanford and Hanford-Corcoran MSA. From 1990 through 2010, Hanford residents have been predominantly comprised of two racial/ethnic groups: White and Hispanic. Whites were the majority population in 1990, representing more than 62 percent of the population. However, in the 2000 Census, Hispanic's population grew slightly to 37 percent, while Whites had a precipitous decline to just over 50 percent, which was a loss of nearly 12 percent compared to 1990. In the 2010 Census, Hispanics surpassed Whites as the majority population within the City. Hispanics represented 47 percent of the population while Whites' percentage continued to drop, representing only 42 percent of the population. These percentages continue as a current trend.

For the Region, White and Hispanics were also the predominate population from 1990 through 2010. However, unlike the City of Hanford, Hispanics became the majority of the Region's in 2000. Today, Hispanics make up 51 percent of the Region's population while Whites make up 35 percent. This is a 20 percent reduction in the share of the population for Whites compared to the 1990 Census (54 percent). Important to note that Whites (non-Hispanic) was the only racial /ethnic group to their lose percentage of the population in the City and Region each Census year.

DRAFT

Attachment: 5.1.19.WITH CORRECTIONS. AI _2019_Draft Hanford (Approve the CDBG Five-Year Consolidated Plan 2019-2023)

	(Hanford, CA CDBG) Jurisdiction								(Hanford-Corcoran, CA) Region							
	1990 Trend		2000 Trend		2010 Trend		Current		1990 Trend		2000 Trend		2010 Trend		Current	
Race/Ethnicity	#	%	#	%	#	%	#	%	#	%	#	%	#	%	#	%
White, Non-Hispanic	20,032	62.60%	21,506	50.53%	22,538	41.60%	22,538	41.60%	54,413	53.62%	53,813	41.57%	53,879	35.22%	53,879	35.22
Black, Non-Hispanic	1,574	4.92%	2,152	5.06%	2,815	5.20%	2,347	4.33%	7,736	7.62%	10,948	8.46%	11,433	7.47%	10,314	6.74
Hispanic	9,135	28.55%	16,159	37.96%	25,302	46.70%	25,302	46.70%	34,541	34.04%	56,457	43.61%	77,866	50.90%	77,866	50.90
Asian or Pacific Islander, Non-Hispanic	992	3.10%	1,637	3.85%	2,742	5.06%	2,232	4.12%	3,397	3.35%	4,992	3.86%	7,005	4.58%	5,567	3.64
Native American, Non-Hispanic	176	0.55%	579	1.36%	587	1.08%	346	0.64%	894	0.88%	1,937	1.50%	1,915	1.25%	1,297	0.85
National Origin																
Foreign-born	3,134	9.79%	5,649	13.26%	8,464	15.62%	8,816	16.27%	14,330	14.12%	20,757	16.03%	32,518	21.26%	30,520	19.95
LEP																
Limited English Proficiency	2,853	8.91%	4,860	11.41%	7,101	13.11%	7,709	14.23%	13,175	12.98%	20,037	15.48%	29,292	19.15%	26,518	17.33
Sex																
Male	15,613	48.75%	21,095	49.52%	26,596	49.09%	26,596	49.09%	54,514	53.72%	74,349	57.43%	86,344	56.44%	86,344	56.44
Female	16,413	51.25%	21,508	50.48%	27,582	50.91%	27,582	50.91%	46,955	46.28%	55,112	42.57%	66,638	43.56%	66,638	43.56
Age																
Under 18	9,722	30.36%	13,549	31.80%	16,613	30.66%	16,613	30.66%	30,801	30.36%	38,414	29.67%	42,548	27.81%	42,548	27.81
18-64	18,708	58.42%	24,484	57.47%	32,068	59.19%	32,068	59.19%	62,856	61.95%	81,358	62.84%	98,404	64.32%	98,404	64.32
65+	3,596	11.23%	4,570	10.73%	5,497	10.15%	5,497	10.15%	7,812	7.70%	9,689	7.48%	12,030	7.86%	12,030	7.86
Family Type																
Families with children	4,571	53.66%	5,104	55.72%	7,059	53.47%	7,059	53.47%	13,394	58.02%	13,163	59.55%	17,793	55.71%	17,793	55.71

Note 2: Data Sources: Decennial Census; ACS

DRAFT

Attachment: 5.1.19.WITH CORRECTIONS. AI _2019_Draft Hanford (Approve the CDBG Five-Year

National Origin

Currently, the foreign-born population represents 17 percent of all persons in Hanford. For the Region, there has been a precipitous rise in the foreign-born population at 20 percent versus only 14 percent in 1990.

Limited English Proficiency

In addition to racial and ethnic components in assessing housing needs, it is important to look at language ability in Hanford. This is important to note as foreign-born residents may have difficulty accessing housing due to language barriers or an apartment owner's reluctance to rent housing to an immigrant. In addition, a fair housing concern could arise if a foreign-born resident owns an apartment building and advertises only in his or her native language, thus restricting access only to persons speaking that language.

For the foreign-born population in Hanford, there was a steady increase in Limited English Proficiency (LEP) from 9% in 1990 to 14% in 2010. The Region also experienced a steady increase in its LEP population from 13% in to 19% over the same period. This can be explained by the rise in the foreign-born population for both the City and Region.

The Fair Housing Act prohibits both intentional housing discrimination and housing policies and practices that have an unjustified discriminatory effect because of race, national origin, color, sex, family status, disability, and religion. People with limited English proficiency are not a protected class under the Fair Housing Act. However, there is a close link between LEP and certain racial and national origin groups.

Because of this close link, selective application of a language-related policy, or use of LEP as a pretext for unequal treatment of individuals based on race or national origin violates the Fair Housing Act. In addition, restrictions on access to housing based on LEP are likely disproportionately to burden certain protected classes, and if not legally justified, may violate the Fair Housing Act under a discriminatory effects theory.

Sex, Age and Family Type

Both the City and Region's male and female population remained relatively even (50/50) from 1990 to present. In terms of age, individuals 18-64 have represented more than 57 percent of the population since 1990 for both the City and Region. Seniors (65+) remained the smallest population for both areas since 1990. Today, the percentage of seniors for both areas are relatively the same (10% City/ 8% Region). Like the 18-64 population, households with children have been the majority family type since 1990 for both the City and Region.

Families with Children.

From 2000-2010, families with children in Hanford have experienced a slight decline in the percentage of the population. In 2000, families with children made up 56 percent of the population. In 2010, this percentage dropped to 53 percent. Like the City of Hanford, the

Attachment: 5.1.19.WITH CORRECTIONS. AI _2019_Draft Hanford (Approve the CDBG Five-Year Consolidated Plan 2019-2023)

region's percent of the population that were families with children also dropped from 60% in 2000 to 56% and 2010.

Income

Household income is the most important factor determining a household's ability to balance housing costs with other basic life necessities. Although economic factors that affect a household's housing choice are not a fair housing issue per se, the relationships among household income, household type, race/ethnicity and other factors often create misconceptions and biases that raise fair housing issues.

The City's income distribution is indexed to the Area Median Income (AMI) to provide a comparison relative to the larger county area. Households in Hanford, CA have a median annual income of $51,231, which is less than the median annual income in California and the United States. However, the City's AMI is greater than Lemoore and Hanford-Corcoran, CA Metro Area.

YEAR	LOCATION	MEDIAN HOUSEHOLD INCOME
2016	United States	$55,322
2016	California	$63,783
2016	Hanford, CA	$51,231
2016	Lemoore, CA	$50,871
2016	Hanford-Corcoran, CA Metro Area	$47,241

ACS 2016 Data

Employment Data

Housing needs are also influenced by employment trends. Significant employment opportunities within the City can lead to growth in demand for housing in proximity to jobs. The quality or pay of available employment can determine the need for various housing types and prices.

The biggest employment sector is education and healthcare services with 4,437 jobs, which represents a 37% share of jobs in the jurisdiction. While retail trade sector had 1,819 workers with 2,388 jobs, agriculture and mining have the highest jobless workers percentage at -13% in a sector with 336 jobs for 2,232 workers. This represents a deficit of 1,896 jobs within the agriculture, mining, oil and gas extraction sector, making it the second major employment sector. Retail trade follows in third, with a 7% difference between the number of workers and available jobs. Arts, entertainment, and accommodation have a 15% job share, representing 1,791 jobs and 1,683 workers coming up fourth in the jurisdiction. Much like agriculture, mining, oil and gas extraction, the manufacturing sector also has a high job demand versus available work opportunities, at a difference of 1,233, representing a jobs-less-workers of -8%.

Attachment: 5.1.19.WITH CORRECTIONS. AI _2019_Draft Hanford (Approve the CDBG Five-Year Consolidated Plan 2019-2023)

With 1,854 workers and 621 jobs, this makes manufacturing the fifth biggest employment sector in the jurisdiction.

Business by Sector	Number of Workers	Number of Jobs	Share of Workers %	Share of Jobs %	Jobs less workers %
Agriculture, Mining, Oil & Gas Extraction	2,232	336	16	3	-13
Arts, Entertainment, Accommodations	1,683	1,791	12	15	3
Construction	537	234	4	2	-2
Education and Health Care Services	2,642	4,427	18	37	18
Finance, Insurance, and Real Estate	621	616	4	5	1
Information	157	123	1	1	0
Manufacturing	1,854	621	13	5	-8
Other Services	450	325	3	3	0
Professional, Scientific, Management Services	604	498	4	4	0
Public Administration	0	0	0	0	0
Retail Trade	1,819	2,388	13	20	7
Transportation and Warehousing	438	169	3	1	-2
Wholesale Trade	557	202	4	2	-2
Total	13,594	11,730	--	--	--

Source 2016 Hanford Business Activity

The total civilian labor force in this jurisdiction is 24,988 people, with 21,535 persons being employed at 16 years and over. This represents 86.18% of the population. The total unemployment rate is 13.82, with the highest rate being for persons between the ages 16-24, at 28.29. It is important to note that a portion of this age group form part of the dependent population, as some of them fall under the age of 18, which is the age of majority. The greatest occupations are in sales-and-office sector at 4,700 people. Management, business, and financial sector follow at 3,496 people, followed by construction, extraction, maintenance and repair, at 2,816 people. The service sector and production, transport, and material moving follow at 2,613 and 1,268 people, respectively. The sector with the lowest number of people is farming, fisheries, and forestry, at 776 people.

With 74% of people traveling for less than 30 minutes to work, the transport system is sufficient to cater to the present workforce.

Based on the information above, there is a need for more funding allocated to courses with a Technical, Vocational Education and Training (TVET) programs within high schools and community colleges, available to adult learners, catering to the 35-65 year age group. High schools should take part in alternative learning, for students interested in this line of work and for those with learning disabilities or conditions, such as Autism and Asperger's, which may contribute to drop-out rates in high schools. To reduce the number of dependents within the 25-65 age range, the TVET program should be open to those 65 years old and older. This can be achieved through consultations and part-time teachings, to help create savings for pensions and to imbue lifelong experiences, particularly for those who did not manage to get high school

Attachment: 5.1.19.WITH CORRECTIONS. AI _2019_Draft Hanford (Approve the CDBG Five-Year Consolidated Plan 2019-2023)

or college qualifications. This can be steered through the College of Sequoia's Vocational Training center.

There is also a need for saving and back-to-school schemes, and programs initiated to support young people who are unable to complete their degrees, due to high costs of learning . This needs to be in partnership with business owners or employers with tax incentives to encourage them to support their employees who will be part of these schemes. These would be structured under microfinance institutions that will work with the beneficiaries as financial advisers. These Microfinance institutions will also look at healthcare and housing as part of their services. The operations would need to be on a social –enterprise model to encourage individual savings and pooling within families and communities to improve access to education, healthcare, housing and retirement benefits. This is because 30,301 people from 18 to 65+ have earned or are currently earning 21,105 to 36,640 which may not be enough to afford adequate housing, health cover and retirement savings.

All this will require policy frameworks to actualize these initiatives that seek to improve the standard of living which will in turn create more capital and incentives for investments for business owners as well as startup capital for budding entrepreneurs while reducing the number of people who are dependent due to low income and education levels.

Housing Profile

Units by Tenure

Housing tenure (owner vs. renter) influences several aspects of the local housing market. Residential mobility is influenced by tenure, with ownership housing evidencing a lower turnover rate than rental housing. The vacancy rate also indicates the match between the demand and supply of housing. The table below details housing tenure and vacancies in Hanford and Kings County, according to the 2010 Census. Vacancy rates of 5% to 6% for rental housing and 1.5% to 2.0% for ownership housing are generally considered to be optimum. A higher vacancy rate may indicate an excess supply of units, a softer market, and result in lower housing prices. A lower vacancy rate may indicate a shortage of housing and high competition for available housing, which generally leads to higher housing prices and diminished affordability.

Attachment: 5.1.19.WITH CORRECTIONS. AI _2019_Draft Hanford (Approve the CDBG Five-Year Consolidated Plan 2019-2023)

Household Tenure and Vacancy Rates

Housing Type	Hanford		Kings County	
	Units	%	Units	%
Occupied housing units	17,492	94.6%	41,233	94.0%
Owner-occupied housing units	10,208	55.2%	22,329	50.9%
Avg HH size of owner-occupied units	3.05		3.17	
Renter-occupied housing units	7,284	39.4%	18,904	43.1%
Avg HH size of renter-occupied units	3.01		3.21	
Vacant housing units	1,001	5.4%	2,634	6.0%
For rent	355	1.9%	1,055	2.4%
Rented, not occupied	21	0.1%	58	0.1%
For sale only	255	1.4%	469	1.1%
Sold, not occupied	54	0.3%	120	0.3%
For seasonal or occasional use	46	0.2%	154	0.4%
All other vacants	270	1.5%	778	1.8%
Homeowner vacancy rate (%)	2.4		2.0	
Rental vacancy rate (%)	4.6		5.3	
Total housing units	18,493	100%	43,867	100%

Source: 2010 Census

According to the Census, 95% (17,492) of all housing units in Hanford were occupied, which was slightly higher than the County's 94% (41,233) rate. The housing-vacancy rate in Kings County totaled 2.0% among for-sale units and 5.3% for rental units. Similarly, the housing-vacancy rate in Hanford totaled 2.4% among for-sale units and 4.6% for rental units.

Housing Conditions

The condition of a city's housing stock is not in itself an impediment to fair housing. However, for many low-income families, substandard housing is the only housing available at an affordable price. One indicator of substandard housing is the age of a city's housing stock. If not regularly maintained, structures can deteriorate and discourage reinvestment, depress neighborhood property values, and even become health hazards. Thus, maintaining and improving housing quality is an important goal for communities.

Housing age can be an indicator of the need for housing rehabilitation. As shown in the Table below, recent Census estimates reported that over half of all housing in Hanford and Kings County has been built since 1980, reflecting the significant housing growth in recent decades.

However, approximately 47% of homes in Hanford and 49% Countywide exceeded 35 years of age. Most homes require increased maintenance after 30 years. Common repairs include a new roof, painting, plumbing, appliances and fixtures. Homes older than 50 years often require

Attachment: 5.1.19.WITH CORRECTIONS. AI _2019_Draft Hanford (Approve the CDBG Five-Year Consolidated Plan 2019-2023)

more substantial repairs (e.g., new siding, plumbing, or upgrades to electrical systems) in order to maintain the useful life and quality of the structure. Moreover, lead-based paint hazards are also more common in homes built before 1978 and particularly for homes built more than 50 years ago.

Age of Housing Stock

Housing Type	Hanford		Kings County	
	Units	%	Units	%
Total housing units	18,777	100%	44,134	100%
Built 2010 or later	87	0.5%	188	0.4%
Built 2000 to 2009	3,087	16.4%	7,815	17.7%
Built 1990 to 1999	4,034	21.5%	8,145	18.5%
Built 1980 to 1989	2,729	14.5%	6,615	15.0%
Built 1970 to 1979	3,215	17.1%	7,539	17.1%
Built 1960 to 1969	2,036	10.8%	4,765	10.8%
Built 1950 to 1959	1,774	9.4%	4,145	9.4%
Built 1940 to 1949	611	3.3%	2,009	4.6%
Built 1939 or earlier	1,204	6.4%	2,913	6.6%

Source: Census 2009-2013 ACS, Table DP4

Housing is considered substandard when conditions are found to be below the minimum standard-of-living conditions defined in Section 17920.3 of the California Health and Safety Code. Households living in substandard conditions are considered to be in need of housing assistance, even if they are not seeking alternative housing arrangement, due to threat to health and safety.

As part of the 2010 Housing Element update process, Hanford conducted a comprehensive survey of housing conditions within its community. The survey was based upon criteria developed by the California Department of Housing and Community Development. Housing was classified according to five categories: sound, minor repair, moderate repair, substantial repair, or dilapidated. The table below summarizes the results of this survey, housing conditions do not appear to be a significant problem within the City.

Housing Condition

Jurisdiction	Housing Conditions				
	Sound	Minor Repair	Moderate Repair	Substantial Repair	Dilapidated
Hanford	73%	19%	8%	<1%	<1%

Source: Housing Conditions Reports for individual jurisdictions (2008-09)

Attachment: 5.1.19.WITH CORRECTIONS. AI _2019_Draft Hanford (Approve the CDBG Five-Year Consolidated Plan 2019-2023)

Overcrowded Housing

Overcrowding is a persistent problem affecting housing conditions, the U.S. Census defines overcrowding as at least 1.01 persons per room, excluding kitchen, bathrooms, and hallways. Severe overcrowding is defined as more than 1.5 persons per room. Overcrowding is often an indicator of households that may be financially unable to obtain adequate space for their needs, or households that are required to house-extended family members. It is not necessarily a reflection of inadequate physical conditions of the housing units themselves.

The table below, details the percentage of households that live in overcrowded situations in both Hanford and Kings County. Hanford showed that 1% of owner-occupied units were overcrowded, which was less than Kings County as a whole at 1.4%. Overcrowding is slightly higher among renters. Hanford showed that 2.5% of renter-occupied units were overcrowded, which was slightly less than Kings County's 2.9%.

Overcrowding by Tenure

Persons per Room	Hanford	Kings County
Total households	17,161	40,785
Owner occupied:	9,658	21,127
0.50 or less	63.2%	59.8%
0.51 to 1.00	32.5%	34.5%
1.01 to 1.50	3.2%	4.2%
1.51 to 2.00	0.6%	1.2%
2.01 or more	0.4%	0.2%
Renter occupied:	7,503	19,658
0.50 or less	49.9%	45.7%
0.51 to 1.00	36.5%	42.2%
1.01 to 1.50	11.2%	9.2%
1.51 to 2.00	1.6%	2.3%
2.01 or more	0.9%	0.6%

Source: Census 2009-2013 ACS, Table B25014

Household Size

Household characteristics also influence housing preferences and needs; for instance, single-person households, or seniors, often occupy smaller apartments or condominiums, due to size and the lower cost of such homes. Families with children often prefer larger single-family homes. Understanding changes in household composition can thus provide insight into current and future housing needs.

Attachment: 5.1.19.WITH CORRECTIONS. AI _2019_Draft Hanford (Approve the CDBG Five-Year Consolidated Plan 2019-2023)

Household growth is influenced by marriages, the dissolution of marriages and the number of children entering adulthood. Household growth is also affected by future residents moving to Hanford to either find employment or housing. Finally, because households must occupy a housing unit, the rate of new housing construction also influences whether a new household will be established or whether households will consolidate.

Housing Affordability

According to the federal government, rental housing is considered affordable if the people living there pay no more than 30 percent of their income for rent. According to mortgage lenders, a home is affordable if the mortgage payment is not more than 35 percent of the borrower's income. So, what's affordable depends on income. When these percent thresholds are exceeded, households are assumed to have a housing cost burden. Many cities use federal and/or state financial assistance to increase the supply of affordable housing for low-income families. Although assistance is offered and available, the amount is a mere fraction of what is truly needed to accommodate housing for extremely low-, very-low- and low-income households.

Cost Burden

HUD defines a housing-cost burden as greater than 30% of a household's income being spent on housing. The cost of housing and overall affordability is by far the most common housing problem, with greater than 1,170 of all households in Hanford experiencing a cost burden greater than 30% , and 1,080 with a cost burden greater than 50%. High housing costs can cause households to spend a disproportionate percentage of their income on housing. This may result in repayment problems, deferred maintenance or overcrowding.

Cost burden by Race/Ethnicity

When comparing cost burden by race/ethnicity, 21% of all Hispanic households experienced severe housing-cost burden (more than 50% paid for housing), which is the highest amongst other racial/ethnic groups in the City. Hispanics also have the highest rate of cost burden (21%) in the Region (Hanford-Corcoran, CA).

Attachment: 5.1.19.WITH CORRECTIONS. AI _2019_Draft Hanford (Approve the CDBG Five-Year Consolidated Plan 2019-2023)

Households with Severe Housing Cost Burden	(Hanford, CA CDBG) Jurisdiction			(Hanford-Corcoran, CA) Region		
Race/Ethnicity	**# with severe cost burden**	**# households**	**% with severe cost burden**	**# with severe cost burden**	**# households**	**% with seve cost burde**
White, Non-Hispanic	825	8,614	9.58%	2,375	18,715	12.69
Black, Non-Hispanic	120	1,130	10.62%	455	2,375	19.16
Hispanic	1,340	6,475	20.69%	3,685	17,185	21.44
Asian or Pacific Islander, Non-Hispanic	110	575	19.13%	299	1,504	19.88
Native American, Non-Hispanic	0	63	0.00%	65	321	20.25
Other, Non-Hispanic	100	305	32.79%	120	673	17.83
Total	2,495	17,165	14.54%	6,999	40,785	17.16
Household Type and Size						
Family households, <5 people	1,334	9,975	13.37%	3,810	23,295	16.36
Family households, 5+ people	395	2,990	13.21%	1,230	8,265	14.88
Non-family households	770	4,200	18.33%	1,960	9,225	21.25

Note 4: Data Sources: CHAS

A disproportionately greater need exists when the members of racial or ethnic group at a given income level experience a housing cost burden at a greater rate (10 percentage points or more) than the income level as a whole.

When comparing the jurisdiction as a whole (table below), 17% of Hanford's population paid 30-50% of their income on housing, and 15% of the population paid more than 50%. However, there was no racial or ethnic group that experienced a disproportionately greater housing-cost burden. Hispanics had the highest percentage of its population paying more than 30% (8 percent) and more than 50% (7 percent) of their income on housing costs. Whites had the second highest percentage of households with a cost burden, at 7% paying more than 30 percent and 8% paying more than 6 percentage of their income on housing.

Attachment: 5.1.19.WITH CORRECTIONS. AI _2019_Draft Hanford (Approve the CDBG Five-Year Consolidated Plan 2019-2023)

Housing Cost Burden	<=30%		30-50%		>50%	
Jurisdiction as a whole	11,430	64%	3,100	17%	2,620	15%
White	6,505	36%	1,195	7%	1,000	6%
Black / African American	450	3%	200	1%	170	1%
Asian	370	2%	140	1%	125	1%
American Indian, Alaska Native	44	0%	4	0%	0	0%
Pacific Islander	20	0%	0	0%	0	0%
Hispanic	3,900	22%	1,460	8%	1,255	7%

Data Source: 2009-2013 CHAS

Regional Housing Needs Assessment (RHNA)

State Housing Element Law requires that cities and counties address housing for all segments of the population, including those that are lower income. The Southern California Association of Governments is responsible for allocating housing needs to each jurisdiction in its region, including Hanford. A local jurisdiction's fair share of regional housing need is the number of additional housing units that will need to be constructed in the jurisdiction to accommodate the forecast growth in the number of households, to replace expected demolitions and conversion of housing units to non-housing uses, and to achieve a vacancy rate that allows for healthy functioning of the housing market. The allocation is divided into the four income categories: very-low, low, moderate, and above moderate. The allocation is further adjusted to avoid an over-concentration of lower-income households in any one jurisdiction. Cities must also plan for the needs of extremely low-income households. The regional share of extremely low-income units is assumed to be 50 percent of the allocation for very-low income units.

Based on the Kings County RHNA for 2014-2024, the City of Hanford has a shortage amounting to 4,832 housing units. The required number of units are indicated in MA10, the percentages for each income group are indicated below:

	Very Low	Low	Moderate	Above Moderate	Total
Hanford	1,097 (22.70%)	821 (17.00%)	865 (17.90%)	2,049 (42.40%)	4,832 (100%)

Source: KCAG 2015

The terms *extremely-low, very-low, low* and *moderate-income* are most often associated with the California Health and Safety Code or HUD definitions. The state's low-income levels tend to be slightly higher than those of HUD. In either

Attachment: 5.1.19.WITH CORRECTIONS. AI _2019_Draft Hanford (Approve the CDBG Five-Year Consolidated Plan 2019-2023)

case, the income levels set the assistance threshold for many of the housing programs offered by the state or HUD.

Public Assisted Housing

The availability and location of public-assisted housing may be a fair housing concern. If such housing is concentrated in one area of a community, a household seeking affordable housing is limited to choices within that particular area. Public/assisted housing and housing assistance must be accessible to qualified households regardless of race/ethnicity, disability or other special characteristics.

Housing Authority of Kings County's (HAKC) mission is to promote decent, safe, and affordable housing and economic opportunity to low-income families throughout Kings County and its four incorporated cities. The Housing Authority operates three public-housing projects providing 268 units of affordable housing and 32 state-housing apartments. The Housing Authority also provides 688 Section 8 Housing Choice Vouchers. Finally, the Authority manages 45 farm-labor residences, a Rental-Housing Construction program apartment complex, a 44-unit California Housing-Rehabilitation Program-Rental (CHRP-R) senior citizen project, and two transitional housing projects with 12 spaces for foster youth.

The City works closely with the Kings County Housing Authority to qualify Hanford residents for Section 8 Housing Choice Vouchers. The housing choice voucher program is the federal government's major program for assisting very low-income families, the elderly, and the disabled to afford decent, safe, and sanitary housing in the private market. Since housing assistance is provided on behalf of the family or individual, participants are able to find their own housing, including single-family homes, townhouses and apartments. The participant is free to choose any housing that meets the requirements of the program and is not limited to units located in subsidized-housing projects (discussed later in this section). The City provides information on the availability of Section 8 programs to qualified residents.

A Federal (HUD) rent-subsidy program is one of the main sources of Federal housing assistance for Low-Income households. The program operates by providing housing-assistance payments to owners, developers, and public housing agencies to make up the difference between the Fair Market Rent of a unit (set by HUD) and the household's contribution toward the rent, which is calculated at 30% of the household's adjusted gross monthly income (GMI). Section 8 includes programs for new construction, existing housing, and substantial or moderate housing rehabilitation.

Attachment: 5.1.19.WITH CORRECTIONS. AI _2019_Draft Hanford (Approve the CDBG Five-Year Consolidated Plan 2019-2023)

The Kings County Housing Authority has the following units in the section 8 and affordable housing program:

- 688 Section 8 Housing-Choice Vouchers (varies according to funding)
- 268 Public-Housing Units
- 32 State-Housing Apartments
- 6 Foster Youth Transitional Housing Program Slots
- 45 Farm-Labor Housing Residences
- 44 Senior-Citizen Apartments
- 1 Market-Rate Single-Family Home

Management of these units is shared among the cities of Hanford, Corcoran, Avenal and Lemoore to maintain the affordable housing inventory and to provide transitional shelter within the jurisdiction.

The future availability of Section 8 funding is uncertain. In the event that Section 8 funding is no longer available, rent subsidies can be used to maintain affordability by using local, state or other funding sources. The subsidies can be structured to mirror the Section 8 program, whereby tenants receive the difference between the Fair Market Rent (determined by HUD and the local housing authority) and the maximum affordable rent of the tenant (30% of household income).

Public Transit System

Public transit information is important to the analysis of impediments to fair housing, as access to public transit is of paramount importance to households affected by low incomes and rising housing prices. Public transit should link lower-income persons, who are often transit-dependent, to major employers where job opportunities exist. Access to employment via public transportation can reduce welfare usage rates and increase housing mobility, which enables residents to locate housing outside of traditionally low- and moderate-income neighborhoods. The lack of a relationship between public transit, employment opportunities and affordable housing could impede fair housing choice, because persons who depend on public transit will have limited choices regarding places to live. In addition, elderly and disabled persons often rely on public transit to visit doctors, go shopping or attend activities at community facilities. Public transit that provides a link between job opportunities, public services and affordable housing helps to ensure that transit-dependent residents have adequate opportunity to access housing, services and jobs.

Attachment: 5.1.19.WITH CORRECTIONS. AI _2019_Draft Hanford (Approve the CDBG Five-Year Consolidated Plan 2019-2023)

Kings Area Rural Transit (KART) is Kings County's public transportation provider. KART provides public transit service Monday through Friday and limited service on Saturdays. KART provides transportation services to the cities of Armona, Avenal, Corcoran, Grangeville, Hardwick, Hanford, Kettleman City, Laton, Lemoore, and Stratford. KART Paratransit (origin to destination) is available to eligible certified ADA passengers.

In addition, KART provides regular transportation service to Fresno and Visalia Monday through Friday. All KART bus routes begin and end at the KART Terminal located at 504 W. Seventh Street, Hanford, California, west of the AMTRAK station in Downtown Hanford.

Fares

	Single Trip	Discounted Single Trip*	1-Day Pass	10-Trip Card	30-Day Pass	30-Day Discounted Pass*	Children 6 under
Local Routes Hanford, Armona, Lemoore & NAS Route 21 and 22	$1.25	$0.60	$4.00	$10.00	$50.00	$40.00	Free
Out-of-Town Routes Avenal, Corcoran, Fresno, Laton & Visalia	$1.75	$0.85	$5.50	$14.00	$60.00	$50.00	Free

Source: Kings Area Rural Transit

	Single Trip	Premium Single Trip	Companions and All Children	Personal Care Assistant (PCA)	10-Trip Card
Paratransit	$2.50	$5.00	$2.50	Free	$25.00

Source: Kings Area Rural Transit

Discounted Fares

Discounted fare is available to individuals with a KART-issued ID card and Medicare card holders with a valid picture ID. You must show the driver a current KART-issued ID card or Medicare card with a picture ID to receive discounts. To see if you qualify for the discounted fares program, contact the Administration Office. The program is available to seniors 65+, Medicare card holders, persons with qualifying disabilities, active duty military and veterans. Students can also present their valid school-issued ID card when purchasing a bus pass and receive a $10.00 discount on one 30-day bus pass each month. The student must be present to purchase the discounted pass.

Attachment: 5.1.19.WITH CORRECTIONS. AI _2019_Draft Hanford (Approve the CDBG Five-Year Consolidated Plan 2019-2023)

Section 3
MORTGAGE LENDING PRACTICES

A key aspect of fair-housing choice is equal access to credit for the purchase or improvement of a home. Lending policies and requirements related to credit history, current credit rating, employment history and the general character of applicants permit lenders to use a great deal of discretion, and in the process, deny loans, even though the prospective borrower would have been an acceptable risk. This section reviews the lending practices of financial institutions and the access to home loans for ethnic minorities of all income groups.

Background

Discriminatory practices in home-mortgage lending have evolved in the past five to six decades. In the 1940s and 1950s, racial discrimination in mortgage lending was easy to spot. From government-sponsored racial covenants, to the redlining practices of private mortgage lenders and financial institutions, ethnic minorities were denied access to home mortgages in ways that severely limited their ability to purchase a home. During the recent rise of the subprime loan market[3], discriminatory lending practices became more subtle. By employing high-pressure sales practices and deceptive tactics, some mortgage brokers pushed minority borrowers into high-cost subprime mortgages that were not well suited to their needs and led to financial problems. According to data from the 2007 Home Mortgage Disclosure Act (HMDA), four of every 10 home purchase mortgages issued to minorities in 2006 were subprime loans—twice the number of subprime loans issued to white borrowers. The pattern and trend of subprime rate lending led to high-cost (subprime) loans and foreclosures concentrated in low-income minority neighborhoods.[4]

Legislative Protection

In the past, fair-lending practices were not always employed by financial institutions. Credit market distortions and other activities, such as redlining, prevented some groups from equal access to credit. The passage of the Community Reinvestment Act (CRA) in 1977 was designed to improve access to credit for all members of the community. The CRA is intended to encourage

[3]TD Bank Corp. (2007, April 30). *A Primer on the U.S. Sub-Prime Market.* The subprime mortgage market ballooned in 2005 and 2006 to 20 percent–25 percent of all new mortgages, capturing more than twice the market share seen over the prior 10 years.
[4]Joint Center for Housing Studies of Harvard University. (2009). *The State of the Nation's Housing 2009.*

Attachment: 5.1.19.WITH CORRECTIONS. AI _2019_Draft Hanford (Approve the CDBG Five-Year Consolidated Plan 2019-2023)

regulated financial institutions to help meet the credit needs of entire communities, including low- and moderate-income neighborhoods. The CRA requires that each insured depository institution's record in helping meet the credit needs of its entire community be evaluated periodically. That record is taken into account in considering an institution's application for deposit facilities, including mergers and acquisitions.

In tandem with the CRA, the HMDA, initially enacted in 1975 and substantially expanded in 1989, required banks to disclose detailed information about their mortgage lending. The law aimed to curb discrimination in such lending to create more equal opportunity to access credit. The disclosure requirement compelled banks, savings-and-loan associations and other lending institutions to report annually the amounts and geographical distribution of their mortgage applications, origins and purchases disaggregated by race, gender, annual income and other characteristics. The data, collected and disclosed by the Federal Financial Institutions Examination Council (FFIEC), were made available to the public and to financial regulators to determine if lenders were serving the housing needs of the communities where they were located.

Detailed FFIEC data for conventional and government-backed home purchase and home improvement loans in Hanford are presented in the tables below. The FFIEC data provide some insights regarding the lending patterns that exist in a community. However, the data are only an indicator of potential problems; the data lack the financial details of the loan terms to conclude definite redlining or discrimination.

Conventional versus Government-Backed Financing

Conventional financing involves market-rate loans provided by private lending institutions, such as banks, mortgage companies, savings-and-loan associations and thrift institutions. To assist low- and moderate-income households that might have difficulty in obtaining home-mortgage financing in the private market due to income and equity issues, several government agencies offer loan products that have below-market-rate interest and are insured (backed) by federal agencies. Sources of government-backed financing include loans insured by the Federal Housing Administration (FHA), the Department of Veterans Affairs (VA) and the Rural Housing Services/Farm Service Agency (RHA/FSA). Often, government-backed loans are offered to consumers through private lending institutions. Local programs such as first-time homebuyer and rehabilitation programs are not subject to HMDA reporting requirements.

Attachment: 5.1.19.WITH CORRECTIONS. AI _2019_Draft Hanford (Approve the CDBG Five-Year Consolidated Plan 2019-2023)

Conventional Loans

According to the FFIEC data for 2017, approximately 605 households applied for conventional loans (for a total of $124,400,000) in the Metropolitan Statistical Area of (MSA) of Hanford-Corcoran, CA. Among all applications received that year, 455 loans were originated, and 54 denied.

When broken down by race and ethnicity, whites and Hispanics participated in the loan market the most. Whites had the highest participation level, submitting 560 conventional loan applications. Hispanics, as the second highest participants, provided the market with 217 loan applications. Although Hispanics make up 51 percent of the populations within the MSA, they only accounted for 39 percent of all loan applications submitted. Native Hawaiian, or Other Pacific Islander, with the lowest participation rate amongst the four largest populations, provided just 5 applications in 2017.

Disproportionate denial rates for a racial/ethnic group compared to the population as a whole could be a fair-housing issue, particularly if other determining factors are similar (i.e. income). The denial rate for a conventional mortgage in 2017 for the MSA was 9 percent. Black or African Americans had the highest denial rate at 17 percent, followed by Hispanics at 8 percent. There was no significant variance (more than 10% of MSA) in rate of denial among racial/ethnic groups.

RACE, ETHNICITY, GENDER, INCOME	Applications Received		Loans Originated		Apps. Approved But Not Accepted		Applications Denied		Applications Withdrawn		Files Closed for Incompleteness	
	Number	$000's	Number	$000's	Number	$000's	Number	$000's	Number	$000's	Number	$000
Race												
American Indian/Alaska Native												
Total	9	1502	8	1270	0	0	0	0	1	232	0	
Asian												
Total	19	3755	16	3329	0	0	1	113	1	120	1	19
Black or African American												
Total	12	2078	6	1280	0	0	2	127	4	671	0	
Native Hawaiian or Other Pacific Islander												
Total	5	1073	4	975	0	0	1	98	0	0	0	
White												
Total	560	115992	421	89769	11	1805	50	11137	72	12602	6	67
	605	**124400**	**455**	**96623**	**11**	**1805**	**54**	**11475**	**78**	**13625**	**7**	**87**

MSA/MD: 25260 - Hanford-Corcoran, CA- Conventional Loan

Hispanic	Applications Received		Loans Originated		Apps. Approved But Not Accepted		Applications Denied		Applications Withdrawn		Files Closed for Incompleteness	
	Number	$000's	Number	$000's	Number	$000's	Number	$000's	Number	$000's	Number	$000
Total	217	37521	149	28240	5	756	21	2679	38	5516	4	33

MSA/MD: 25260 - Hanford-Corcoran, CA (Hispanic) - Conventional Loan

Government-Backed Loans

According to the FFIEC data, approximately 941 households (for a total of $207,692,000) applied for government-backed loans (FHA, VA, FSA or RHS loans) in the Metropolitan Statistical Area of (MSA) of Hanford-Corcoran, CA. Among all applications received in 2017, the number of loans originated was 786, and the number of percentage of applications denied was approximately 6 percent.[5]

When broken down by race and ethnicity, participation in the market varied. Whites once again had the highest participation levels, similar to conventional loans, submitting 841 government-backed loan applications, amounting to $186,540,000. Native Hawaiian or Other Pacific Islander were the lowest participants in government-backed loans with only 10 applications submitted in 2017, for a total amounting to $2,466,000.

RACE, ETHNICITY, GENDER, AND INCOME	Applications Received		Loans Originated		Apps. Approved But Not Accepted		Applications Denied		Applications Withdrawn		Files Closed for Incompleteness
	Number	$000's	Number	$000's	Number	$000's	Number	$000's	Number	$000's	Number
race											
American Indian/Alaska Native											
Total	12	2426	8	1756	1	269	2	247	1	154	0
Asian											
Total	25	5927	23	5433	1	244	1	250	0	0	0
Black or African American											
Total	43	10333	32	7649	1	274	3	812	7	1598	0
Native Hawaiian or Other Pacific Islander											
Total	10	2466	10	2466	0	0	0	0	0	0	0
White											
Total	851	186540	713	157501	12	2843	39	6959	79	17196	8
	941	**207692**	**786**	**174805**	**15**	**3630**	**45**	**8268**	**87**	**18948**	**8**

MSA/MD: 25260 - Hanford-Corcoran, CA- Government Back

RACE, ETHNICITY, GENDER, AND INCOME	Applications Received		Loans Originated		Apps. Approved But Not Accepted		Applications Denied		Applications Withdrawn		Files Closed for Incompleteness
Hispanic or Latino	Number	$000's	Number	$000's	Number	$000's	Number	$000's	Number	$000's	Number
Total	**410**	**81211**	**335**	**66875**	**7**	**1631**	**25**	**4185**	**43**	**8520**	**0**

MSA/MD: 25260 - Hanford-Corcoran, CA (Hispanic) Government Back

The denial rate for a government backed mortgages in 2017 for the MSA was approximately 6 percent. Asians had the highest denial rate at 17 percent, while Native Hawaiian or Other Pacific Islander had the lowest rate of 0

[5] Federal Financial Institutions Examination Council (FFIEC). Note that these percentages are based on the number of applications received, and not based on the number of thousands of dollars for loan applications.

percent. With all racial/ ethnic groups' denial rates being within 4 percent of each other, as well as the MSA area as a whole, there was no significant variance in rate of denial.

An analysis of differences in loan approval rates by race/ethnicity and income separately does not always reveal important differences among groups. For this reason, an analysis of lending patterns for race/ethnicity and income together helps reveal differences among applicants of different races/ethnicities of the same income levels. Although this analysis provides a more in-depth look at lending patterns, it still cannot provide a reason for any discrepancy. Aside from income, many other factors can contribute to the availability of financing, including credit history, the availability and amount of a down payment and knowledge of the home-buying process, among others. The FFIEC data does not provide insight into these and many other factors. However, the City should continue to monitor the approval rates among ethnic groups and continue to take appropriate actions to remove barriers to financing, including credit counseling, down-payment assistance and homebuyer education programs.

Conventional versus Government-Backed Home Loans

During the housing boom experienced in the early 2000s, low-income households had a much better chance of getting a government-assisted loan than a conventional loan. The lending market offered subprime loan options such as zero percent down, interest-only and adjustable loans. As a result, government-backed loans became a less attractive option for many households. With the recent difficulties in the subprime housing market, however, this option is no longer available, and many households are facing foreclosure. In response, the federal government in September 2007 created a government-insured foreclosure avoidance initiative, FHA Secure, to assist tens of thousands of borrowers nationwide in refinancing their subprime home loans.

According to the 2016 FFIEC data, 42 percent of all home-loan applications within Hanford were for government-backed loans, while 58 percent were for conventional. In 2012, mortgage buyers participated in the conventional loan market at a much higher rate than today. According to 2012 FFIEC data, 85.2 percent of all loan applications were conventional and only 14.8 percent were government-backed. This can be explained by government-sponsored enterprises (GSEs), such as Fannie Mae and Freddie Mac, and the FHA having to curtail their participation on the homeownership market. When Fannie and Freddie were finally taken over by the government in 2008, more than 10 million subprime and other weak loans were either on their books or were in mortgage-backed securities they had guaranteed. An additional 4.5 million

Attachment: 5.1.19.WITH CORRECTIONS. AI _2019_Draft Hanford (Approve the CDBG Five-Year Consolidated Plan 2019-2023)

were guaranteed by the FHA and sold through Ginnie Mae before 2008, and another 2.5 million loans were made under the rubric of the Community Reinvestment Act (CRA), which required insured banks to provide mortgage credit to home buyers who were at or below 80% of median income. Thus, almost two-thirds of all the bad mortgages during the housing crisis, many of which were defaulting at unprecedented rates, were bought by government agencies or required by government regulations. In September 2008, the U.S. Treasury placed Fannie Mae and Freddie Mac into conservatorship. It was one of the financial events among many during the subprime-mortgage crisis.

Subprime Lending

According to the Federal Reserve, *prime* mortgages are offered to persons with excellent credit and employment history and income adequate to support the loan amount. *Subprime* loans are loans to borrowers who have less-than-perfect credit history, poor employment history or other factors, such as limited income. By providing loans to those who do not meet the credit standards for borrowers in the prime market, subprime lending can and does serve a critical role in increasing levels of homeownership. Households that are interested in buying a home but have blemishes in their credit record, insufficient credit history or nontraditional credit sources might otherwise be unable to purchase a home. The subprime loan market offers these borrowers opportunities to obtain loans that they would be unable to realize in the prime loan market.

Subprime lenders generally have higher interest rates than those in the prime market and often lack the regulatory oversight required for prime lenders, because they are not owned by regulated financial institutions. In the past decade; however, many large and well-known banks became involved in the subprime market, either through acquisitions of other firms or by initiating loans that were subprime directly.

Most subprime loans provide families with payments for the first couple of years at a low teaser rate. After that, the loans reset every six months or year to a higher, fully indexed rate, which can cost borrowers hundreds of extra dollars each month.[6] This extra expense has increased the housing-cost burden of many families and ultimately resulted in foreclosed homes for many.

Although subprime lending cannot, in and of itself, be equated with predatory lending, studies have shown a high incidence of predatory lending in the

[6] Christie, L. (2007, March 22). Subprime risk: Most vulnerable markets: 2.2 million homeowners are endangered by the subprime crisis. Which markets may be hardest hit? CNN Money.

Attachment: 5.1.19.WITH CORRECTIONS. AI _2019_Draft Hanford (Approve the CDBG Five-Year Consolidated Plan 2019-2023)

subprime market.[7] Unlike in the prime-lending market, overly high approval rates in the subprime market are a potential cause for concern when the target clients are considered high risk. Many large banks have also been involved in the subprime market but are not identified as subprime lenders exclusively. The FFIEC data does not provide information on which loans were subprime loans. As such, analysis on this topic is difficult. However, the high approval rate of any lending institution in Hanford could indicate a concern related to an overly aggressive lending practice.

Predatory Lending

With an active housing market, potential predatory lending practices by financial institutions could arise. Predatory lending involves abusive loan practices, usually targeting minority homeowners or those with less-than-perfect credit histories. The predatory practices typically include high fees, hidden costs, unnecessary insurance and larger repayments due in later years. One of the most common predatory lending practices is placing borrowers into higher interest rate loans than called for by their credit status. Although the borrowers may be eligible for a loan in the prime market, they are directed into more expensive and higher fee loans in the subprime market. In other cases, fraudulent appraisal data is used to mislead homebuyers into purchasing overvalued homes, or fraudulent or misrepresented financial data is used to encourage homebuyers into assuming a larger loan than can be afforded. Both cases almost inevitably result in foreclosure.

In recent years, predatory lending has also penetrated the home-improvement financing market. Seniors and ethnic-minority homeowners are the usual targets. In general, home improvement financing is more difficult to obtain than home-purchase financing. Many homeowners have a debt-to-income ratio that is too high to qualify for home improvement loans in the prime market and become targets of predatory lending in the subprime market. Seniors are often swindled into installing unnecessary devices or making unnecessary improvements that are bundled with unreasonable financing terms.

Predatory lending is a growing fair-housing issue. Predatory, as well as discriminatory, lending is addressed under the Fair Housing Act of 1968, which requires equal treatment in the terms and conditions of housing opportunities and credit regardless of race, religion, color, national origin, family status or disability. This applies to loan originators as well as the secondary market. The Equal Credit Opportunity Act of 1972 requires equal treatment in loan terms and availability of credit for all of the above categories, as well as age, sex and

[7]California Reinvestment Committee. (2001, November). *Stolen Wealth: Inequities in California's Subprime Mortgage Market.*

Attachment: 5.1.19.WITH CORRECTIONS. AI _2019_Draft Hanford (Approve the CDBG Five-Year Consolidated Plan 2019-2023)

marital status. Lenders that engage in predatory lending would violate these acts if they were to target ethnic minority or elderly households to buy higher-priced and unequal loan products, treat loans for protected classes differently than those of comparably creditworthy white applicants, or have policies or practices that have a disproportionate effect on the protected classes.

Data available to investigate the presence of predatory lending are extremely limited. At present, the FFIEC data are the most comprehensive available for evaluating lending practices. However, as discussed before, the FFIEC data lack the financial details of the loan terms to conclude any kind of predatory lending. Efforts at the national level are pushing for increased reporting requirements in order to curb predatory lending.

Predatory lending and unsound investment practices, which were central to the home foreclosure crisis, have resulted in a credit crunch that has spread well beyond the housing market and is now affecting the cost of credit for local government borrowing, as well as local property tax revenues. The governor of California in June 2009 signed into law Assembly Bill 260, reforming mortgage lending and specifically banning predatory lending practices.

Attachment: 5.1.19.WITH CORRECTIONS. AI _2019_Draft Hanford (Approve the CDBG Five-Year Consolidated Plan 2019-2023)

Section 4
PUBLIC POLICIES AND PRACTICES

Public policies established at the state, regional and local levels can affect housing development and therefore could have an impact on the range of housing choices available to residents. This section discusses the various public policies that might influence fair housing choice in the City of Hanford.

City Policies and Programs Affecting Housing Development

The Hanford General Plan Housing Element, Zoning Code, Consolidated Plan, Land Use Element, Action Plan, and other documents have been reviewed to evaluate the following potential impediments to fair-housing choice and affordable-housing development, such as local zoning, building, occupancy, health and safety codes, and public policies and building approvals that add to the cost of housing development fees

Zoning, Building, Occupancy, and Health and Safety Codes

General Plan and Zoning Ordinance

Higher-density housing reduces land costs on a per-unit basis and thus facilitates the development of affordable housing. Restrictive zoning that requires unusually large lots and building size can substantially increase housing costs and impede housing production. Although housing affordability alone is not a fair-housing issue, many low- and moderate-income households are disproportionately concentrated in groups protected under the fair-housing laws, such as persons with disabilities and persons of color. When the availability of affordable housing is limited, indirectly affecting the housing choices available to groups protected by fair-housing laws, fair-housing concerns may arise.

The City of Hanford Zoning Ordinance provides for a range of residential development opportunities that are implemented through the City's existing residential zones, as shown in the Map below. Housing supply and costs are affected by the amount of land designated for residential use and the density at which development is permitted.

Attachment: 5.1.19.WITH CORRECTIONS. AI _2019_Draft Hanford (Approve the CDBG Five-Year Consolidated Plan 2019-2023)

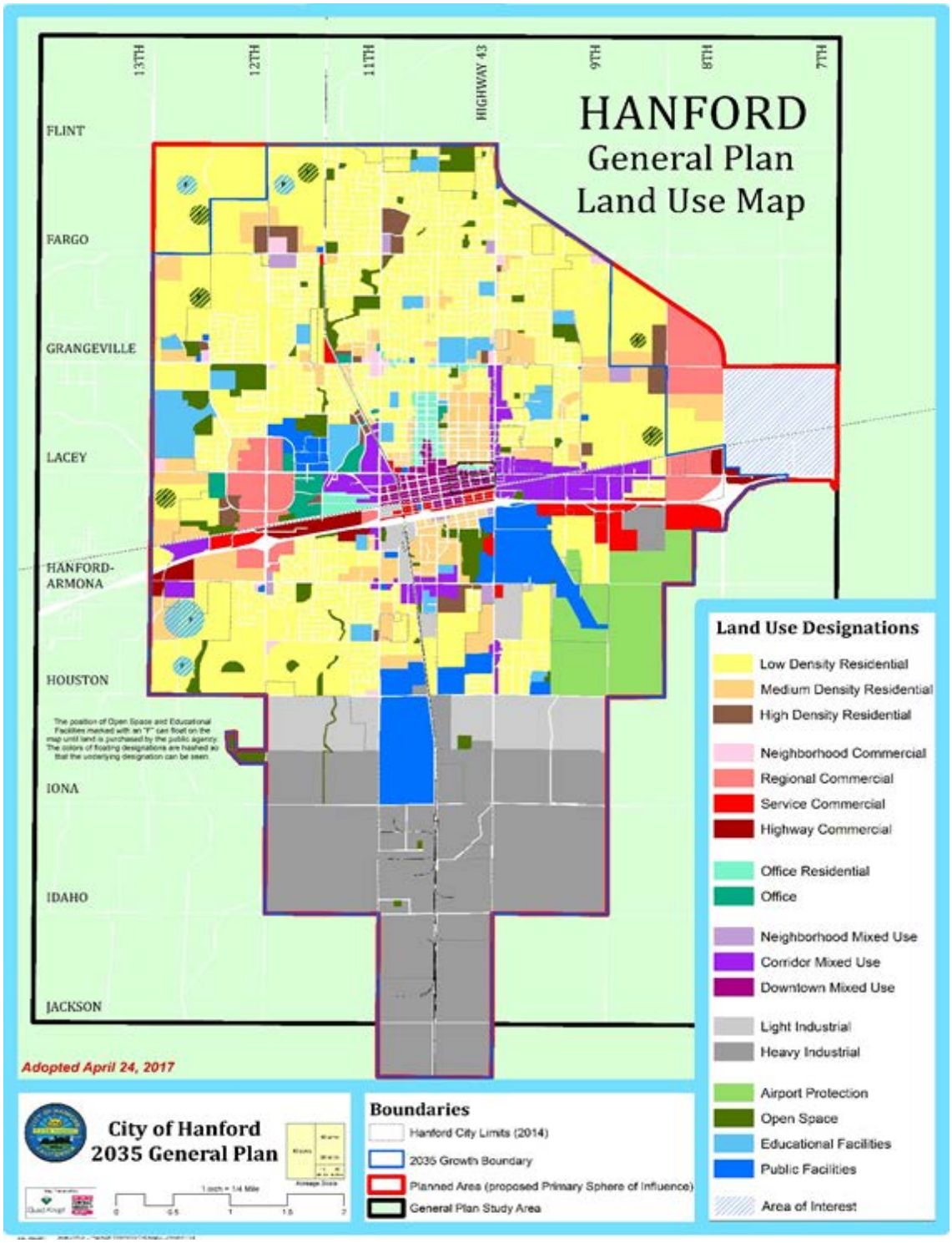

General Plan Land Use Map

Attachment: 5.1.19.WITH CORRECTIONS. AI _2019_Draft Hanford (Approve the CDBG Five-Year Consolidated Plan 2019-2023)

Residential Land Use

The residential land use districts vary primarily through development densities and the street improvements required in each district. The higher residential densities occur within the City's center core and along arterial roadways. Residential land use designations are organized into the following categories: Low Density Residential, Medium Density Residential, and High Density Residential. The placement of these designations on the Land Use Map establishes distinct residential land use categories that identify where certain density categories may occur. While the General Plan outlines overall development parameters, the Zoning Ordinance implements these designations through regulations for specific districts and allowed uses.

Residential Land Use Designations Goals

Goal L8: A range of residential building types suitable for a variety of lifestyles, ages, affordability levels, and design options.

Goal L9: Distinctive neighborhoods that preserve and enhance the quality of life for residents.

Policy L18 Compatibility with Surrounding Neighborhoods

Ensure that new development is compatible with existing and surrounding neighborhoods.

Policy L19 Minimum and Maximum Residential Densities

Establish minimum and maximum density ranges for each residential zone in the Zoning Ordinance that are consistent with the planned densities of each residential land use designation.

Policy L20 Infill Development

Encourage, support, and incentivize infill development in existing neighborhoods.

Policy L21 Planned Unit Developments and Density Bonuses

Adopt planned unit development and density bonus ordinances to provide and allow density increases in accordance with State Law.

Policy L22 Special Housing Types

Manufactured housing, modular housing developments, and second dwelling units shall be allowed subject to design regulations and existing ordinances, and in accordance with State Law.

Policy L23 Increased Density through Design

Attachment: 5.1.19.WITH CORRECTIONS. AI _2019_Draft Hanford (Approve the CDBG Five-Year Consolidated Plan 2019-2023)

Consider revisions to design policies and ordinances to allow for an increase in residential density, such as encouraging homes to abide by smaller setbacks and narrower streets widths, where appropriate.

Policy L24 Availability of Infrastructure
Ensure that new residential developments have sufficient urban infrastructure and public facilities to accommodate the number and type of development being proposed.

Policy L25 Maintenance Districts
Require new residential subdivisions to form maintenance districts to maintain shared public improvements, such as landscaping, lighting, walls, streets, and other improvements as determined by the City Council.

Policy L26 Residential Parking
Residential developments shall provide adequate on-site parking for the specific use.

Policy L27 Mix of Densities in Neighborhoods
Encourage mixing of residential densities and lot sizes within neighborhoods.

Policy L28 Street Trees and Landscaping
Encourage all new residential developments to include shade trees along the street and install landscaping and irrigation systems that meet State requirements for low water use.

Policy L29 Agriculture
Recognize the right of agriculture to exist and continue to operate in proximity to the new residential development on the fringes of the city. Deed restrictions may be required which inform future residents of the right of agriculture to continue within the limits of the law without interference or protest from nearby property owners.
Policy L30 Home Additions
Require home additions to be compatible with the mass, scale, and character of the existing home and neighborhood by using compatible building forms, materials, and features.

<u>Low-Density Residential</u>

The expected density range for Low Density Residential is 2 to 10 units per gross acre with an expected average of 4 units per gross acre.

Policy L31 Purpose of the Low Density Residential Land Use Designation

Attachment: 5.1.19.WITH CORRECTIONS. AI _2019_Draft Hanford (Approve the CDBG Five-Year Consolidated Plan 2019-2023)

Establish the Low Density Residential land use designation to provide mainly single-family development on lot sizes typically found in urban settings.

Policy L32 Typical Uses in the Low Density Residential Land Use Designation
Define the uses allowed in the Low Density Residential land use designation to include residential uses in a variety of single-family lot types. Duplexes, second dwelling units, and home occupations can also be allowed when made compatible with the residential nature of the neighborhood.

Policy L33 Size of Lots in the Low Density Residential Land Use Designation
While it is recognized that existing lot sizes of 10,000 to 40,000 square feet are included in this designation, new individual lot sizes shall range from 5,000 to 10,000 square feet in size. Under Planned Unit Development provisions, smaller lot sizes at higher densities may be permitted when clustered around shared open space amenities or through density bonus policies.

Medium Density Residential

The expected density range for Medium Density Residential is 7 to 20 units per gross acre with an expected typical density of 9 units per gross acre. 20 units per gross acre may be achieved with density bonuses and conditional use permits.

Policy L34 Purpose of the Medium Density Residential Land Use Designation
Establish the Medium Density Residential land use designation to include residential uses such as duplexes, triplexes, fourplexes, townhomes, and lower density apartment complexes, as well as non-traditional, smaller single-family lots with designs such as zero lot lines, patio homes, and townhomes with lot sizes ranging from 4,500 to 7,500 square feet for single family developments. It is intended that development be conveniently serviced by neighborhood commercial and recreational facilities and have access to major collector or arterial streets.

Policy L35 Typical Uses in the Medium Density Residential Land Use Designation
Define the uses allowed in the Medium Density Residential land use designation to include residential uses such as duplexes, triplexes, fourplexes, townhomes, and lower-density apartment complexes, as well as non-traditional, smaller single-family lots. It is intended that development be conveniently serviced by neighborhood commercial and recreational facilities and have access to major collector or arterial streets.

Policy L36 Design of the Medium Residential Land Use Designation
Develop and enforce design policies and/or ordinances for Medium Density Residential developments that ensure high quality construction, design, open

Attachment: 5.1.19.WITH CORRECTIONS. AI _2019_Draft Hanford (Approve the CDBG Five-Year Consolidated Plan 2019-2023)

space amenities, safety and security, and overall compatibility with the rest of the neighborhood.

Policy L37 Location and Size of the Medium Density Residential Land Use Designation
Locate the Medium Density Residential land use designation in and around the residential portions of Hanford's original townsite and in existing and new neighborhoods where there is direct access to major streets. The minimum area designated in a single location shall be shall be three (3) acres.

High Density Residential

The expected density range for High Density Residential is 14 to 29 units per gross acre with an expected typical density of 16 units per gross acre.

Policy L38 Purpose of the High Density Residential Land Use Designation
Establish the High Density Residential land use designation primarily for multi-family apartment and condominium development in proximity to arterial streets, commercial and recreational facilities, and employment centers.

Policy L39 Typical Uses in the High Density Residential Land Use Designation
Define the uses allowed in the High Density Residential land use designation to include multi-family residential dwellings in apartment-building complexes

Policy L40 Design of the High Density Residential Land Use Designation
Develop and enforce design policies and/or ordinances for High Density Residential developments that ensure high quality construction, design, open space amenities, safety and security, overall compatibility with the rest of the neighborhood.

Policy L41 Location and Size of the High Density Residential Land Use Designation
Locate High Density Residential land use designations in close proximity to arterial streets, commercial centers, recreational facilities, and employment centers.

Variety of Housing Opportunity

Zoning Regulations
Zoning regulations serve to implement the City's General Plan and are designed to protect and promote the health, safety, and general welfare of residents. Housing Element law requires that jurisdictions facilitate and encourage a

Attachment: 5.1.19.WITH CORRECTIONS. AI _2019_Draft Hanford (Approve the CDBG Five-Year Consolidated Plan 2019-2023)

range in types and prices of housing for all economic and social groups in the community. This includes single-family and multi-family housing, manufactured housing, residential care facilities, emergency shelters, transitional housing, and other housing.

A summary of the residential development permitted by Hanford is provided below:

Permitted Residential Development by Zoning District - City of Hanford

Housing Type	R-1 20	R-1 6, 8, 12	RM	OR	CC	DC	MC
Single-Family Detached	P	P	P	P			P
Single-Family Attached	-	-	P	P	-	-	P
Multi-Family	-	-	P	P	C[1]	P[1]	P
Mobilehome Parks	-	-	C	-	-	-	-
Second Units	P	P	P	P	-	-	-
Farmworker Housing[3]	P[4]	P[4]	P[4]	P[4]	-	P[4]	P[4]
Emergency Shelters	-	-	-	P	-	-	-
Transitional and Supportive Housing	2	2	2	2	2	2	2
Residential Care Facility (6 or less)	P	P	P	P	-	-	-
Residential Care Facility (7 or more)	C	C	C	C	-	-	-
Senior Housing/Assisted Living	-	-	C	C	-	-	-
Single Room Occupancy	-	-	C[5]	P[5]	-	-	-

Notes:
P=permitted use C=conditional use
1. Dwellings over a permitted use.
2. Permitted subject only to the same standards and procedures as for other residential dwellings of the same type in the same zone
3. Employee housing with up to 12 units or 36 beds permitted as an agricultural use.
4. Employee housing for up to 6 persons is considered a family use.
5. Listed as "Boarding and Rooming Houses" Source: City of Hanford Zoning Ordinance, 2015

Hanford allows for the development of manufactured housing and mobile homes, providing a valuable source of affordable housing for seniors, families, and farmworkers. In accordance with state law, all jurisdictions allow second units as a permitted use in all single-family zones. Low-income housing can be accommodated in all districts permitting residential use in Hanford, including mixed-use districts.

Special-Needs Housing

To further fair housing opportunities, Hanford provides for a range of housing opportunities for persons with special needs, including those in residential care facilities, persons with disabilities, the elderly, farmworkers, persons needing emergency shelter or transitional living arrangements, and single-room-occupancy units. Many of these groups also fall under the category of extremely-low-income households. The table below show the zoning

Attachment: 5.1.19.WITH CORRECTIONS. AI _2019_Draft Hanford (Approve the CDBG Five-Year Consolidated Plan 2019-2023)

requirements with respect to permitted and conditionally permitted special needs housing types.

Extremely-Low-Income Households

Many of the persons and households discussed in this section under the topic of special needs fall within the e*xtremely-low-income* category, which is defined as 30% or less of area median income.

A variety of policies and programs address the needs of extremely-low-income households, including persons with disabilities and those in need of residential care facilities. Such programs include housing rehabilitation, preservation of existing affordable units, Section 8 vouchers, provision of adequate sites for new multi-family housing, administrative, regulatory and financial assistance to affordable projects, zoning to encourage and facilitate farmworker housing, emergency shelters, transitional and supportive housing, single room occupancy (SROs) and second units. However, it must be recognized that the development of new housing for the lowest income groups typically requires large public subsidies, and the level of need is greater than can be met due to funding limitations, especially after the dissolution of redevelopment agencies.

Residential-Care Facilities

Refers to any family home, group home, or rehabilitation facility that provides non-medical care to persons in need of personal services, protection, supervision, assistance, guidance, or training essential for daily living. *Health and Safety Code* §§1267.8, 1566.3, and 1568.08 require local governments to treat licensed group homes and residential-care facilities with six or fewer residents no differently than other single-family residential uses. “Six or fewer persons” does not include the operator, the operator’s family, or persons employed as staff. Local agencies must allow these licensed residential-care facilities in any area zoned for residential use, and may not require licensed residential-care facilities for six or fewer clients to obtain conditional use permits or variances that are not required of other single-family dwellings.

The development standards for licensed residential-care facilities for six or fewer persons are no different than for other residential uses in the same zone. A conditional use permit is required for larger residential-care facilities for more than six persons. A deviation in site planning requirements and reduction in parking may be granted through the conditional use process. A discussion of each jurisdiction’s regulations for residential care facilities is provided below:

Facilities that serve six or fewer persons are a permitted use in all residential zones and the OR zone. Larger state- or county-licensed care facilities that provide housing on a temporary basis and that do not require personal

Attachment: 5.1.19.WITH CORRECTIONS. AI _2019_Draft Hanford (Approve the CDBG Five-Year Consolidated Plan 2019-2023)

supervision or rehabilitation services are conditionally permitted in all residential zones and the OR zone. These regulations are consistent with state law and do not pose a significant constraint on the establishment of residential-care facilities.

Housing for Persons with Disabilities

Both the federal Fair Housing Act and the California Fair Employment and Housing Act impose an affirmative duty on local governments to make reasonable accommodations (i.e., modifications or exceptions) in their zoning laws and other land-use regulations when such accommodations may be necessary to afford disabled persons an equal opportunity to use and enjoy a dwelling. Additionally, §65008 of the *Government Code* requires localities to analyze potential and actual constraints, and include programs to accommodate housing for disabled persons.

Building codes adopted by Hanford incorporate accessibility standards contained in Title 24 of the California *Code of Regulations*. Compliance with building codes and the Americans with Disabilities Act (ADA) may increase the cost of housing production and can also impact the viability of rehabilitation of older properties required to be brought up to current code standards. However, these regulations provide minimum standards that must be complied with in order to ensure the development of safe and accessible housing.

Many homes in Kings County jurisdictions were built before modern accessibility standards, an important housing issue facing people with disabilities is retrofitting existing homes to improve access. All jurisdictions administratively permit unenclosed ramps to protrude into required setbacks without a variance. Each jurisdiction allows a property owner to build a ramp to allow people with disabilities access into a single-family home, upon securing local building permits and payment of permit and inspection fees. Each jurisdiction also administers a Housing Rehabilitation Program that provides federally funded loans to eligible homeowners or rental-property owners to make accessibility improvements.

Key planning requirements for Hanford related to housing persons with disabilities are described below:

- Definition of *family* – The Hanford Zoning Code defines family as: "*A single residential unit or person or group of persons living together as a domestic unit in a single residential unit*". Program 3.12 includes a commitment to review this definition and initiate a Code amendment if necessary to ensure conformance with current housing law.

Attachment: 5.1.19.WITH CORRECTIONS. AI _2019_Draft Hanford (Approve the CDBG Five-Year Consolidated Plan 2019-2023)

- Separation requirements – The City's Zoning Code does not impose any separation requirements between group homes or residential care facilities.
- Site planning requirements – The site planning requirements for residential-care facilities are no different than for other residential uses in the same zone. Required parking is 1 space per four beds plus 1 space per staff person during the day shift.
- Reasonable accommodation – The City's Zoning Code (Chapter 17.72) includes administrative procedures for reviewing and approving requests for modifications to building or zoning requirements in order to ensure reasonable accommodation for persons with disabilities. Requests for reasonable accommodation are reviewed and approved administratively by the Community Development Director within 30 days of receiving an application. There is no fee associated with a reasonable accommodation application.

Farmworker Housing

Housing for agricultural employees occurs in two types of settings: housing accommodations located on farmland that is exclusively for farmworkers or traditional housing that is intended for lower-income households but is not restricted to farmworkers.

It is estimated that approximately 8,300 farm laborers in Kings County are permanent, non-migrant and seasonal laborers. The housing needs of these farmworkers are primarily addressed through the provision of permanent affordable housing, such as apartments, lower-cost single-family homes, and mobile homes. The remaining farm laborers are migrant farmworkers who are not permanent residents of Hanford.

The California Employee Housing Act regulates farmworker housing and generally requires that no conditional use permit, zoning variance, or other zoning clearance shall be required of state-permitted employee housing that serves six or fewer employees that is not required of a family dwelling of the same type in the same zone (*Health and Safety Code* §17021.5). In addition, state-permitted employee housing facilities with no more than 36 beds in group quarters or 12 units must be treated as an agricultural land use that is not required to obtain any conditional use permit or other approval that is not required of other agricultural uses in the same zone (*Health and Safety Code* §17021.6). Hanford – Farmworker housing is permitted in conformance with Employee Housing Act requirements. As the most urbanized city in Kings County, Hanford has only a very small amount of agricultural land.

Attachment: 5.1.19.WITH CORRECTIONS. AI _2019_Draft Hanford (Approve the CDBG Five-Year Consolidated Plan 2019-2023)

Emergency Shelters, Transitional and Supportive Housing

An *emergency shelter* is a year-round facility that provides shelter to homeless families and/or individuals on a limited short-term basis. *Transitional housing* is temporary (often six months to two years) housing for a homeless individual or family who is transitioning to permanent housing. *Supportive housing* includes supportive services (e.g., job training, rehabilitation counseling) to allow individuals to gain necessary life skills in support of independent living.

The passage of SB2 in 2007 amended the requirements for local government regulations regarding emergency shelters and transitional/supportive housing. Unless a city has sufficient existing shelter facilities to accommodate its need, land use regulations must identify at least one zoning district where shelters are a permitted use (i.e., do not require a conditional use permit or other discretionary review). Additionally SB2 requires that transitional and supportive housing be treated as a residential use subject to only those requirements that apply to other residential dwellings of the same type in the same zone.

Hanford – Emergency shelters are permitted by-right without discretionary review in the OR (Office Residential) zone subject to the following standards.

- Maximum 25 beds
- A management and security plan prepared in consultation with the City Manager
- Off-street parking provided at a ratio of one space per five beds plus one space for each staff person on duty
- Minimum separation of 300 feet between emergency shelters

The OR zone encompasses approximately 166 acres, is located near transit and commercial services, and provides adequate vacant or underutilized sites to accommodate the City's need for additional shelter facilities. In order to ensure that parking standards do not unduly constrain development of new shelters, Program 3.11 in the Housing Element includes a commitment to review current standards and process a Code amendment as part of the General Plan and Zoning Code update process.

Transitional and supportive housing are treated as residential uses, subject only to those requirements that apply to other residential dwellings of the same type in the same zone, in conformance with state law.

Density Bonuses

A density bonus can be an important tool to encourage a diversity of housing types and prices, particularly affordable housing for families and seniors. California Government Code §65915 requires that cities grant density bonuses of 20 percent to 35 percent, depending on the amount and type of affordable

Attachment: 5.1.19.WITH CORRECTIONS. AI _2019_Draft Hanford (Approve the CDBG Five-Year Consolidated Plan 2019-2023)

housing provided. The density bonus regulations allow for exceptions to applicable zoning and other development standards to further encourage the development of affordable housing. (If any of Hanford's density bonus provisions conflict with the state law, the state law takes precedence.)

Developers may seek a modification of development standards that might otherwise preclude the construction of a housing development meeting the density-bonus criteria. The developer must show that the modification is necessary to make the housing units economically feasible.

The state density-bonus regulations also include incentives and concessions. A developer can receive at least one incentive or concession, based on the proportion of affordable units for target groups. Incentives or concessions might include, but are not limited to, a reduction in setback and square footage requirements or a reduction in the ratio of vehicular parking spaces that would otherwise be required, which results in identifiable, financially sufficient and actual cost reductions. Hanford's Sec. 17.39.040 of the Municipal Code establishes density bonus incentives and procedures in conformance with state law.

Parking Requirements

Although parking requirements do not constrain the development of housing directly, they may reduce the amount of available land that can be used for residential development or restrict the density of development on a given parcel of land. A summary of the requirements for residential districts is provided in the table below

Residential Parking Standards

Unit Type	Hanford
Single-family detached	2 (1 in garage or carport)
Multi-family	Studio: 1.5 1 Bedroom: 1.5 2 Bedroom: 2 3 Bedroom: 2 (1 covered)
Second units	1
SRO units	1 covered
Boarding houses	1 covered

Source: Zoning Ordinances for Hanford, 2015

Attachment: 5.1.19.WITH CORRECTIONS. AI _2019_Draft Hanford (Approve the CDBG Five-Year Consolidated Plan 2019-2023)

Policies, Strategies, and Programs for Affordable Housing Preservation

According to California state law, the housing element of any community's general plan is required to be reviewed by the state's Housing and Community Development (HCD) to assure compliance with housing laws. An important criterion of HCD approval of any housing element includes a determination that the local jurisdiction's policies do not unduly constrain the maintenance, improvement and development of a variety of housing choices for all income levels.

The City will continue to work with interested agencies and community organizations to preserve at-risk units by monitoring their status, providing technical and/or financial assistance in return for extended affordability controls, and ensuring proper tenant notification prior to project conversion. Hanford has approximately 766 units of affordable housing for low- and moderate-income households created through City, state, and federal programs. Although none of the projects is considered to be at risk of converting to market-rate housing during the next 10 years, the City will continue to monitor the status of these projects.

The City's objective is to Continue to monitor the status of publicly-assisted affordable units. The City will contact the property owners to determine their intentions, contact qualified nonprofits regarding potential opt-out projects, ensure that property owners comply with noticing requirements, support the acquisition of at-risk properties by nonprofits, and pursue grants to support the preservation of affordable at-risk housing.

If it is not possible to maintain permanent preservation, then the City of Hanford plans to minimize the displacement of current tenants by creating anti-displacement policy or by relocation mitigations with the owner. In new developments the City would ideally arrange transactions where there would be no displacement upon cease of housing development control.

Monitoring At-Risk Affordable Rental Housing Units

Covenants and deed restrictions are used to maintain the affordability of publicly assisted housing as affordable to low- and moderate-income households. Over time, however, these covenants and use restrictions expire and must be renewed or renegotiated to ensure continued affordability of housing. The Table below shows the assisted rental projects in Hanford for which affordability controls are currently in place. All of these projects have

Attachment: 5.1.19.WITH CORRECTIONS. AI _2019_Draft Hanford (Approve the CDBG Five-Year Consolidated Plan 2019-2023)

affordability covenants that extend at least 10 years and, therefore, none is considered to be at risk of conversion to market rate.

Hanford					
Amberwood I	1996	48	42	USDA Rural Dev, Sec. 515 (Family)	2030
Amberwood II	1981	40	39	USDA RD and HUD, Sec 515 (Family)	2031
Cameron Commons	1982	32	32	RHCP	perpetuity
Casa Del Sol Apartments	1997	80	79	TCAC (Large Family)	2052
Cedarbrook	1999	70	70	TCAC (Large Family)	2030
Hanford Senior Villas	1982	48	47	TCAC (Senior)	2032
Heritage Park at Hanford	1997	81	80	TCAC (Senior)	2047
Kings View Apartments Inc	N/A	N/A	10	N/A	N/A
Kings View Hanford	N/A	10	10	HUD	2031
Lincoln Plaza	2006	40	39	TCAC (Large Family)	2061
Sunnyside Village	1969	150	150	HUD	perpetuity
Tierra Vista Apartments	2010	48	48	TCAC/HOME	2065
View Road Apartments	1983	121	120	USDA Rural Development (Elderly)	2031
Totals - Hanford		**768**	**766**		

Source:2016 Housing Element (Assisted Housing Units)

Moratoriums/Growth Management

Hanford does not have any building moratoriums or growth management plans that limit housing construction.

Development Fees/Assessments

Housing construction imposes short- and long-term infrastructure costs on communities. Short-term costs include staffing for planning services and inspections. In addition, new residential developments can result in significant long-term costs to maintain and improve infrastructure, public facilities, parks, and streets. In response to the taxing constraints imposed by Proposition 13, many California cities have relied increasingly on planning and development fees to fund services needed by new housing.

Hanford collects planning and building fees for new development, as well as impact fees to assist in the construction of new schools as necessary. In addition, Hanford collects impact fees to help fund infrastructure improvements. The impact fees include public safety (police and fire), water system supply and distribution, wastewater collection/treatment, streets/thoroughfares, parks and recreation, and various others. Development within special districts (either a community-service district or public-utility district) requires connection fees to be paid to the respective special district where services were provided.

The table below presents the development processing and impact fees charged in each jurisdiction. According to a 2001 statewide fee study, Hanford's fees were lower than half of all jurisdictions in the state. Given the current realities of local government fiscal conditions, this is considered very modest and is not an unreasonable constraint to housing.

Attachment: 5.1.19.WITH CORRECTIONS. AI _2019_Draft Hanford (Approve the CDBG Five-Year Consolidated Plan 2019-2023)

	Single Family	Multi-Family
Processing Fees		
Building Plan Check & Permit	$2,588	$2,043
Site Plan Review/CUP	NA	$145
Tent. & Final Subdivision Maps	$600	NA
CEQA Review[3]	$306	$153
Total Planning/Building Fees	$3,494	$2,341
Impact Fees		
Water	$1,843	$1,419
Wastewater	$2,272	$2,074
Roads	$2,476	--
Parks	$2,787	$2,452
Drainage	--	--
Fire	$158	$139
Library (County)	$323	$256
Criminal justice (County)	$1,207	$957
Sheriff (County)	--	--
Police (City)	$302	$266
Animal control (County)	$4	$3
PFF compliance (County)	$69	$55
Refuse	$310	--
General govt. (City)	--	--
Schools[5]	$6,048	$3,360
Total Impact Fees[6]	$17,800	$10,981
Total Processing & Impact Fees	**$21,294**	**$13,323**
Approx. % of Total Housing Cost[7]	**11%**	**11%**

Source: Housing Element

Residential projects may sometimes require the extension of water, sewer, and roads. In these cases, the off-site improvements are more costly than traditional infill development. Hanford often requires the developer to pay for extending water and sewer infrastructure, but then allows the developer to recapture up to 50% of the costs, if infill projects developed within ten years are served by that infrastructure extension that was oversized.

Hanford abides by state law with respect to fees and exactions. The City charges a limited number of fees to ensure that services and infrastructure are in place to serve the planned developments. Although housing development fees and requirements add to the cost of housing, these fees and requirements are necessary to maintain the quality of life within a community.

Community Representation

An important strategy for expanding housing choices for all residents is to ensure that residents' concerns are heard. A jurisdiction must create avenues through which residents can voice concerns and participate in the decision-making process. The City values citizen input and has established a number of commissions and committees with representation from the community. The role of each of these bodies is discussed below.

Attachment: 5.1.19.WITH CORRECTIONS. AI _2019_Draft Hanford (Approve the CDBG Five-Year Consolidated Plan 2019-2023)

City Council
Members of the Hanford City Council are selected directly by the electorate to serve as the policymaking board of the City. The city council is comprised of five members, elected by district, who serve 4-year staggered terms. Each year the city council members select a mayor and vice-mayor among themselves.

Community Development Department
The City of Hanford Community Development Department is committed to providing quality service and to working with the citizens and businesses. The Community Development Department consists of planning, building, and housing divisions. This work includes the identification of planning-related problems and opportunities and the review of plans for projects requiring zoning changes and variances or subdivision approval. The City's Community Development Block Grant Consolidated Plan is managed through this department.

Planning Commission
The Hanford Planning Commission was established in 1945. The Commission consists of seven members appointed by the City Council. One member of the City Council, appointed by the mayor, and the Director of the Community Development Department (or designee) serve as nonvoting ex-officio members.

The Planning Commission has the principal duty of establishing and maintaining the General Plan of the community and advising on physical development, zoning, subdivision proposals, and special studies, so that community values are maintained and protected. Any proposed changes to the General Plan or Zoning Ordinance must be reviewed by the Commission and a recommendation made to the City Council. The Commission shall also perform any other functions which may be assigned by the City Council. City residency is required for Commissioners. Terms are 4 years. There is no compensation given to the Commissioners.

Unless appealed, the Commission has final authority on Conditional Use Permits, Planned Unit Developments, Variances, Tentative Parcel Maps and Tentative Tract (Subdivision) Maps. The Commission makes recommendations to the Council for Annexations, Pre-zoning and Rezoning projects, General Plan Amendments, and Zone Text (Municipal Code) Amendments.

Attachment: 5.1.19.WITH CORRECTIONS. AI _2019_Draft Hanford (Approve the CDBG Five-Year Consolidated Plan 2019-2023)

Section 5
FAIR HOUSING PRACTICES

This section provides an overview of the institutional structure of the housing industry with regard to fair housing practices. In addition, this section discusses the fair housing services available to residents, and the nature and extent of fair housing complaints received by the fair housing provider. Typically, fair housing services encompass the investigation and resolution of housing discrimination complaints, discrimination auditing/testing, and education and outreach, including the dissemination of fair housing information. Tenant/landlord counseling services are usually offered by fair housing service providers but are not considered fair housing services.

Fair Housing Practices in the Homeownership Market

On December 5, 1996, the U.S. Department of Housing and Urban Development (HUD) and the National Association of Realtors (NAR) entered into a Fair Housing Partnership. Article VII of the HUD/NAR Fair Housing Partnership Resolution provides that HUD and the NAR develop a Model of Affirmative Fair Housing Marketing Plan for use by members of the NAR to satisfy HUD's Affirmative Fair Housing Marketing regulations. Even so, there is still room for discrimination in the housing market.

The Homeownership Process

One of the main challenges in owning a home versus renting a home is the process. Buying a house takes considerably more time and effort than finding a home to rent. The major legal and financial implications surrounding the process also intimidate potential buyers. Typically, people are overwhelmed by the unique terminology, the number of steps required and the financial considerations involved. The process is costly and fair housing issues may surface at any time during this process.

Advertising

The first thing a potential buyer is likely to do when evaluating a home purchase is search advertisements either in magazines, in newspapers or via the Internet to get a feel for what the market offers. Language in advertising is sometimes an issue within the realm of real estate. Advertisements cannot include discriminatory references such as the use of words describing current or potential residents or the neighbors or the neighborhood in racial or ethnic terms. Some commonly used statements that are discriminatory include the following:

Attachment: 5.1.19.WITH CORRECTIONS. AI _2019_Draft Hanford (Approve the CDBG Five-Year Consolidated Plan 2019-2023)

- Adults preferred
- Perfect for empty nesters
- Conveniently located by a particular church
- Ideal for married couples without kids

Even the use of models in ads has been questioned, based on the idea that it appears to appeal to a certain race. In addition, selecting media or locations for advertising that deny information on listings to certain segments of the housing market could also be considered discriminatory. Even if an agent does not intend to discriminate in an ad, it would still be considered a violation to suggest to a reader whether a protected class is preferred. In cities where there is a sizable Hispanic population, the homeownership process offers opportunities for fair housing violations to arise due to the natural tendency to advertise in a specific language, such as Spanish. Although the advertisements might not violate fair housing laws, these advertisements could limit opportunities for other racial/ethnic groups to find housing. Recent litigation has set precedence for violations in advertisements that hold publishers, newspapers, the Multiple Listing Service, real estate agents and brokers accountable for discriminatory ads. As a reminder to choose words carefully, the Multiple Listing Service now prompts a fair housing message when a new listing is being added.

Lending

Initially, buyers must find a lender that will qualify them for a loan. This part of the process entails an application, a credit check, an analysis of ability to repay and the amount for which one is eligible, choosing the type and terms of the loan, etc. Applicants are requested to provide a lot of sensitive information including their gender, ethnicity, income level, age and familial status. Most of this information is used for reporting purposes required of lenders by the Community Reinvestment Act (CRA) and the Home Mortgage Disclosure Act (HMDA), however, there is no guarantee that individual loan officers or underwriters will not misuse the information. A report on mortgage-lending discrimination by the Urban Land Institute[8] outlines four basic stages in which discrimination can occur:

- Advertising and outreach
- Pre-application inquiries
- Loan approval/denial and terms/conditions
- Loan administration

[8]Turner, M.A., & Skidmore, F. (Eds.). (1999, June). *Mortgage Lending Discrimination: A Review of Existing Evidence.* Washington, DC: Urban Institute.

Attachment: 5.1.19.WITH CORRECTIONS. AI _2019_Draft Hanford (Approve the CDBG Five-Year Consolidated Plan 2019-2023)

A number of different individuals take part in the various stages of this process, and any of them could potentially discriminate. Further areas of potential discrimination include differences in the level of encouragement, financial assistance, types of loans recommended, amount of down payment required and level of customer service provided.

Real Estate Agents

Finding a real-estate agent is normally the next step, which can be done by looking in newspapers, searching the Internet and primarily through referrals. The agent will find the home that fits a buyer's needs, desires and budget based on the amount they are qualified for by the lending institution. Realtors may act as agents of discrimination by unintentionally or even intentionally steering potential buyers to or from a particular neighborhood. In a jurisdiction with a significant Hispanic population, a real estate agent might assume that a non-Hispanic buyer would not be interested in living in the City or that Hispanic buyers would prefer living in a Hispanic community. This situation could also apply to other protected classes who might be steered away from certain areas on the presumption that they might not want to live there, based on the existing demographic makeup of the neighborhood.

Agents might also discriminate by who they agree to represent, who they turn away and the comments they make about their clients. However, the California Association of Realtors (CAR) has included language on many of its forms disclosing fair housing laws to those involved. Many realtor associations also host fair housing trainings and seminars to educate their members on the provisions and liabilities of fair housing laws. The Equal Opportunity Housing Symbol is also located on all forms as a reminder.

Appraisals

Banks order appraisal reports to determine whether a property is worth the amount of the loan requested. Generally speaking, appraisals are based on the comparable sales of properties surrounding the neighborhood of the property being appraised. Other factors are taken into consideration, such as the age of the structure, any improvements made and location. Some neighborhoods with higher concentrations of minorities might appraise lower than like properties in neighborhoods with lower concentrations. Unfortunately, this practice is geared toward a neighborhood and not an applicant and therefore is not a direct violation of fair housing law that can easily be addressed. One effect of this practice, however, is that it tends to keep property values lower in a given neighborhood, thereby restricting the amount of equity and capital available to those residents. Individual appraisers are the ones making the decisions on the amounts, thus there is room for flexibility in the numbers. As appraisers are individually licensed, similar to real estate agents, they risk losing their license for unfair practices.

Attachment: 5.1.19.WITH CORRECTIONS. AI _2019_Draft Hanford (Approve the CDBG Five-Year Consolidated Plan 2019-2023)

Sellers

A seller might not want to sell his/her house to certain purchasers, based on classification biases protected by fair housing laws, or he/she might want to accept offers only from a preferred group. Often, sellers are home when agents show the properties to potential buyers and could develop certain biases based on this contact. Sellers must sign the Residential Listing Agreement and Seller's Advisory forms, which disclose that a seller understands fair housing laws and practices of nondiscrimination. Yet enforcement is difficult because a seller may have multiple offers and choose one based on a bias.

Covenants, Conditions and Restrictions

Covenants, Conditions and Restrictions (CC&Rs) in the past were used to exclude certain groups such as minorities from equal access to housing in a community. Today, the California Department of Real Estate reviews CC&Rs for all subdivisions of five or more lots, or condominiums of five or more units. This review is authorized by the Subdivided Lands Act and mandated by the Business Professions Code, Section 11000. The review includes a wide range of issues, including compliance with fair housing law. The review must be completed and approved before the Department of Real Estate will issue a final subdivision public report. This report is required before a real estate broker or anyone else can sell the units, and each prospective buyer must be issued a copy of the report. If the CC&Rs are not approved, the Department of Real Estate will issue a deficiency notice, requiring the CC&Rs to be revised.

Communities with old subdivisions or condominium developments might still contain CC&Rs that do not comply with the fair housing laws. A typical example relates to occupancy standards, which an association might seek to enforce in order to oust a particular group or discriminate based on familial status or lack thereof. However, provisions in the CC&Rs that violate the fair housing laws are not enforceable by the homeowners association.[9]

Insurance

Insurance agents are provided with underwriting guidelines for the companies they work for to determine whether a company will sell insurance to a particular applicant. Currently, underwriting guidelines are not public information, however, consumers have begun to seek access to these underwriting guidelines in order to learn if certain companies have discriminatory policies. Some states are being more responsive than others to

[9]In 1985, the Davis-Stirling Common Interest Development Act (Civil Code § 1353-1378) was passed by the State of California. The Davis-Stirling Act contains all laws pertaining to Common Interest Developments (CIDs) and requires all CIDs to be managed by an association. Developers are required to create CC&Rs and bylaws, which are the governing documents that dictate how the association operates and what rules the owners—and their tenants and guests—must obey. The CC&Rs are legally enforceable by the association and individual owners, and nothing in the CC&Rs can take precedence over federal, state or local laws.

Attachment: 5.1.19.WITH CORRECTIONS. AI _2019_Draft Hanford (Approve the CDBG Five-Year Consolidated Plan 2019-2023)

this demand and have recently begun to require that companies file their underwriting guidelines with the state department of insurance, which would then make the information public.

Many insurance companies have applied strict guidelines, such as not insuring older homes, that disproportionately affect lower-income and minority families that can only afford to buy in older neighborhoods. A California Department of Insurance (CDI) survey found that less than one percent of homeowners insurance available in California is currently offered free from tight restrictions.[10] The CDI has also found that many urban areas are underserved by insurance agencies.

The California Organized Investment Network (COIN) is a collaboration of the CDI, the insurance industry, community economic development organizations and community advocates. This collaboration was formed in 1996 at the request of the insurance industry as an alternative to state legislation that would have required insurance companies to invest in underserved communities, similar to the federal CRA that applies to the banking industry. COIN is a voluntary program that facilitates insurance industry investments to provide profitable returns to investors and economic and social benefits to underserved communities.

The California Fair Access to Insurance Requirements (FAIR) Plan was created by the legislature in 1968 after the brush fires and riots of the 1960s made it difficult for some people to purchase fire insurance due to hazards beyond their control. The FAIR Plan is designed to make property insurance more readily available to people who have difficulty obtaining it from private insurers because their property is considered high risk.

Credit and FICO Scores

Credit history is one of the most important factors in obtaining a home-purchase loan. Credit scores determine loan approval and the interest rate associated with a loan, as well as the type of loan an applicant will be given. Applicants with high credit scores are generally given conventional loans, whereas those with lower and moderate-range scores often utilize government-backed loans or subprime loans. Applicants with lower scores also receive higher interest rates on their loans, as a result of being perceived as a higher risk to the lender and may even be required to pay points, depending on the type of lending institution used.

[10]California Department of Insurance. (2010, February 8). *Homeowners Premium Survey.* Section 12959 of the California Insurance Code requires the commissioner to publish and distribute a comparison of insurance rates report for those lines of insurance that are of most interest to individual purchasers of personal lines of coverage.

Attachment: 5.1.19.WITH CORRECTIONS. AI _2019_Draft Hanford (Approve the CDBG Five-Year Consolidated Plan 2019-2023)

Fair Isaac & Company (FICO), which is the company used by the Experian (formerly TRW) credit bureau to calculate credit scores, has set the standard for the scoring of credit history. TransUnion and Equifax are two other credit bureaus that also provide credit scores, though they are typically used to a lesser degree.

In short, points are awarded or deducted based on certain items such as how long one has had credit cards, whether one makes payments on time, if credit balances are near the maximum, etc. Typically, the scores range from the 300s to around 850, with higher scores demonstrating lower risk. Lower credit scores require a more thorough review than higher ones, and mortgage lenders will often not even consider a score below 620.

FICO scores became more heavily relied on by lenders when studies conducted showed that borrowers with scores above 680 almost always make payments on time, whereas borrowers with scores below 600 seemed fairly certain to develop problems. Credit scores also made it easier to develop computer programs (electronic underwriting) that can make a "yes" decision for loans that should obviously be approved. Some of the factors that affect a FICO score are as follows:

- Delinquencies
- New accounts (opened within the last 12 months)
- Length of credit history (a longer history of established credit is better than a short history)
- Balances on revolving credit accounts
- Public records, such as tax liens, judgments or bankruptcies
- Credit card balances
- Number of inquiries
- Number and types of revolving accounts

There has been some debate recently regarding the accuracy of the credit scoring software used by lenders. In particular, soon after its release, the *Los Angeles Times* Real Estate section featured articles suggesting that the NextGen software model, which was designed by Fair Isaac & Company, was not being used by lenders due to the high cost of the software, even though it is a more fair and accurate version. The new model is said to increase scores by 50 to 100 points and has been on the market for several years. However, research performed by the research and consulting firm TowerGroup found that, for many lenders, the higher price for the NextGen software, including the evaluation, implementation, systems and training costs, and the embedded mortgage industry commitment to Classic FICO, did not warrant switching from the Classic FICO standard. In March 2006, Experian introduced yet another credit score system, VantageScore, which is similar to FICO's

Attachment: 5.1.19.WITH CORRECTIONS. AI _2019_Draft Hanford (Approve the CDBG Five-Year Consolidated Plan 2019-2023)

NextGen. VantageScore will likely face the same challenges as NextGen but may have more success, depending on ease of use and cost.

National Association of Realtors

The National Association of Realtors (NAR) has developed a Fair Housing Program to provide resources and guidance to Realtors in ensuring equal professional services for all people. The term *Realtor* identifies a licensed professional in real estate who is a member of the NAR. However, not all licensed real estate brokers and salespersons are members of the NAR.

Code of Ethics

Article 10 of the NAR Code of Ethics provides that "Realtors shall not deny equal professional services to any person for reasons of race, color, religion, sex, handicap, familial status, or national origin. Realtors shall not be a party to any plan or agreement to discriminate against any person or persons on the basis of race, color, religion, sex, handicap, familial status, or national origin." A Realtor pledges to conduct business in keeping with the spirit and letter of the Code of Ethics. Article 10 imposes obligations on Realtors and is a firm statement of support for equal opportunity in housing. A Realtor who suspects discrimination is instructed to call the local Board of Realtors. Local Boards of Realtors will accept complaints alleging violations of the Code of Ethics filed by a home seeker who alleges discriminatory treatment in the availability, purchase or rental of housing. Local Boards of Realtors have a responsibility to enforce the Code of Ethics through professional standards, procedures and corrective action in cases where a violation of the Code of Ethics is proven to have occurred."

In addition, Standard of Practice Article 10-1 states that "REALTORS® shall not volunteer information regarding the racial, religious, or ethnic composition of any neighborhood and shall not engage in any activity which may result in panic selling. REALTORS® shall not print, display, or circulate any statement or advertisement with respect to the selling or renting of a property that indicates any preference, limitations, or discrimination based on race, color, religion, sex, handicap, familial status, or national origin."

Realtor Fair Housing Declaration

In accordance with the Code of Ethics, each Realtor signs the following pledge, developed in 1996 as a result of the HUD/NAR agreement.

Attachment: 5.1.19.WITH CORRECTIONS. AI _2019_Draft Hanford (Approve the CDBG Five-Year Consolidated Plan 2019-2023)

I agree to:

- Provide equal professional service without regard to race, color, religion, sex, handicap, familial status, or national origin of any prospective client, customer, or of the residents of any community.
- Keep informed about fair housing law and practices, improving my clients' and customers' opportunities and my business.
- Develop advertising that indicates that everyone is welcome and no one is excluded, expanding my client's and customer's opportunities to see, buy, or lease property.
- Inform my clients and customers about their rights and responsibilities under the Fair Housing Laws by providing brochures and other information.
- Document my efforts to provide professional service, which will assist me in becoming a more responsive and successful Realtor.
- Refuse to tolerate non-compliance.
- Learn about those who are different from me, and celebrate those differences.
- Take a positive approach to fair housing practices and aspire to follow the spirit as well as the letter of the law.
- Develop and implement fair housing practices for my firm to carry out the spirit of this declaration.

California Association of Realtors

The California Association of Realtors (CAR) is a trade association of Realtors statewide. As members of organized real estate, Realtors subscribe to a strict code of ethics, as noted above. The CAR has recently created the position of equal opportunity/cultural diversity coordinator. The CAR holds three meetings per year for its general membership, and the meetings typically include sessions on fair housing issues.

Realtor Associations Serving Hanford

Realtor associations are generally the first line of contact for real estate agents who need continuing education courses, legal forms, career development and other daily work necessities. The frequency and availability of courses varies among these associations, and local association membership is generally determined by the location of the broker for which an agent works.

Complaints involving agents or brokers may be filed with these associations. Monitoring of services by these associations is difficult, as statistics on the education/services the agencies provide or statistical information pertaining to the members is rarely available. The Kings County Board of REALTORS® services the City of Hanford. Contact information is as follows:

Attachment: 5.1.19.WITH CORRECTIONS. AI _2019_Draft Hanford (Approve the CDBG Five-Year Consolidated Plan 2019-2023)

Kings County Board of of REALTORS®
880 N Irwin St, Hanford, CA 93230
Phone: (559) 582-2591/MLS: (559) 584-7179 Fax: (559) 582-2007

California Department of Real Estate

The California Department of Real Estate (DRE) is the licensing authority for real estate brokers and salespersons. As noted earlier, not all licensed brokers and salespersons are members of the National or California Association of Realtors.

The DRE has adopted education requirements that include courses in ethics and fair housing. To renew a real estate license, each licensee is required to complete 45 hours of continuing education, including three hours in each of the four mandated areas: agency, ethics, trust fund and fair housing. The fair housing course contains information that will enable an agent to identify and avoid discriminatory practices when providing real estate services to clients.

On or after January 1, 1996, a real estate salesperson renewing his/her license for the first time must complete separate 3-hour courses in agency, ethics, trust fund handling and fair housing to qualify for renewal. All licensees, with the exception of those renewing for the first time, are required to complete a full 45 hours of continuing education for each license renewal.

For the initial renewal on or after January 1, 1996, the law requires, as part of the 45 hours of continuing education, completion of four mandatory 3-hour courses in agency, ethics, trust fund handling and fair housing. These licensees will also be required to complete a minimum of 18 additional hours of courses related to consumer protection. The remaining hours required to fulfill the 45 hours of continuing education may be related to either customer service or consumer protection, at the option of the licensee.

The DRE requires all licensees to provide proof of continuing education courses with the following exceptions:

- An applicant provides proof that he/she is 70 years of age or older.
- An applicant provides proof that he/she has been licensed for 30 consecutive years.

Attachment: 5.1.19.WITH CORRECTIONS. AI _2019_Draft Hanford (Approve the CDBG Five-Year Consolidated Plan 2019-2023)

Fair Housing Practices in the Rental Housing Market

Similar to the homeownership market, a major challenge to ensuring fair housing in the rental market is the complexity of the process. There are several stages in the process of renting a home or an apartment: 1) the advertising and outreach stage, 2) pre-application inquiries and responses, 3) the criteria for acceptance, 4) the lease and 5) administration of the lease. This section discusses these phases of the rental process. Although a potential homebuyer may face discriminatory practices primarily during the process of purchasing a home, a renter may confront housing discrimination not only during the process of renting but throughout the tenancy.

The Apartment Rental Process

Although the process of renting an apartment may be less expensive and burdensome up-front than the home-buying process, it may still be just as time-consuming and potential renters may still face discrimination during various stages of the rental process.

Advertising

Like finding a home to purchase, the main sources of information are the classified advertisements in local newspapers, word of mouth, signs, apartment guides, the Internet and apartment brokers. The same types of discriminatory language previously described under the Homeownership Process may be used by landlords or apartment managers to exclude undesirable elements.

A particularly difficult situation to address is the development of small apartment complexes during the housing boom. These new complexes are sometimes owned and operated by property owners who are new to the rental housing industry. Compliance with fair housing laws is difficult to monitor among the large number of small property owners. Outreach to this group is also difficult because many of these owners do not belong to the Apartment Owners or Apartment Managers associations and are not active in participating in events/trainings offered by these associations. Advertising by small property owners may not always comply with the fair housing laws. For example, rental ads in local Spanish-language newspapers do not always appear in the English-language newspapers, as required by law.

Viewing the Unit

Viewing the unit is the most obvious place where potential renters could encounter discrimination, because landlords or managers might discriminate based on race or disability, or judge on appearance whether a potential renter

Attachment: 5.1.19.WITH CORRECTIONS. AI _2019_Draft Hanford (Approve the CDBG Five-Year Consolidated Plan 2019-2023)

is reliable or might violate any of the rules. For example, there have been cases where a manager tries to deter a family by indicating strict occupancy standards or frowning on the presence of young children accompanying a viewer. Furthermore, discrimination against families with children and people with disabilities is even more prevalent than racial discrimination.

Credit/Income Check

Landlords may ask potential renters to provide credit references, lists of previous addresses and landlords, and employment history/salary. The criteria for tenant selection, if any, are typically not known to those seeking to rent. Many landlords often use credit history as an excuse when trying to exclude certain groups. Recent legislation provides for applicants to receive a copy of the report used to evaluate applications. In addition, applicants may request a copy of their credit report (for a fee) to verify that the information used to approve/deny their application is accurate.

The Lease

Most apartments are rented under either a lease agreement or a month-to-month rental agreement. A lease is favorable from a tenant's point of view for two reasons: The tenant is assured the right to live there for a specific period of time, and the tenant has an established rent during that period. Most other provisions of a lease protect the landlord. Information written in a lease or a rental agreement includes the rental rate, the required deposit, length of occupancy, the apartment rules and termination requirements.

In a tight housing market, when a landlord can financially afford to choose tenants, the tendency is to offer shorter lease terms. In this case, a landlord might simply ask the not-so-desirable tenant to leave with a 60-day Notice to Vacate. Short-term leases also allow the landlord to raise rent more frequently.

Typically, the lease or rental agreement is a standard form completed for all units within the same building. However, the enforcement of the rules contained in the lease or the agreement might not be standard for all tenants. A landlord might act in a discriminatory way and choose strict enforcement of the rules for certain tenants based on arbitrary factors, such as race, presence of children or disability. Since the recent escalation of housing prices throughout California, complaints regarding tenant harassment through strict enforcement of lease agreements as a means of evicting tenants have increased.

Security Deposit

A security deposit is typically required to rent a housing unit. To deter less-than-desirable tenants, a landlord might ask for a security deposit higher than usual. Tenants could also face differential treatment when vacating the units.

Attachment: 5.1.19.WITH CORRECTIONS. AI _2019_Draft Hanford (Approve the CDBG Five-Year Consolidated Plan 2019-2023)

The landlord might choose to return a smaller portion of the security deposit to some tenants, claiming excessive wear and tear. A landlord might require that persons with disabilities with service animals pay an additional pet rent, a monthly surcharge for pets or a deposit, which is also a discriminatory act.[11]

During the Tenancy

During tenancy, the most common forms of discrimination a tenant may face are based on familial status, race, national origin, sex or disability. Usually, these types of discrimination appear in differential enforcement of rules, overly strict rules for children, excessive occupancy standards and refusal to make a reasonable accommodation for handicapped access, refusal to make necessary repairs, eviction, notices, illegal entry, rent increases or harassment. These actions might be used as a way to force undesirable tenants to move on their own without the landlord having to make an eviction.

Apartment Association

The California Apartment Association (CAA) is the country's largest statewide trade association for rental property owners and managers. The CAA was incorporated in 1941 to serve rental property owners and managers throughout California. The CAA represents rental housing owners and professionals who manage more than 1.5 million rental units. Under this umbrella agency, various apartment associations cover specific geographic areas.

The CAA has developed the California Certified Residential Manager (CCRM) program to provide a comprehensive series of courses geared toward improving the approach, attitude and professional skills of onsite property managers and other interested individuals. The CCRM program consists of 31.5 hours of training that includes training on fair housing and ethics issues.

The CAA supports the intent of all local, state and federal fair housing laws for all residents without regard to color, race, religion, sex, marital status, mental or physical disability, age, familial status, sexual orientation or national origin. Members of the CAA agree to abide by the following provisions of their Code for Equal Housing Opportunity:

- *We agree that in the rental, lease, sale, purchase, or exchange of real property, owners and their employees have the responsibility to offer housing accommodations to all persons on an equal basis;*

[11]Okeon, Molly R. (2008, January 21). "Keeping the house in order: Watchdog organization has fought discrimination for three decades." *Pasadena Star-News.*

Attachment: 5.1.19.WITH CORRECTIONS. AI _2019_Draft Hanford (Approve the CDBG Five-Year Consolidated Plan 2019-2023)

- *We agree to set and implement fair and reasonable rental housing rules and guidelines and will provide equal and consistent services throughout our residents' tenancy;*
- *We agree that we have no right or responsibility to volunteer information regarding the racial, creed, or ethnic composition of any neighborhood, and we do not engage in any behavior or action that would result in steering; and*
- *We agree not to print, display, or circulate any statement or advertisement that indicates any preference, limitations, or discrimination in the rental or sale of housing.*

The CAA provides members with information and training on such topics as ethics, credit checks, addressing code enforcement violations, property management and pre-inspections.

Fair Housing Services

In general, fair housing services include investigating and resolving housing discrimination complaints; discrimination auditing and testing; and education and outreach, such as disseminating fair housing information through written materials, workshops and seminars. Landlord/tenant counseling services involve informing landlords and tenants of their rights and responsibilities under fair housing law and other consumer protection legislation and mediating disputes between landlords and tenants.

Fair Housing Council of Central Valley
TBD

The Department of Fair Employment and Housing (DFEH)
The Department of Fair Employment and Housing (DFEH) is the largest state civil rights agency in the country with 220.8 authorized positions operating out of five offices throughout California. DFEH's mission is to protect the people of California from unlawful discrimination in employment, housing, and public accommodations, and from hate violence and human trafficking. To accomplish this mission, the Department receives, investigates, conciliates, mediates, and prosecutes complaints of alleged violations of the Fair Employment and Housing Act (FEHA), Unruh Civil Rights Act, Disabled Persons Act, Ralph Civil Rights Act, Trafficking Victims Protection Act, and statutes prohibiting discrimination in state-funded activities and programs.

The Department's Enforcement Division consists of investigators who receive and investigate complaints. The Legal Division prosecutes cases referred by the Enforcement Division. A systemic litigation unit within the Legal Division focuses on systemic complaints, meaning complaints that allege a pattern or

Attachment: 5.1.19.WITH CORRECTIONS. AI _2019_Draft Hanford (Approve the CDBG Five-Year Consolidated Plan 2019-2023)

practice of discrimination impacting a large number of people. The Office of Compliance Programs, also within the Legal Division, monitors state contractors' compliance with nondiscrimination programs. The Dispute Resolution Division (DRD) mediates cases.

A critical component of meeting the Department's mission is giving employers, housing providers, businesses and the public clear, accurate and easily accessible information related to their rights and responsibilities under the laws enforced by the Department. This helps prevent discrimination from occurring and makes it more likely that it will be reported when it does occur. To meet this need, DFEH continues to develop and improve a suite of educational materials and website content. DFEH executives, managers and staff speak at events around the state each month as part of these outreach efforts. In 2017, DFEH staff participated in 87 outreach events around the state, reaching more than 14,000 individuals.

The Department partners with law schools and universities in California to provide students with hands-on experience in investigating, mediating and prosecuting discrimination cases. Since 2013, the Department has housed the Fair Employment and Housing Council, a seven-member body appointed by the Governor that issues regulations interpreting and implementing rights and obligations under the laws enforced by the Department.

According to the California Department of Employment and Fair Housing (CDEFH), between the calendar years of 2009-2013, there were a total of 33 housing cases in the City of Hanford during this study period, as indicated in Table

Laws Enforced by CDEFH

The Department of Fair Employment and Housing's statutory mandate is to protect the people of California from employment, housing and public accommodations discrimination, and hate violence and human trafficking, pursuant to the California Fair Employment and Housing Act (FEHA), Unruh Civil Rights Act, Disabled Persons Act, and Ralph Civil Rights Act.

The FEHA (Gov. Code, § 12900 et seq.) prohibits workplace discrimination and harassment on the basis of race, religious creed, color, national origin, ancestry, physical disability, mental disability, medical condition, genetic information, marital status, sex (including pregnancy, childbirth, or related medical conditions), gender, gender identity, gender expression, age, sexual orientation, and military and veteran status, or because another person perceives the employee to have one or more of these characteristics.

Attachment: 5.1.19.WITH CORRECTIONS. AI _2019_Draft Hanford (Approve the CDBG Five-Year Consolidated Plan 2019-2023)

Included in the FEHA is the California Family Rights Act (CFRA), which requires employers of 50 or more employees to provide protected leave of up to 12 work weeks in a 12-month period to eligible employees to care for their own serious health condition or that of an eligible family member. Included as well is California's Pregnancy Disability Leave Act (PDLA), which requires an employer to provide employees disabled by pregnancy, childbirth, or a related medical condition leave of up to four months and the right to return to work.

With regard to housing, the FEHA prohibits discrimination and harassment on the basis of race, color, religion, sex (including pregnancy, childbirth, or related medical conditions), gender, gender identity, gender expression, sexual orientation, marital status, national origin, ancestry, familial status, source of income, disability, and genetic information, or because another person perceives the tenant or applicant to have one or more of these characteristics.

The FEHA also mandates reasonable accommodation of religious beliefs or observances in the workplace, including religious dress and grooming practices, requires employers and housing providers to reasonably accommodate persons with disabilities, and prohibits covered entities from retaliating against any person because he or she has opposed practices forbidden by the FEHA or filed a complaint, testified, or assisted in any DFEH or court proceeding related to a FEHA claim.

The Unruh Civil Rights Act (Civ. Code, § 51) prohibits business establishments in California from discriminating in the provision of services, accommodations, advantages, facilities and privileges to clients, patrons and customers because of their sex, race, color, religion, ancestry, national origin, disability, medical condition, genetic information, marital status, sexual orientation, primary language, citizenship or immigration status (the last three bases were added as of 1/1/2016). Similarly, the Disabled Persons Act (Civ. Code, § 54 et seq.) provides that individuals with disabilities or medical conditions have the same right as the general public to the full and free use of streets, highways, sidewalks, walkways, public buildings, medical facilities (including hospitals, clinics, and physicians' offices), and privileges of all common carriers, airplanes, motor vehicles, railroad trains, motorbuses, streetcars, boats, or any other public conveyances or modes of transportation (whether private, public, franchised, licensed, contracted, or otherwise provided), telephone facilities, adoption agencies, private schools, hotels, lodging places, places of public accommodation, amusement, or resort, and other places to which the general public is invited, subject only to the conditions and limitations established by law, or state or federal regulation, and applicable alike to all persons.

The Ralph Civil Rights Act (Civ. Code, § 51.7) guarantees the right of all persons within California to be free from any violence, or intimidation by threat of

Attachment: 5.1.19.WITH CORRECTIONS. AI _2019_Draft Hanford (Approve the CDBG Five-Year Consolidated Plan 2019-2023)

violence, committed against their persons or property because of political affiliation, or on account of sex, race, color, religion, ancestry, national origin, disability, medical condition, genetic information, marital status, or sexual orientation, or position in a labor dispute, or because another person perceives them to have one or more of these characteristics.

CDEFH Fair Housing Complaints Filed

As showed in the table below, from 2015 -17 there were 30 fair housing complaints filed within Kings County. Nearly 87% of these complaints were filed in 2016.

Year	Disability	Employment	Housing	Ralph	Right-to-Sue	Unruh	Total
2017	0	20	1		14		35
2016	0	21	26	1	1		49
2015	0	37	3	1			40

Source: DEFH 2015,16 and 17

Housing Impediment Survey Results

Housing Impediment Survey Responses

The City of Hanford administered a fair housing survey to review the opportunities and problems associated with people's ability to attain housing within the City of Hanford. Survey responses from Hanford residents provide valuable insight into understanding potential housing impediments and gauge community sentiment regarding fair housing services. The survey contained the following 7 questions:

1. Have you ever encountered any forms of housing discrimination or known someone who has?
2. If you believe or think that you or someone you know encountered housing discrimination, what type was it?
3. Do you feel that you are well-informed on housing discrimination?
4. What would you do if you encountered housing discrimination?
5. If you were to report housing discrimination, who would you report it to?
6. If you think that housing discrimination is occurring, what types of discrimination do you think are the largest problems in Hanford?
7. What can be done to prevent housing discrimination in Hanford?

Attachment: 5.1.19.WITH CORRECTIONS. AI _2019_Draft Hanford (Approve the CDBG Five-Year Consolidated Plan 2019-2023)

The first 5 were multiple choice and provided for the following responses:

For question 1, 47.4 percent of respondents do believe they have encountered or known someone who has encountered any form of housing discrimination. Approximately 39.7 percent of respondents do not believe they have ever encountered any form of housing discrimination.

For question 2, 58 percent of respondents believed they or someone they knew encountered discrimination through "refusing, discouraging, or charging more to rent an apartment or buy a home." This was followed by 18.8 percent of respondents who believed that they or someone they knew encountered housing discrimination through "steering a person to another apartment, complex or neighborhood."

For question 3, approximately 41 percent of respondents believed that they were well-informed on housing discrimination issues. This was followed by 33.3 percent of respondents that were not well informed.

For question 4, approximately 56.4 percent of Hanford respondents would report it if they encountered housing discrimination. Only 7.7 percent of respondents said they would ignore it if they encountered housing discrimination.

Finally, question 5 shows that the majority of respondents, 35.6 percent, do not know who to report housing discrimination to. This was followed by 34.2 percent of respondents who would report it to the City of Hanford, while 30.1 percent would report it to the Housing Authority.

The last two where narrative form to which respondents provided the following comments:

6. If you think that Housing Discrimination is occurring, what types of discrimination do you think are the largest problems in Hanford?

- "Lived here my whole life, I know many locals, housing discrimination has never been an issue in Hanford."
- "Property pros had a two-bedroom apartment for rent and they said it was still available and when they learned I had a 2 month old baby they said they couldn't rent it to me."

8. What can be done to prevent housing discrimination in Hanford?

- "I don't know."

Attachment: 5.1.19.WITH CORRECTIONS. AI _2019_Draft Hanford (Approve the CDBG Five-Year Consolidated Plan 2019-2023)

- “Not funding this city project, it's near guaranteed to be mismanaged by local government and not used for its intended purpose. Hanford is actively decentralizing and promoting a (sub)urban sprawl while ranking #1 on Bloomberg's "Brain Drain" list in the entire United States, meaning that there's less work/opportunity for education/educated residents. A very bad ranking for a small town. Being a part of Hanford's teenage/youth population, the city needs to focus instead on developing the city center by taking away restrictive zoning laws, promoting small businesses (economic opportunity for all residents) and a mixed-use residential/commercial downtown. Sadly, I see no future growth/opportunity here in my hometown and will move away as soon as I graduate to a university. After following the politics for years, the city government favors large box-stores and food chains, causing many small-businesses to shut down. The growing lack of business, tech, or other unique local opportunities affects all residents of all races/gender/sexuality and will only further economically divide these groups. I love my hometown. Focusing on issues like "Housing Discrimination" distracts from the real underlying issues (that also contribute to any displacement) caused by local government.”

Attachment: 5.1.19.WITH CORRECTIONS. AI _2019_Draft Hanford (Approve the CDBG Five-Year Consolidated Plan 2019-2023)

Attachment: 5.1.19.WITH CORRECTIONS. AI _2019_Draft Hanford (Approve the CDBG Five-Year Consolidated Plan 2019-2023)

Section 6
CONCLUSIONS, IMPEDIMENTS AND ACTIONS

The earlier sections of this AI identify common problems and potential barriers to fair housing in the City of Hanford. This section builds on the previous analysis, summarizes conclusions and outlines the City's commitment to actions for addressing the impediments to fair housing. Certain households and individuals may be more susceptible to discrimination due to special circumstances, needs or personal attributes.

Conclusions and Impediments

The following is a list of key conclusions and potential impediments that may exist in the City of Hanford.

Housing Affordability

Cost Burden

HUD defines a housing cost burden as greater than 30% of a household's income being spent on housing. The cost of housing and overall affordability is by far the most common housing problem, with greater than 1,170 of all households in Hanford experiencing a cost burden greater than 30% , and 1,080 with a cost burden greater than 50%. High housing costs can cause households to spend a disproportionate percentage of their income on housing. This may result in repayment problems, deferred maintenance or overcrowding.

Cost burden by Race / Ethnicity

When comparing cost burden by race/ethnicity, 21% of all Hispanic households experienced severe housing cost burden (more than 50% paid for housing), which is the highest amongst other racial/ethnic groups in the City. Hispanics also have the highest rate of cost burden (21%) in the region (Hanford-Corcoran, CA).

A disproportionately greater need exists when the members of a racial or ethnic group at a given income level experience a housing cost burden at a greater rate (10 percentage points or more) than the income level as a whole.

When comparing the jurisdiction as a whole (table below), 17% of Hanford's population paid 30-50% of their income on housing, and 15% of the population paid more than 50%. However, there were no racial or ethnic group that experienced a disproportionately greater housing cost burden. Hispanics had the highest percentage of its population paying more than 30% (8 percent) and more than 50% (7 percent) of their income on housing costs. Whites had the second highest percentage of households with a cost burden, at 7% paying more than 30 percent and 8% paying more than 6 percentage of their income on housing.

Fair Housing Survey

- 58 percent of respondents believed they or someone they knew encountered discrimination through "refusing, discouraging, or charging more to rent an apartment or buy a home." This was followed by 18.8 percent of respondents who believed that they or someone they knew encountered housing discrimination through "steering a person to another apartment, complex or neighborhood."

- 33.3 percent of respondents believe they are not well informed on housing discrimination issues.

- 56.4 percent of Hanford respondents would report it if they encountered housing discrimination. Only 7.7 percent of respondents said they would ignore it if they encountered housing discrimination.

- 35.6 percent do not know who to report housing discrimination to. This was followed by 34.2 percent of respondents who would report it to the City of Hanford, while 30.1 percent would report it to the Housing Authority.

Fair Housing Services

Attachment: 5.1.19.WITH CORRECTIONS. AI _2019_Draft Hanford (Approve the CDBG Five-Year Consolidated Plan 2019-2023)

Attachment: 5.1.19.WITH CORRECTIONS. AI _2019_Draft Hanford (Approve the CDBG Five-Year Consolidated Plan 2019-2023)

Actions

The proposed actions to address the impediments to fair housing choice are organized by type.

Reduce Housing Cost Burden

Action 1.1 The City will continue to explore the development and rehabilitation of affordable housing opportunities with its local non-profit and for-profit developers, as well as employers. Local partners include, but are not limited to the following:

- Housing Authority of Kings County
- California Department of Housing and Community Development

Action 1.2 The City of Hanford will continue to research and apply for private and public funding to support affordable homeownership programs.

Action 1.3: The City of Hanford will continue to adapt the homebuyer program to match current market conditions, thus assuring the most efficient use of available funding**.**

Action 1.4 The City of Hanford will continue to fund its Emergency Repair Program which is designed to provide financial assistance for those emergency repairs that pose an immediate threat to health and safety.

Time Frame: *Ongoing*

Promoting fair housing education and enforcement

Action 2.1 : The City of Hanford will continue to support efforts to educate tenants, and owners and agents of rental properties, regarding their fair housing rights and responsibilities.

Action 2.2: The City of Hanford will continue to support local advocate agencies and community stakeholders in efforts to disseminate fair housing information to people within the community.

Time Frame: *Ongoing*

_____, hereby certify that this Analysis of Impediments to Fair Housing Choice for the City of Hanford represents the City's conclusions about impediments to fair housing choice, as well as actions necessary to address any identified impediments.

City Administrator _____ Date_____
City of Hanford

Attachment: 5.1.19.WITH CORRECTIONS. AI _2019_Draft Hanford (Approve the CDBG Five-Year Consolidated Plan 2019-2023)

CITY OF HANFORD

CITIZEN PARTICIPATION PLAN

DRAFT

COMMUNITY DEVELOPMENT BLOCK GRANT (CDBG0
DRAFT MAY 2019

Attachment: citizen participation plan 2019 (Approve the CDBG Five-Year Consolidated Plan 2019-2023)

Table of Contents

Section		Page
I.	**Introduction**	2
	Citizen Participation	2
	Outreach Efforts	3
	Public Hearing Requirements	3
	Public Hearing Purpose	4
	Public Meeting	4
	30-day Public Comment Period	5
	15-day Public Comment Period	5
	Noticing	6
III.	**Amendments**	6
IV.	**CAPER**	8
V.	**Availability of Con Plan Documents**	8
VI.	**Access to Records**	8
VII.	**Technical Assistance**	8
VIII.	**Complaint Procedures**	9
IX.	**Displacement**	9
XI.	**Attachments**	10

Attachment: citizen participation plan 2019 (Approve the CDBG Five-Year Consolidated Plan 2019-2023)

I. Introduction

The City of Hanford is a Community Development Block Grant (CDBG) Entitlement city, meaning it gets its annual funding directly from HUD. The CDBG Entitlement Program is a federal grants program administered by the U.S. Department of Housing and Urban Development (HUD). The program allocates funds to eligible cities and counties throughout the nation to assist low and moderate-income households and neighborhoods in the elimination or prevention of slum and blight. The grant funds may be used for activities such as housing rehabilitation, affordable homeownership assistance, neighborhood improvement, community services, as well as community development activities such as the construction or rehabilitation of community facilities and economic development.

Prior to implementing its CDBG program activities, the City must understand its community's needs, interests, and objectives to ensure that the activities selected for funding are effective and primarily beneficial to low to moderate income persons and/or areas.

After compiling this research and information, the City will prepare the Consolidated Plan. There are four documents created through the Con Plan development process. They are 1) Consolidated Plan, 2) Analysis of Impediments to Fair Housing, 3) Citizen Partcipation Plan and 4) Annual Action Plan.

A. The Consolidated Plan is the strategic plan that describes the City's needs, resources, priorities and proposed activities to be undertaken under the CBDG Program. It will serve as the City's blue print for carrying out the HUD-related activities over the five-year period covered by the Plan;

B. The Analysis of Impediments to Fair Housing is a detailed review of impediments or barriers that affect the rights of fair housing choice. The AI serves as the basis for fair housing planning, provides essential information to policy makers, administrative staff, housing providers, lenders, and fair housing advocates, and assists in building public support for fair housing efforts;

C. The Citizen Participation Plan describes how the City will involve its residents in the planning, implementation and assessment of how CDBG funds will be used; and

D. The Annual Action Plan outlines the programs and individual objectives for each year. The Action Plan serves as the implementing document for the strategies and goals identified in the City of Hanford's Five-Year Consolidated Plan.

II. Citizen Participation Plan

The Citizen Participation Plan is vitally important to the success of the City's CDBG program. It describes how the City of Hanford will involve citizens in the planning, implementation, and assessment of Community Development Block Grant (CDBG) funds. It includes the City's policies and procedures for public participation in the Consolidated Plan process and the use of CDBG funds. The City encourages public involvement, especially those living in low and

Attachment: citizen participation plan 2019 (Approve the CDBG Five-Year Consolidated Plan 2019-2023)

moderate-income neighborhoods. The City will take appropriate actions to encourage the participation of minorities, non-English speaking persons, and persons with disabilities. This Citizen Participation Plan is available to the public at 317 North Douty Street, Hanford and can also be accessed on the City's website, www.cityofhanfordca.com.

A. Outreach Efforts

The City of Hanford is committed to involving its residents during the CDBG program planning and implementing process, especially those residents that can directly benefit from the funding. The City's efforts to include the public include, but are not limited to the following:

- Notifying local public agencies that assist low and moderate-income persons and areas, including City staff, State and federal agencies, neighboring local governments, and regional agencies.

- Notify various private agencies, including local non-profit service providers and advocates such as the local public housing agency, health agencies, homeless service providers, non-profit housing developers, social service agencies (including those focusing on services to children, the elderly, persons with disabilities, persons with HIV/AIDS, persons with substance abuse problems, etc.).

- Publishing advertisements/notices in English and Spanish in the *Hanford Sentinel*, and on the website **ten (10) days** in advance of the meeting. The notice will include the amount of funds available, range of activities that maybe undertaken and amount that may benefit low to moderate-income persons.

- Holding public hearings before the Hanford City Council to solicit input on needs and priorities for the Consolidated Plan and Annual Action Plans.

- Posting notices at the City Offices, 317 N. Douty Street.

- Posting notices on Hanford's website (www.cityofhanfordca.com)

B. Public Hearing Requirements

A public hearing is an official meeting where members of the public hear about the proposed activities and have the opportunity to give their opinions about the subject.

State law requires that jurisdictions conduct at least two public hearings per year. The City of Hanford will hold the first public hearing at the design phase (of the Consolidated Plan, the individual Actions Plans and the Citizen Participation Plan) and a second hearing at reporting period, alllowing citizens to comment on the progress made in the year.

Public hearings and meetings will be held at the City Council chambers, 400 N. Douty Street. The City complies with the Americans with Disabilities Act, and will make accommodations for persons with special needs. Public hearings and the review of Consolidated Plan documents will be held at the City Council chambers, which is accessible to people with disabilities. Provisions will be made for people with disabilities when requests are made at least five (5) working days prior to a hearing. Translators will also be provided for Spanish speaking residents upon request. Public hearings are usually held in the evening to accommodate most residents, especially those who might benefit from the use of funds. The City Council chambers are located in central Hanford and accessible by public transportation.

C. Public Hearing Purpose

The City of Hanford conducts public hearings, meetings and or forums to receive public input on the development and/or implementation of projects and/or programs utilizing CDBG and program income funds. The hearings will address Hanford's housing and community development needs, the activities proposed, and/or review performance reporting.

D. Public Meeting

Above the required public hearings, the City may opt to conduct public meetings and/or forums in an effort to reach residents likely to benefit from CDBG funding. Staff will hold these public meeting in places frequented by persons likely to benefit from the program, such as Longfield Center which is located within a CDBG target area. These meetings will be noticed properly and all comments will be documented and considered by Council.

E. 30-day Public Comment Period

The City of Hanford will provide a public comment period for no less than 30-days to review and submit comment for the following documents:

1. Citizen Participation Plan

The City of Hanford will provide Hanford residents reasonable opportunity to comment on the original Citizen Participation Plan and on any substantial amendments to the plan.

The City of Hanford will offer a **30-day public review period** prior to any public hearing. This will allow Hanford residents to submit comments in writing in the event they are unable to attend a scheduled public hearing. All comments received in writing, orally or at the public hearings will be summarized and shall be considered by council prior to any approvals and/or adoptions.

All comments will be incorporated into the actual Citizen Participation Plan at approval/adoption.

Attachment: citizen participation plan 2019 (Approve the CDBG Five-Year Consolidated Plan 2019-2023)

Attachment: citizen participation plan 2019 (Approve the CDBG Five-Year Consolidated Plan 2019-2023)

2. Consolidated Plan

The City of Hanford will provide Hanford residents reasonable opportunity to comment on the original Consolodated Plan and/or on any substantial amendments to the plan.

The City of Hanford will offer a **30-day public review period** prior to any public hearing. This will allow Hanford residents to submit comments in writing in the event they are unable to attend a scheduled public hearing. All comments received in writing, orally or at the public hearings will be summarized and shall be considered by council prior to any approvals and/or adoptions.

All comments will be incorporated into the actual Consolidated Plan Plan at approval/adoption.

3. Annual Action Plans

The City of Hanford will provide Hanford residents reasonable opportunity to comment on the annual Action Plan and/or on any substantial amendments to the annual Action Plan.

The City of Hanford will offer a **30-day public review period** prior to any public hearing. This will allow Hanford residents to submit comments in writing in the event they are unable to attend a scheduled public hearing. All comments received in writing, orally or at the public hearings will be summarized and shall be considered by council prior to any approvals and/or adoptions.

All comments will be incorporated into the actual Action Plans at approval/adoption.

F. 15-day Public Comment Period

The City of Hanford will provide a public comment period for no less than 15-days to review and submit comment on the following documents:

1. Performance Reports

The City of Hanford will provide Hanford residents reasonable opportunity to comment on the performance reports prior to submitting the reports to HUD.

The City of Hanford will offer a **15-day public review period** prior to any public hearing. This will allow Hanford residents to submit comments in writing in the event they are unable to attend a scheduled public hearing. All comments

received in writing, orally or at the public hearings will be considered and attached to the performance reports.

G. Noticing

There shall be advanced public notice of all public hearings and all public meetings such as the City Council, and other City committee and commission meetings relating to the funds and/or planning process covered by this Citizen Participation Plan. All notices shall contain sufficient information about the subject of the hearing (meeting and/or forum) to allow for informed comments.

1. Forms of Public Notice

City of Hanford staff will ensure adequate advance notice of all public hearings and meetings. Adequate noticing will include:

- Public display advertised notices in English and Spanish in the *Hanford Sentinel* at least ten (10) days prior to the public meetings for all Consolidated Plan documents. Notices will indicate that there is a thirty (30) day review period on the Consolidated Plan or Amendment, or a fifteen (15) day review period for the CAPER, in which to receive comments from citizens before submission of the plan or report to the City Council for approval.

- Posted notices at the City Offices, 317 N. Douty Street.

- Posted notices on Hanford's website (www.cityofhanfordca.com)

III. Amendments

There are two types of amendments:

- Minor Amendment: Minor amendments represent any change to the Consolidated Plan or or Action Plan that do not qualify as “substantial amendments”, and changes that are 40 percent or less in each funding category, to effectively spend funds (including program income). In addition, an exisiting activity or program can be cancelled administrativley if no funds were expended, and said funds can be reallocated to an exsistng Annual Action Plan activity or program an alternate activity identifed in the Annual Action Plan. Funds may reallocated to a contingency fund to be allcoated to one or more future activities or programs at a future date. (CDBG and Administration by designated staff, and do not require a public notice of

Throughout the year, it may be necessary to amend the various plans after they’ve been approved. The Citizen Participation Plan allows for substantial amendments to plans. These

Attachment: citizen participation plan 2019 (Approve the CDBG Five-Year Consolidated Plan 2019-2023)

substantial amendments apply only to the changes in CDBG funding allocations. This Citizen Participation Plan defines a **substantial amendments** as:

- To make a substantial change in the allocation priorities or a substantial change in the method of distribution of funds;
-
- To carry out an activity, using funds from any program not covered by the consolidated plan (including program income), not previously described in the consolidated plan; or
- To substantially change the purpose, scope, location, or beneficiaries of an activity.
- Increasing or reducing the amount allocated to an activity by more than 40 percent, with the exception of activities that are cancelled without expenditure of funds

The following procedures apply to Substantial Amendments:

- The City will place public display advertised notices in English and Spanish in the *Hanford Sentinel* newspaper, notices at the City Offices and on the City's website in advance of a 30-day public comment period.
- Citizens have thirty (30) days to review the proposed Amendment from the date of the notice.
- During the 30-day public review and comment period, the document will be available for review at the City of Hanford Community Development Department. Copies of the document will be available to the public free of charge.
- Citizens may file comments at the City Offices during the 30-day period from the date of the notice.
- The City Council will adopt the Amendment.
- In preparing a final Amendment, careful consideration will be given to all comments and views expressed by the public, whether given as verbal testimony at the public hearing or submitted in writing during the review and comment period. The final Amendment will have a section that includes all comments, plus explanations why any comments were not accepted.

IV. Consolidated Annual Performance Evaluation Report (CAPER)

Every year, the City of Hanford must submit to HUD a Consolidated Annual Performance Evaluation Report (CAPER). In general, the CAPER must describe how funds were actually used and the extent to which these funds were used for activities that benefited low and moderate-income people. The following steps outline the opportunities for public involvement in the CAPER:

- The City will place public display advertised notices in English and Spanish in the *Hanford Sentinel* newspaper, notices at the City Offices and on the City's website in advance of a 15-day public comment period.

- Citizens have fifteen (15) days to review the CAPER from the date of the notice.

- During the 15-day public review and comment period, the document will be available for review at the City of Hanford Community Development Department. Copies of the document will be available to the public free of charge.

- Citizens may file comments at the City Offices during the 15-day period from the date of the notice.

- The City Council will adopt the CAPER.

- In preparing the CAPER, careful consideration will be given to all comments and views expressed by the public, whether given as verbal testimony at the public meeting or submitted in writing during the review and comment period. The final Amendment will have a section that includes all comments, plus explanations why any comments were not accepted. (No Public Hearing is Required)

V. Availability of Consolidated Plan Documents

Copies of Consolidated Plan documents will be provided to the public free of charge. These materials will be available in a form accessible to persons with disabilities, upon request. Consolidated Plan documents will be available at the City of Hanford Community Development Department, 317 N. Douty Street, Hanford, and telephone (559) 585-2587. The documents will also be posted on the city's website www.cityofhanfordca.com.

VI. Access to Records

The City of Hanford shall provide citizens, public agencies and/or other interested parties with access to information and records relating to Hanford's Consolidated Plan and use of program funds covered by the Consolidation Plan during the proceeding five years.

VII. Technical Assistance

City staff will work with organizations and individual's representative of low and moderate-income people, who are interested in submitting a proposal to obtain funding for an activity. All potential applicants for funding are encouraged to contact City staff for technical assistance before completing a proposal form. This technical assistance may include:

- Assisting with forms/applications;

- Explaining the process for submitting proposals;
- Explaining federal and local requirements;
- Providing comments and advice on the telephone or in meetings;
- Reviewing and commenting on draft proposals.

VIII. Complaint Procedures

The City will respond to all complaints, in writing, within fifteen (15) days. All comments and responses will be attached to each applicable document.

IX. Displacement

It is the goal of the City of Hanford to minimize displacement of any persons from their residence, however, if it is necessary as a result of a program activity, then the Residential Anti-Displacement and Relocation Plan, which is part of the City of Hanford Rehabilitation Program Guidelines, will apply. These have been developed in accordance with federal regulations.

End of Plan

Attachment 1: **Summary Chart**
Attachment 2: **Consulting Agencies**
Attachment 3: **Definitions**

Attachment: citizen participation plan 2019 (Approve the CDBG Five-Year Consolidated Plan 2019-2023)

ATTACHMENT 1: SUMMARY CHART

DOCUMENT	PUBLIC PARTICIPATION	REQUIRED TIME FOR PUBLIC REVIEW	REQUIRED APPROVAL	DEADLINE
Citizen Participation Plan	Available for Public Review 10 Day Notice	30 Day Public Review	City Council	N/A
5 Year Consolidated Plan – and/or Includes Annual Action Plan	Public Hearing 10 Day Notice February/March	30 Day Public Review April	City Council	Submit to HUD May 17
Substantial Amendments	No Public Hearing	30 Day Public Review	City Council	Submit to HUD
CAPER - Performance Report	Public Hearing	15 Day Public Review By Sept 10	City Council	Submit to HUD Sept 30
Adoption/Approval of Plans	No Public Hearing			

ATTACHMENT 2: CONSULTING AGENCIES

Name	Address
Housing Authority of Kings County	680 N. Douty Street, Hanford CA 93230
Kings County Commission on Aging	1197 South Drive, Hanford, CA 93230
Kings County Human Services	1400 Lacey Blvd. Hanford, CA 93230
Kings Community Action Organization	1130 N. 11 th Ave., Hanford, CA 93230
The Salvation Army	380 E Ivy St, Hanford, CA 93230
Kings United Way	125 W 7th St, Ste A, Hanford, CA 93230
Self Help Enterprises	8445 W Elowin Ct, Visalia 93277
Habitat for Humanity of Tulare County	637 S Lovers Ln, Visalia 93277
Lincoln Plaza	804 S Harris St, Hanford, CA 93230
Tierra Vista Apartments	731 S. 11th Avenue, Hanford, CA 93230
Kings County Health Department	330 Campus Dr, Hanford 93230
WIC	330 North Harris Street, Hanford, CA 93230
Kings-Tulare Continuum of Care	1224 S Cedar Court Visalia, CA 93277

Attachment: citizen participation plan 2019 (Approve the CDBG Five-Year Consolidated Plan 2019-2023)

ATTACHMENT 3: DEFINITIONS

Annual Action Plan: This document details yearly approved funding allocations to specific eligible projects and activities. It is submitted to HUD 45 days prior to the start of the City's fiscal year and is developed in accordance with federal regulations (24 CFR 91).

Analysis of Impediments to Fair Housing (AI): This document refers to an analysis performed in accordance with requirements for consultation and community participation that includes a review of fair housing data, an assessment of fair housing issues and contributing factors, and an identification of fair housing priorities and goals.

Citizen Participation Plan: This plan is prepared to facilitate and encourage public participation and involvement in the Consolidated Plan process (including the AFH) and the City's CDBG program, especially by low- and moderate-income persons. The plan identifies the public participation requirements as identified by federal regulations (24 CFR 91).

Code of Federal Regulations (CFR): The CFR is the general and permanent rules and regulations published in the Federal Register by the executive departments and agencies of the US Government.

Community Development Block Grant (CDBG) Program: This is a federal grant program administered by HUD. The program allocates money to eligible cities and counties throughout the United States, primarily to assist low- and moderate-income households and neighborhoods. The grant program may be used for such activities as housing rehabilitation, affordable housing assistance, community services, and community development activities such as construction or rehabilitation of community facilities and economic development**solidated Annual Performance Evaluation Report (CAPER):** This document reports on the City's annual achievements relative to the goals in the Consolidated Plan and the activities in the Annual Plan. The report is prepared annually by the City in accordance with federal regulations (24 CFR Part 91), and is submitted to HUD within 90 days of program year end.

Consolidated Plan: This is a five-year planning document that establishes the City's priorities and strategies for use of HUD-administered funding. The Consolidated Plan identifies housing, economic, and community development needs and prioritizes funding to meet those needs. It is developed in accordance with federal regulations (24 CFR Part 91) and is submitted to HUD 45 days prior to the start of the City's fiscal year.

Consolidated Plan Documents: These include the Consolidated Plan, the Assessment of Fair Housing, the Annual Action Plan, the Consolidated Annual Performance Evaluation Report, and any Substantial Amendments thereto.

Continuum of Care: This means the group organized to carry out the responsibilities required under 24 CFR 578 and that is composed of representatives of organizations, including nonprofit homeless providers, victim service providers, faith-based organizations, governments, businesses, advocates, public housing agencies, school districts, social service providers, mental health agencies, hospitals, universities, affordable housing developers, law enforcement, organizations that serve homeless and formerly homeless veterans, and homeless and formerly homeless persons to the extent these groups are represented within the geographic area and are available to participate.

Low- and Moderate-Income Persons: These are individuals within households earning less than 80 percent of the area median income. They are broken down into the following income designations:

- **Extremely Low-Income:** Individuals within households with incomes less than 30 percent of the area median family income, adjusted for household size.

Attachment: citizen participation plan 2019 (Approve the CDBG Five-Year Consolidated Plan 2019-2023)

- **Low-Income:** Individuals within households with incomes between 31 and 50 percent of the area median family income, adjusted for household size.
- **Moderate-Income:** Individuals within households with incomes between 51 and 80 percent of the area median family income, adjusted for household size.

Low- and Moderate-Income Neighborhood: In general, this is defined as a census tract or block group where a minimum of 51 percent of the residents have low or moderate incomes. In certain jurisdictions that do not have an adequate number of low- and moderate-income neighborhoods under this definition, the definition may be expanded to include the twenty-five percent of the jurisdiction's census tracts or block groups with the highest percentage of residents with low or moderate incomes.

Program Year: The "program year" chosen by the City of Hanford's July 1st through June 30th, which is the same as the City's fiscal year.

Public Hearing: This is a public meeting that has been publicly noticed in a local newspaper of general circulation, or noticed in a fashion which otherwise follows local procedures for formal noticing of public hearings. Public hearings are required prior to the adoption of the AFH, Consolidated Plan, Annual Action Plan, CAPER, and substantial amendments to any of the Consolidated Plan documents.

U.S. Department of Housing and Urban Development (HUD): This is the federal agency which administers and provides guidance for the Consolidated Plan Process and use of certain federal funds, including CDBG

Attachment: citizen participation plan 2019 (Approve the CDBG Five-Year Consolidated Plan 2019-2023)

ATTACHMENT D

CITIZEN PARTICIPATION

*** Proof of Publication ***

The Sentinel
Lee Central California Newspapers
P.O. Box 9
Hanford, CALIFORNIA 93232
PHONE 888-790-0915
Sentinel_Finance@lee.net

CITY OF HANFORD
APR 18 2019
ACCOUNTS PAYABLE

City of Hanford - Legals
Accounts Payable
315 N DOUTY ST
HANFORD CA 93230

ORDER NUMBER 89536

Publication- The Hanford Sentinel

State of California

County of Kings

I am a citizen of the United States and a resident of the county forsaid; I am over the age of eighteen years, and not a part to or interested in the above-entitled matter. I am the principal clerk of The Hanford Sentinel, a newspaper of general circulation, printed and published daily in the city of Hanford, County of Kings, and which newspaper has been adjudged a newspaper of general circulation by the superior court of the County of Kings, State of California, under the date of October 23, 1951, case number 11623.

That I know from my own personal knowledge the notice, of which the annexed is a printed copy (set in type not smaller than nonpareil), has been published in each regular and entire issue of said nespaper and not in any supplement thereof on the following dates, to wit:

Section: Legals
Category: 201 Public Notices
PUBLISHED ON: 04/13/2019

See Attached

TOTAL AD COST: 672.56
FILED ON: 4/15/2019

I certify (or declare) under penalty of perjury that the foregoing is true and correct.

Dated at Kings County, California

This Day 15 of April, 2019.

Signature _____

Attachment: Citizen Participation Development (Approve the CDBG Five-Year Consolidated Plan 2019-2023)

AD# 89536

AD#89536

NOTICE OF PUBLIC HEARING
CITY OF HANFORD
CORRECTION TO DATE OF PUBLIC HEARING
Community Development Block Grant (CDBG)
Consolidated Plan for 2019-2023, Annual CDBG Action Plan FY 2019-2020
Amendment to the CDBG Citizen Participation Plan
Update to the Analysis of Impediments to Fair Housing Choice (AI)

NOTICE IS HEREBY GIVEN that the City Council of the City of Hanford will hold a Public Hearing to receive public comment and consider approval of the proposed the Consolidated Plan for 2019-2023, Annual CDBG Action Plan, Analysis of Impediments to Fair Housing Choice and amended Citizen Participation Plan.

The City of Hanford will be adopting a Consolidated Plan for federal fiscal years 2019-2023. The Consolidated Plan is a five-year planning document that addresses housing and community development needs of Hanford. This summary is designed to give citizens, and interested parties of the City, an opportunity to comment on the 2019 Action Plan and the 2019-2023 Consolidated Plan. The two Plans were developed concurrently and will be combined in the first year of the five-year period.

THE 2019 ACTION PLAN: The City proposes to adopt its Action Plan for Federal Fiscal Year 2019. The City anticipates receiving approximately $599,519 from the CDBG Program, $80,000 in CDBG program income.

The Action Plan has been developed using an estimate of the amount of 2019 CDBG, entitlement funding that the City anticipates receiving from the U.S. Department of Housing and Urban Development (HUD). Funding amount revisions will be made to the activities in the Action Plan, should the exact amount of funding awarded by HUD differ from this estimate. The activities with the highest funding amounts are the highest priority activities. Those priorities will remain the same, regardless of the amount of funding received from HUD. An activity-funding amount revision will be based on the priorities and entitlement program's funding cap. The City will adhere to the Citizen Participation Plan amendment requirements, if an activity will be added to or cancelled from the Action Plan. The City may also use unprogrammed CDBG monies to fund 2019 CDBG activities, as needed and/or until the 2019 funds are made available from HUD.

FY 2019-2020 Activities proposed for funding include: Continuum of Care -- $10,000, Utility Assistance Program -- $15,000, Fair Housing-$7,000, Efforts to end Homelessness -- $58,000, Housing Rehabilitation -- $146,615, Housing Rehab Activity Delivery -- $16,000, Coe Park and Playground Improvements -- $156,000, Planning & Administration -- $135,904.

2-year projects: Longfield Center Improvements -- $30,000 (AP20 $25,000), LMA Pedestrian and Lighting Improvements -- $105,000 (AP20 $105,000),

Alternate Projects: The following projects will serve as other projects in the FY 2019-2020 Annual Action Plan. Projects may fund from the Alternate Projects List if additional funding is available or if a funded project is canceled or delayed beyond the grant year. Factors to be taken into consideration for selecting from the Alternate Projects list include priority rank on the list, available funding based on the funding caps (ex. Public Service Cap), eligibility of the project for the available funding source, and timeframe for completion concerning the time period for expending funds.

Additional funding for Primary List Public Service Subrecipients (Subject to Cap)

Kings County Community Action $58,000 (subject to Public Service Cap)

Longfield Center Improvements $25,000

LMA Pedestrian and Lighting Improvements $105,000

Housing Rehabilitation $100,000

First-time Homebuyer Assistance $150,000

Analysis of Impediments to Fair Housing Choice: The Analysis focuses on actions, omissions and decisions made because of race, color, religion, sex, disability, familial status or national origin, which restrict, or have the effect of restricting, housing choices or the availability of housing choices in the City of Hanford.

Public Review and Comment: Draft copies of the proposed the Consolidated Plan, Annual Action Plan and Citizen Participation Plan will be made available for a 30-day review period from March 29, 2019 to April 29, 2019. Comments may be submitted by mail to City of Hanford, Community Development Department, 317 North Douty St., Hanford, CA 93230.

PUBLIC HEARING: The City of Hanford will hold a public hearing on **May 7, 2019, at 7 p.m., (CORRECTION PRIOR NOTICE HAD May 14, 2019).** City Council Chambers, 400 North Douty St., Hanford CA 93230. All citizens, public agencies, and other interested parties may attend this hearing to offer their views and comments on the proposed Plans.

The City of Hanford is endeavoring to be in total compliance with the Americans with Disabilities Act. This material is available in alternate formats such as large print, upon request. If you are a non-English speaking resident or a citizen with speech or hearing impairments and wish to review the documents or comment at the Public Hearing or require any other form of assistance or auxiliary aids in order to participate at Public Hearings, please contact the City Clerk's Office at (559) 585-2515, as far in advance of the meeting as possible.

Aviso Público de la CIUDAD DE HANFORD
NUEVA DE FECHA DE AUDIENCIA PÚBLICA
Subsidio Global Para el Desarrollo de La Comunidad (CDBG)
Plan consolidado para 2019-2023,
Plan de Acción Anual de CDBG para el año fiscal 2019-2020
Enmienda al Plan de Participación Ciudadana
Actualización del análisis de los impedimentos para la elección de vivienda justa (AI)

SE HA DADO AQUÍ QUE el Concejo Municipal de la Ciudad de Hanford celebrará una Audiencia Pública para recibir comentarios públicos y considerar la aprobación del Plan Consolidado propuesto para 2019-2023, Plan de Acción Anual de CDBG, Análisis de Impedimentos para la Elección de Vivienda Justa y enmendado Plan de Participación Ciudadana.

La ciudad de Hanford adoptará un plan consolidado para los años fiscales federales 2019-2023. El Plan Consolidado es un documento de planificación de cinco años que aborda las necesidades de vivienda y desarrollo comunitario de Hanford. Este resumen está diseñado para brindar a los ciudadanos, y a las partes interesadas de la Ciudad, la oportunidad de comentar sobre el Plan de Acción 2019 y el Plan Consolidado 2019-2023. Los dos planes se desarrollaron simultáneamente y se combinarán en el primer año del período de cinco años.

EL PLAN DE ACCIÓN 2019: La Ciudad propone adoptar su Plan de Acción para el Año Fiscal Federal 2019. La Ciudad anticipa recibir aproximadamente $ 599,519 del Programa CDBG, $ 80,000 en ingresos del programa CDBG.

El Plan de acción se ha desarrollado utilizando una estimación de la cantidad de CDBG 2019, el financiamiento de derechos que la Ciudad anticipa recibir del Departamento de Vivienda y Desarrollo Urbano de los Estados Unidos (HUD). Las revisiones del monto del financiamiento se realizarán en las actividades del Plan de Acción, si el monto exacto de financiamiento otorgado por HUD difiere de este estimado. Las actividades con los montos más altos de financiamiento son las actividades de mayor prioridad. Esas prioridades seguirán siendo las mismas, independientemente de la cantidad de fondos recibidos de HUD. Una revisión de la cantidad de financiamiento de la actividad se basará en las prioridades y el límite de financiamiento del programa de derechos. La Ciudad se adherirá a los requisitos de enmienda del Plan de Participación Ciudadana, si se agregará o cancelará una actividad del Plan de Acción. La Ciudad también puede usar dinero de CDBG no programado para financiar las actividades de CDBG de 2019, según sea necesario y / o hasta que los fondos de 2019 estén disponibles a través de HUD.

Las actividades propuestas para financiamiento en el año fiscal 2019-2020 incluyen: Continuidad de la atención--$ 10,000, Programa de asistencia de servicios públicos -- $ 15,000, Vivienda justa -- $ 7,000, Esfuerzos para terminar con la falta de vivienda -- $ 58,000, Rehabilitación de vivienda - $ 146,615, Entrega de actividades de rehabilitación de vivienda-- $ 16,000 Mejoras en Coe Park y Playground--$ 156,000, Planificación y administración: $ 135,904.

Proyectos de 2 años: Mejoras en Longfield Center - $ 30,000 (AP20 $ 25,000), Mejoras de LMA para peatones e iluminación - $ 105,000 (AP20 $ 105,000),

Proyectos alternativos: Los siguientes proyectos servirán como otros proyectos en el Plan de acción anual del año fiscal 2019-2020. Los proyectos pueden financiarse de la Lista de proyectos alternativos si hay fondos adicionales disponibles o si un proyecto financiado se cancela o demora más allá del año de la subvención. Los factores que se deben tomar en consideración para seleccionar de la lista de proyectos alternativos incluyen: rango de prioridad en la lista, fondos disponibles basados en los límites de financiamiento (por ejemplo, límite del servicio público), elegibilidad del proyecto para la fuente de financiamiento disponible y el plazo para completar con respecto a Período de gasto de los fondos.

Financiamiento adicional para los destinatarios de servicios públicos de la lista principal (sujeto a límite)

Acción Comunitaria del Condado de Kings $ 58,000 (sujeto al límite de servicio público)

Mejoras en Longfield Center $ 25,000

Mejoras de iluminación y peatones de LMA $ 105,000

Rehabilitación de Vivienda $ 100,000

Asistencia para compradores de vivienda por primera vez $ 150,000

Análisis de los impedimentos para la elección de vivienda justa: El análisis se centra en las acciones, omisiones y decisiones tomadas por motivos de raza, color, religión, sexo, discapacidad, estado familiar u origen nacional, que restringen o tienen el efecto de restringir las opciones de vivienda o La disponibilidad de opciones de alojamiento en la ciudad de Hanford.

Revisión pública y comentario: Los borradores de las copias propuestas del Plan consolidado, Plan de acción anual y Plan de participación ciudadana estarán disponibles para un período de revisión de 30 días desde el 29 de marzo de 2019 hasta el 29 de abril de 2019.

Los comentarios se pueden enviar por correo a la Ciudad de Hanford, Departamento de Desarrollo Comunitario, 317 North Douty St., Hanford, CA 93230.

AUDIENCIA PÚBLICA: La Ciudad de Hanford celebrará una audiencia pública el 7 de mayo de 2019, a las 7 pm, en las cámaras del Concejo Municipal, 400 North Douty St., Hanford CA 93230. Todos los ciudadanos, agencias públicas y otras partes interesadas podrán asistir a esta audiencia Ofrecer sus opiniones y comentarios sobre los Planes propuestos.

La ciudad de Hanford se esfuerza por cumplir totalmente con la Ley de Estadounidenses con Discapacidades. Este material está disponible en formatos alternativos, como letra grande, para personas con discapacidades, previa solicitud. Si usted es un residente que no habla inglés o un ciudadano con discapacidades auditivas o del habla y desea revisar los documentos o los comentarios en la Audiencia Pública o necesita otra forma de asistencia o ayuda auxiliar para participar en las Audiencias Públicas, comuníquese con Oficina de la Secretaría Municipal al (559) 585-2515, con la mayor anticipación posible a la reunión.

Publish April 13, 2019

Q1 Community Facilities

Answered: 635 Skipped: 36

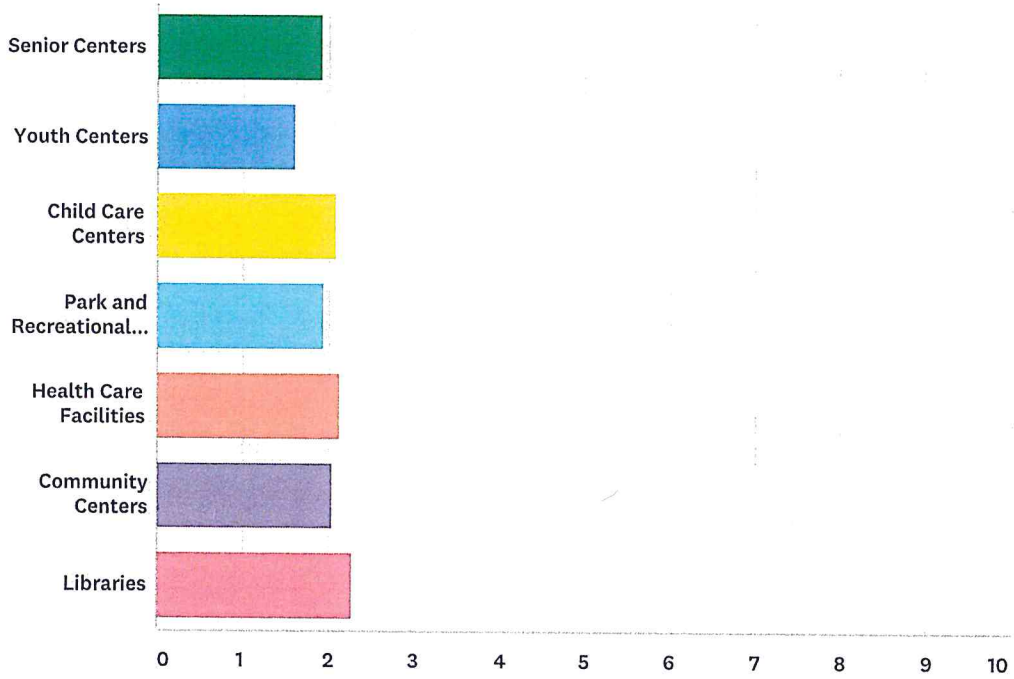

	HIGH NEED	MEDIUM NEED	LOW	NO NEED	TOTAL	WEIGHTED AVERAGE
Senior Centers	39.04% 235	37.71% 227	15.61% 94	7.64% 46	602	1.92
Youth Centers	58.58% 355	26.73% 162	8.58% 52	6.11% 37	606	1.62
Child Care Centers	34.69% 205	32.49% 192	21.66% 128	11.17% 66	591	2.09
Park and Recreational Facilities	40.40% 242	33.72% 202	17.53% 105	8.35% 50	599	1.94
Health Care Facilities	33.79% 197	31.56% 184	22.64% 132	12.01% 70	583	2.13

Community Centers	35.16% 205	34.13% 199	20.41% 119	10.29% 60	583	2.06
Libraries	27.23% 159	31.16% 182	27.74% 162	13.87% 81	584	2.28

Q2 INFRASTRUCTURE

Answered: 638 Skipped: 33

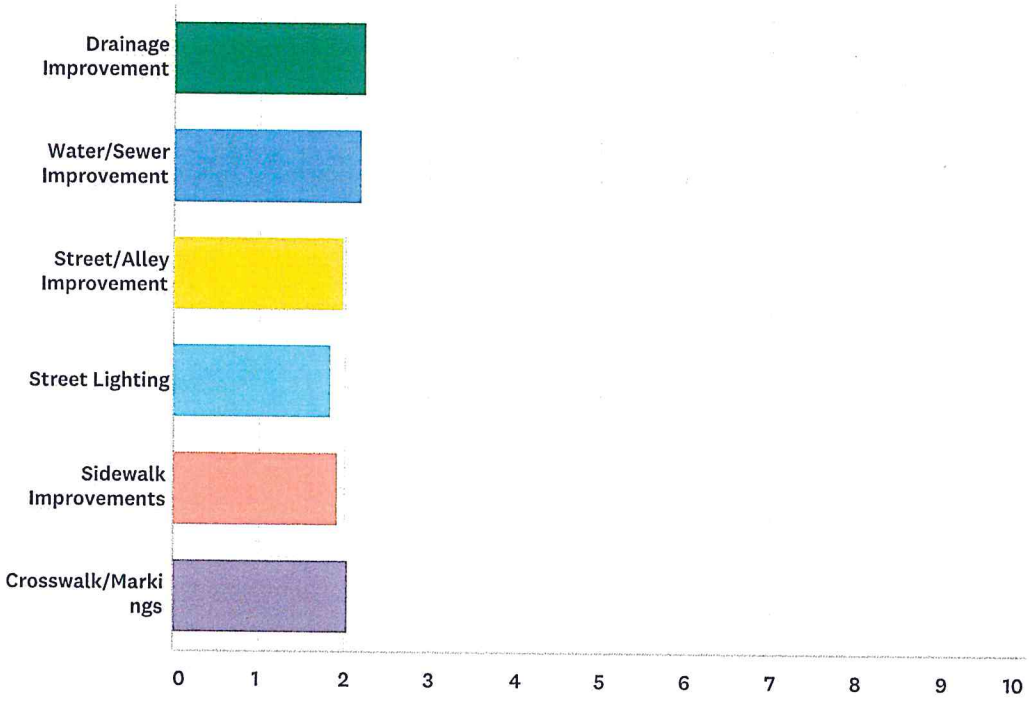

	HIGH NEED	MEDIUM NEED	LOW NEED	NO NEED	TOTAL	WEIGHTED AVERAGE
Drainage Improvement	24.91% 142	35.96% 205	29.82% 170	9.30% 53	570	2.24
Water/Sewer Improvement	29.56% 167	29.73% 168	31.86% 180	8.85% 50	565	2.20
Street/Alley Improvement	37.28% 214	33.10% 190	22.47% 129	7.14% 41	574	1.99

Street Lighting	45.71% 272	29.58% 176	19.66% 117	5.04% 30	595	1.84
Sidewalk Improvements	40.94% 244	32.72% 195	20.13% 120	6.21% 37	596	1.92
Crosswalk/Markings	35.52% 206	30.86% 179	26.72% 155	6.90% 40	580	2.05

Q3 COMMUNITY SERVICES

Answered: 634 Skipped: 37



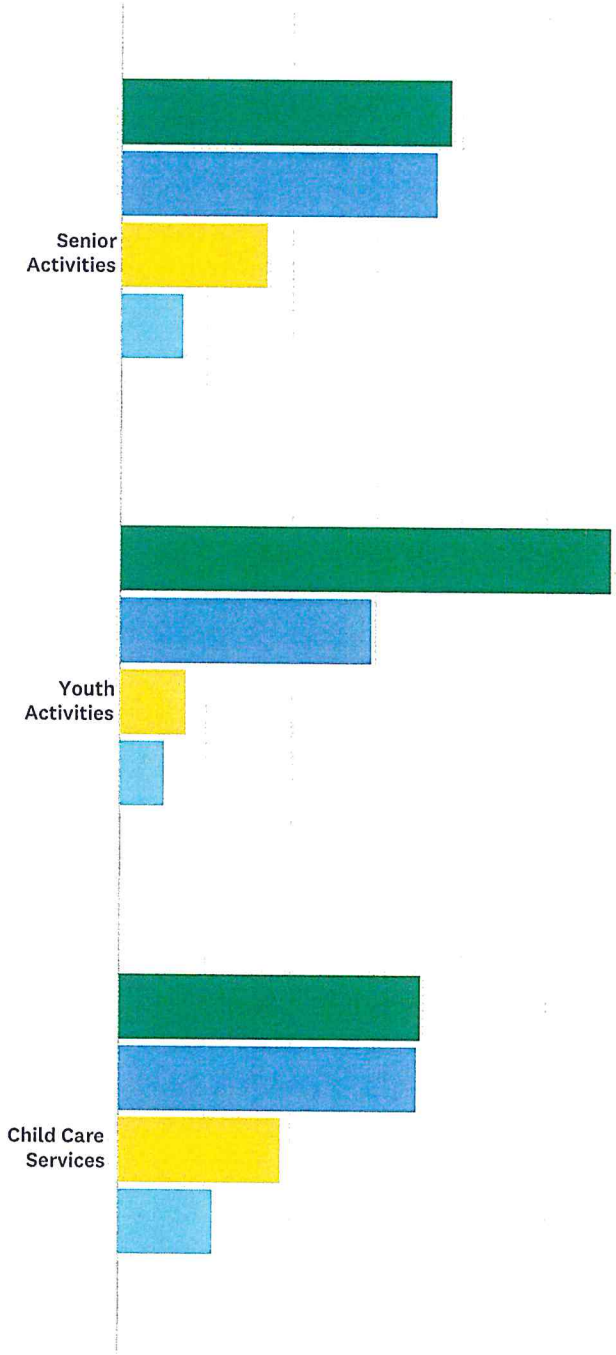
Senior Activities
Youth Activities
Child Care Services

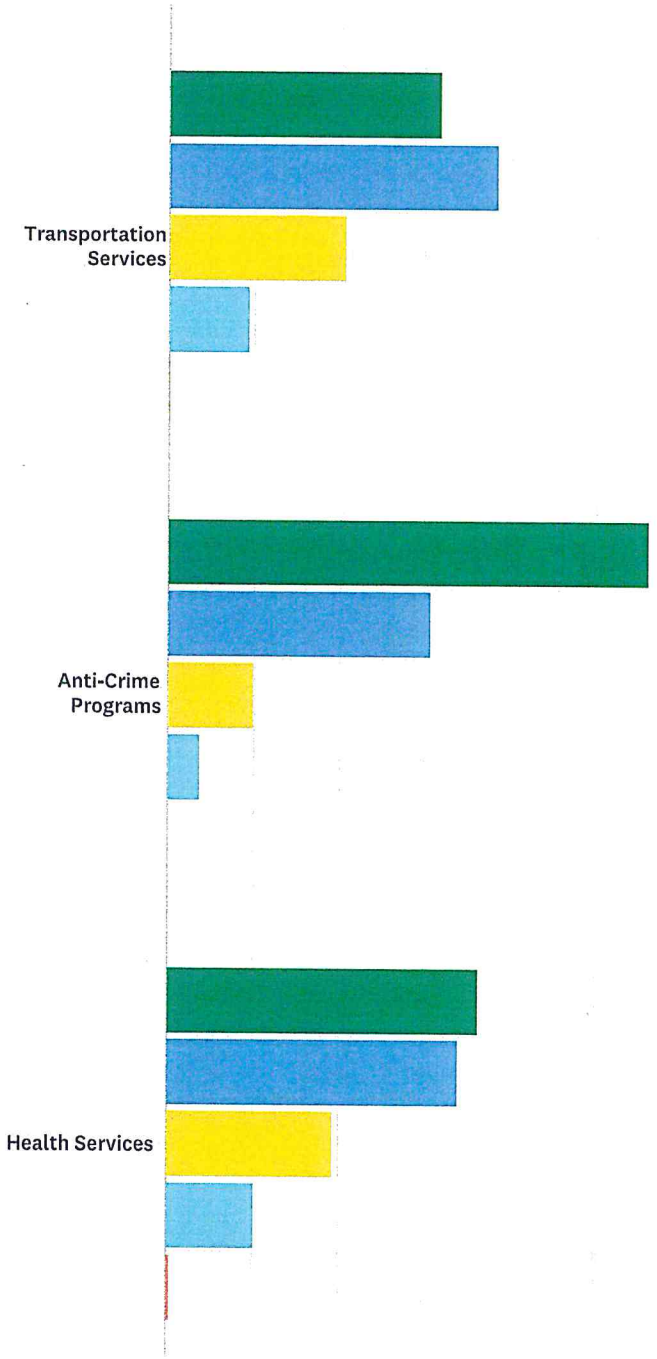
Transportation Services
Anti-Crime Programs
Health Services

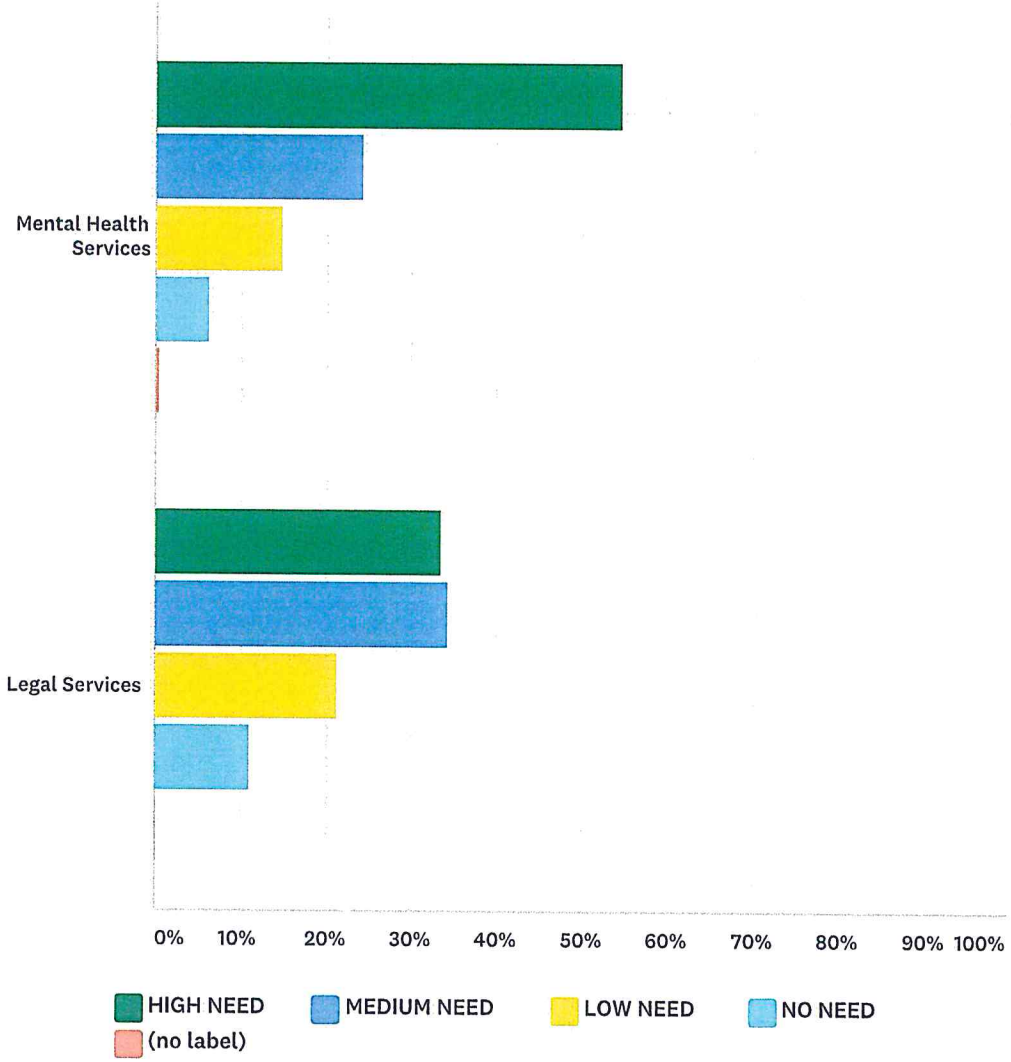

	HIGH NEED	MEDIUM NEED	LOW NEED	NO NEED	(NO LABEL)	TOTAL RESPONDENTS
Tenant-Landlord Counseling	20.73% 114	28.18% 155	28.73% 158	21.64% 119	0.91% 5	550
Food Banks	35.78% 205	35.60% 204	16.40% 94	12.22% 70	0.17% 1	573
Senior Activities	38.62% 229	37.10% 220	17.20% 102	7.42% 44	0.17% 1	593

Youth Activities	57.43% 340	29.56% 175	7.77% 46	5.24% 31	0.17% 1	592
Child Care Services	35.29% 204	34.95% 202	19.03% 110	11.07% 64	0.17% 1	578
Transportation Services	31.72% 183	38.47% 222	20.80% 120	9.36% 54	0.17% 1	577
Anti-Crime Programs	56.27% 332	30.68% 181	10.00% 59	3.73% 22	0.00% 0	590
Health Services	36.40% 210	34.14% 197	19.41% 112	10.23% 59	0.35% 2	577
Mental Health Services	54.67% 322	24.28% 143	14.77% 87	6.28% 37	0.34% 2	589
Legal Services	33.56% 194	34.26% 198	21.28% 123	11.07% 64	0.17% 1	578

Q4 NEIGHBORHOOD SERVICES

Answered: 642 Skipped: 29

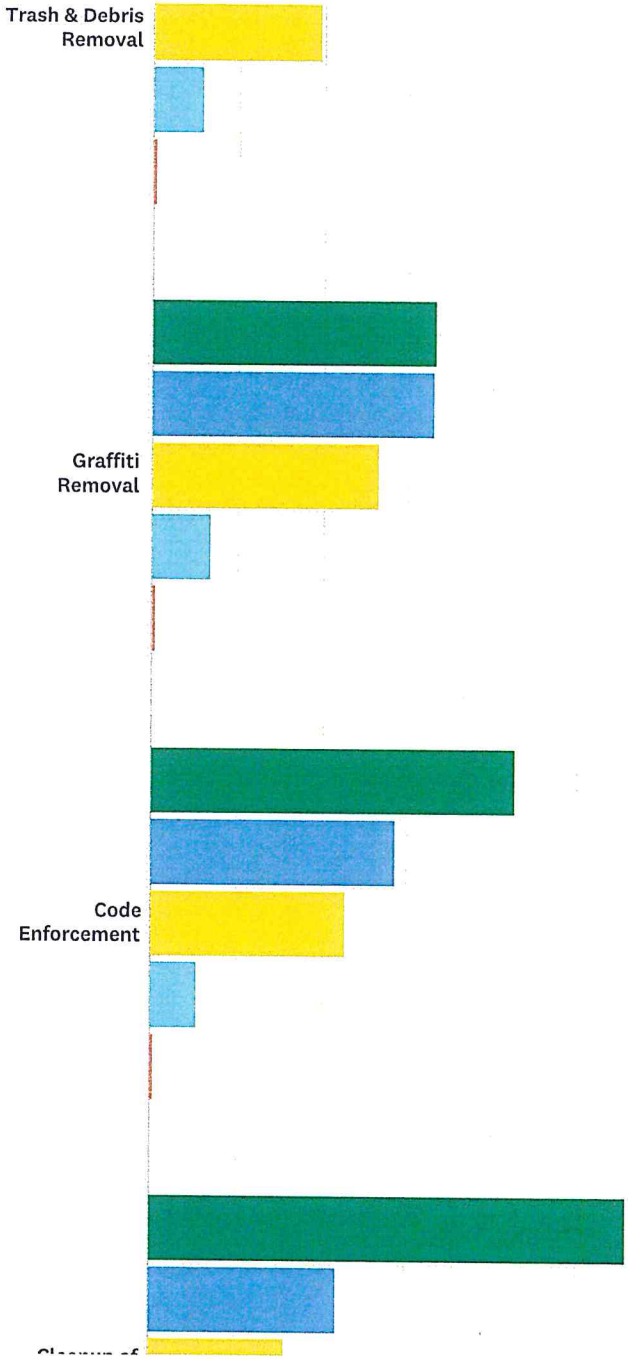
Trash & Debris Removal
Graffiti Removal
Code Enforcement

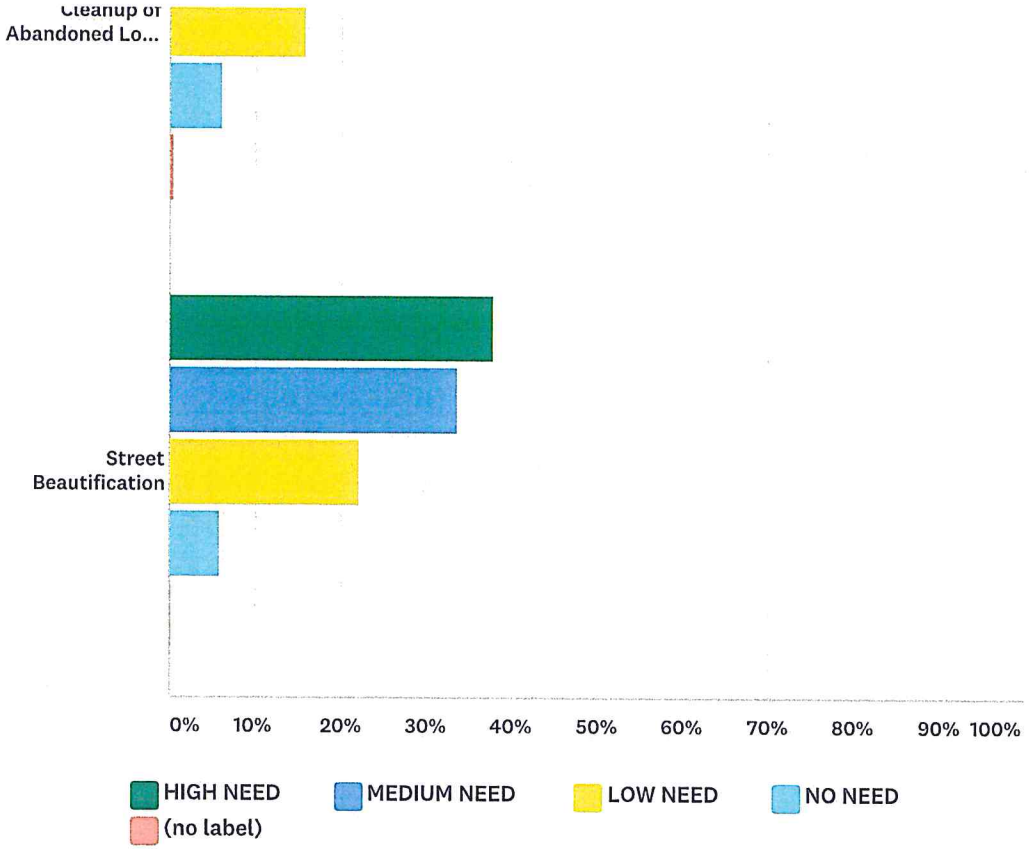

	HIGH NEED	MEDIUM NEED	LOW NEED	NO NEED	(NO LABEL)	TOTAL
Tree Planting	30.26% 177	32.99% 193	26.67% 156	10.09% 59	0.00% 0	585
Trash & Debris Removal	41.86% 252	32.23% 194	19.77% 119	5.81% 35	0.33% 2	602
Graffiti Removal	33.16% 193	32.99% 192	26.63% 155	6.87% 40	0.34% 2	582
Code Enforcement	42.74% 256	28.71% 172	22.87% 137	5.34% 32	0.33% 2	599
Cleanup of Abandoned Lots and Buildings	55.79% 342	22.02% 135	15.82% 97	6.04% 37	0.33% 2	613
Street Beautification	37.94% 225	33.73% 200	22.26% 132	5.90% 35	0.17% 1	593

Q5 SPECIAL NEEDS SERVICES

Answered: 613 Skipped: 58

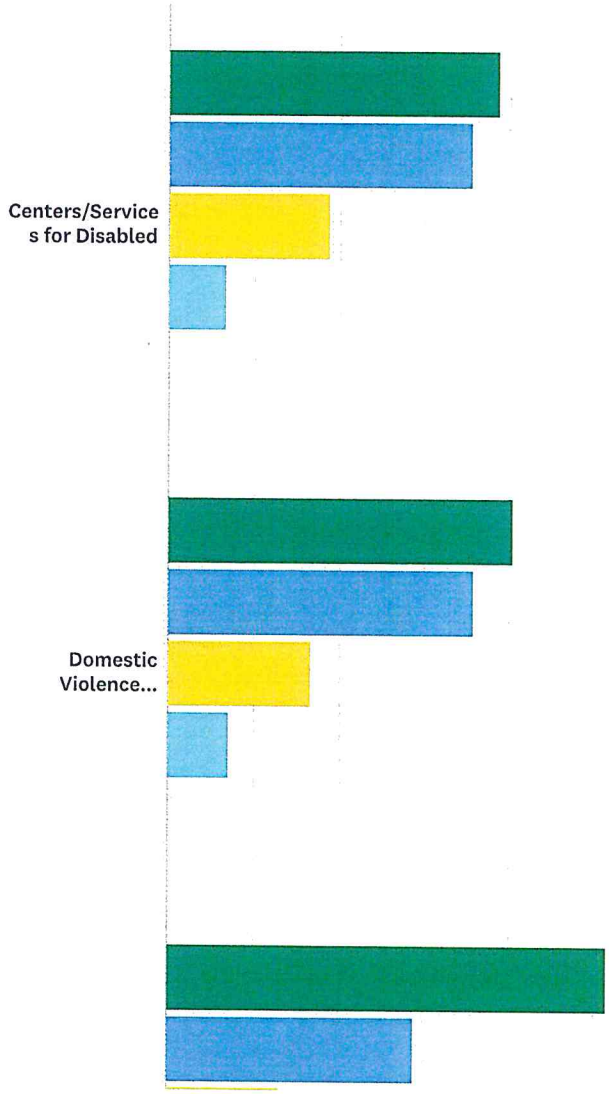

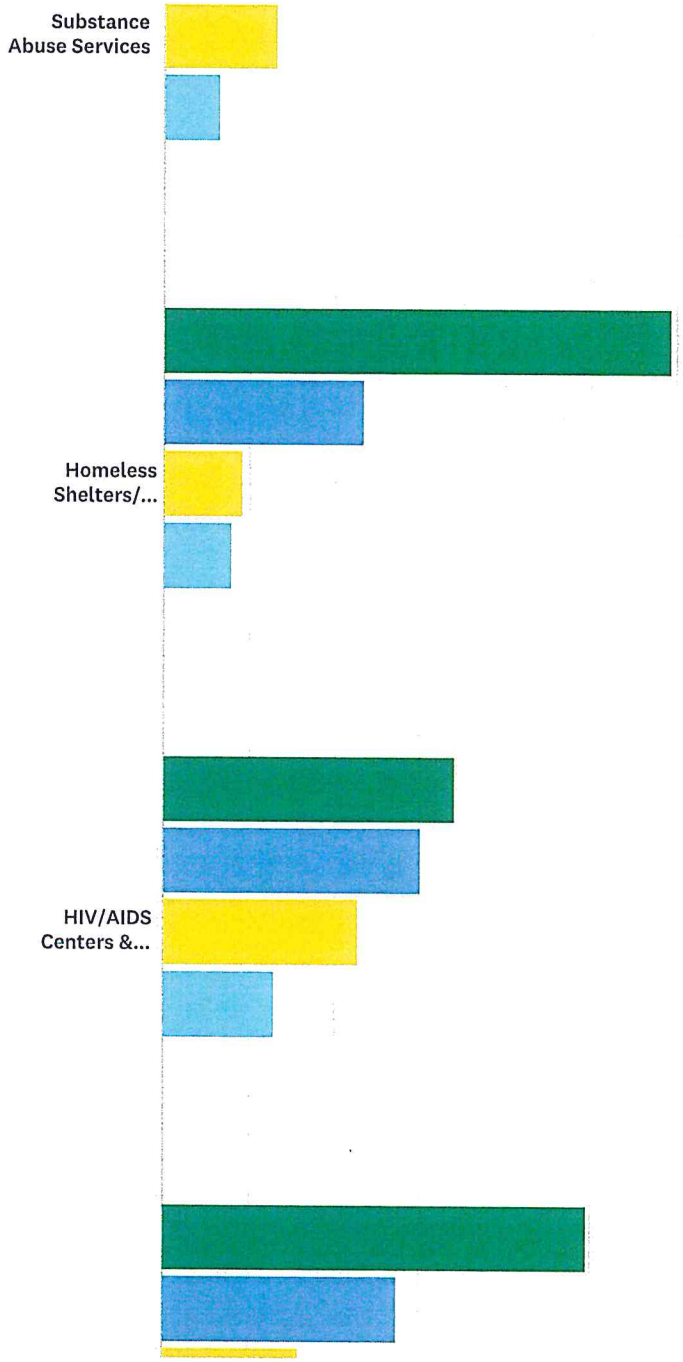
Substance Abuse Services
Homeless Shelters/...
HIV/AIDS Centers &...

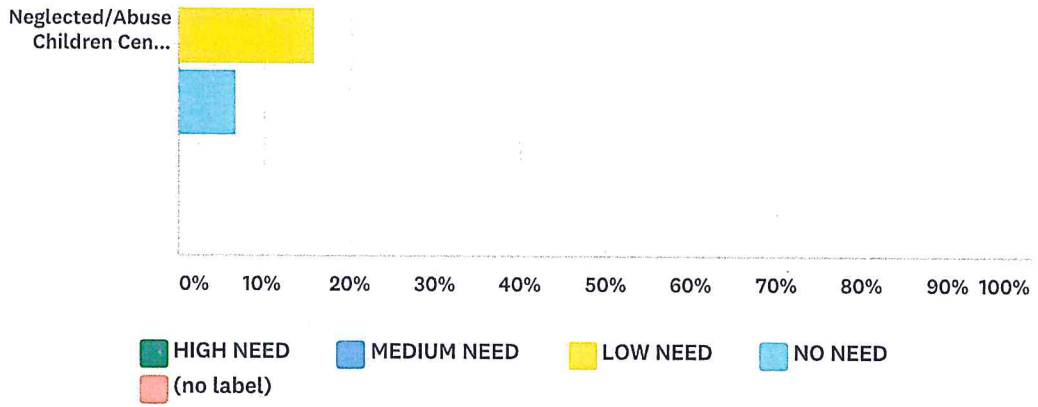

	HIGH NEED	MEDIUM NEED	LOW NEED	NO NEED	(NO LABEL)	TOTAL
Centers/Services for Disabled	38.72% 223	35.59% 205	18.92% 109	6.60% 38	0.17% 1	576
Domestic Violence Services	40.38% 235	35.74% 208	16.67% 97	7.22% 42	0.00% 0	582
Substance Abuse Services	51.37% 300	28.94% 169	13.18% 77	6.51% 38	0.00% 0	584
Homeless Shelters/ Services	59.33% 356	23.50% 141	9.17% 55	8.00% 48	0.00% 0	600
HIV/AIDS Centers & Services	34.02% 182	30.09% 161	22.80% 122	12.90% 69	0.19% 1	535
Neglected/Abuse Children Center and Services	49.63% 271	27.47% 150	15.93% 87	6.78% 37	0.18% 1	546

Q6 BUSINESSES & JOBS

Answered: 567 Skipped: 104

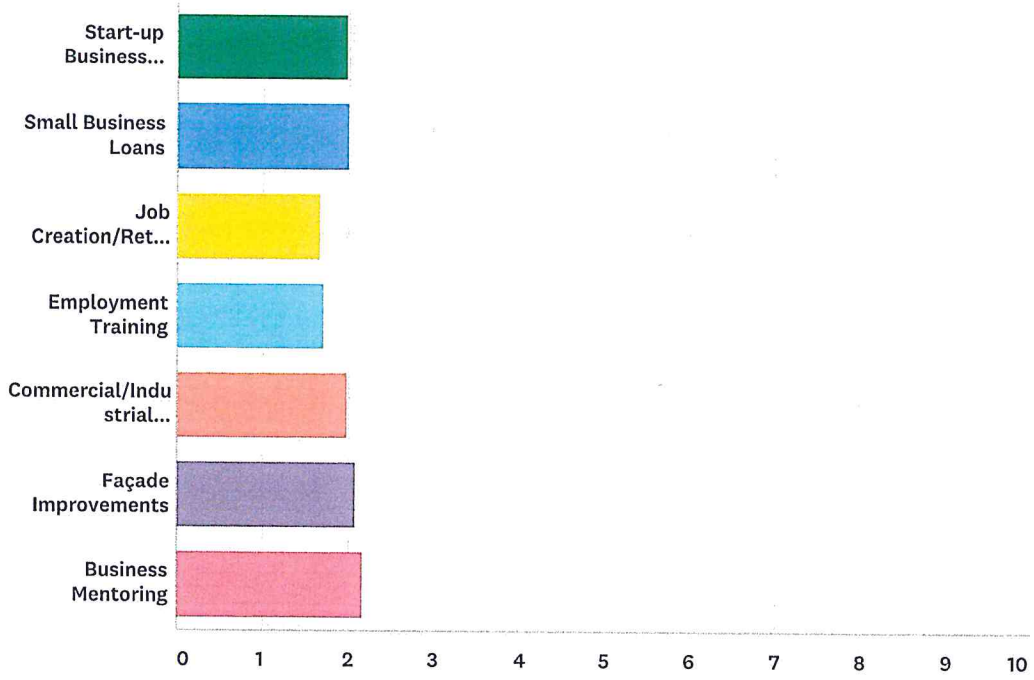

	HIGH NEED	MEDIUM NEED	LOW NEED	NO NEED	(NO LABEL)	TOTAL	WEIGHTED AVERAGE
Start-up Business Assistance	37.06% 202	35.60% 194	18.53% 101	8.81% 48	0.00% 0	545	1.99
Small Business Loans	34.33% 183	39.96% 213	16.89% 90	8.82% 47	0.00% 0	533	2.00
Job Creation/Retention	54.90% 297	29.39% 159	9.43% 51	6.28% 34	0.00% 0	541	1.67
Employment Training	52.12% 283	31.12% 169	10.13% 55	6.63% 36	0.00% 0	543	1.71
Commercial/Industrial Rehabilitation	36.67% 176	36.25% 174	18.54% 89	8.54% 41	0.00% 0	480	1.99
Façade Improvements	30.58% 159	38.85% 202	21.35% 111	9.23% 48	0.00% 0	520	2.09
Business Mentoring	27.64% 144	38.39% 200	22.84% 119	11.13% 58	0.00% 0	521	2.17

Q7 HOUSING

Answered: 605 Skipped: 66

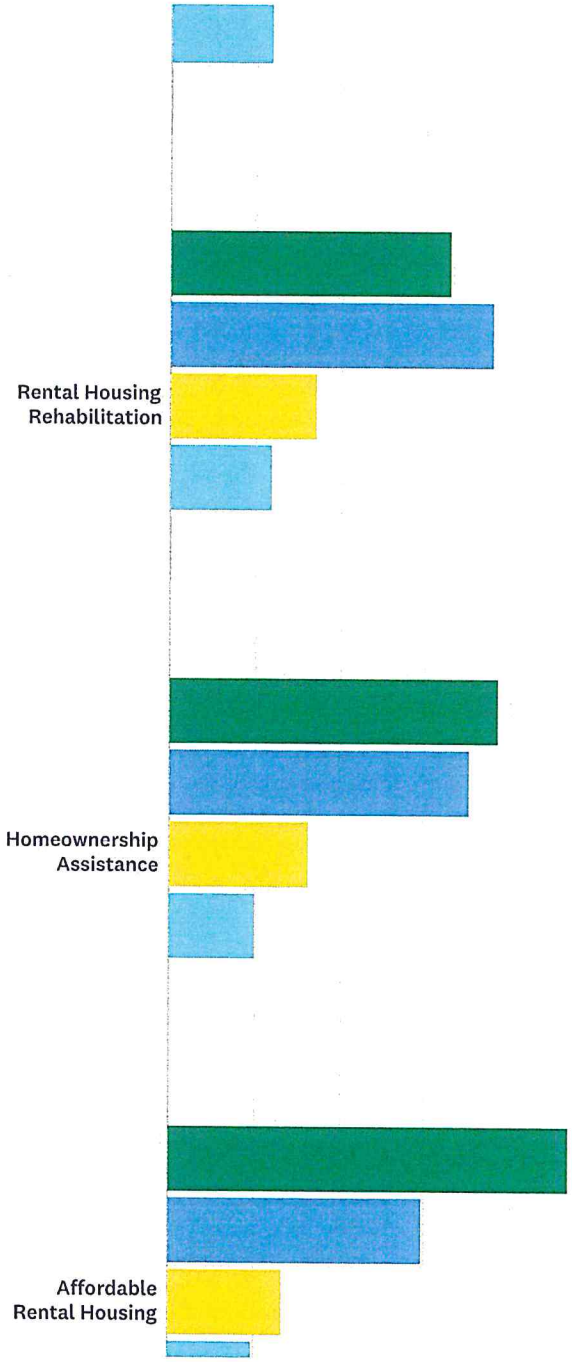
Rental Housing Rehabilitation
Homeownership Assistance
Affordable Rental Housing

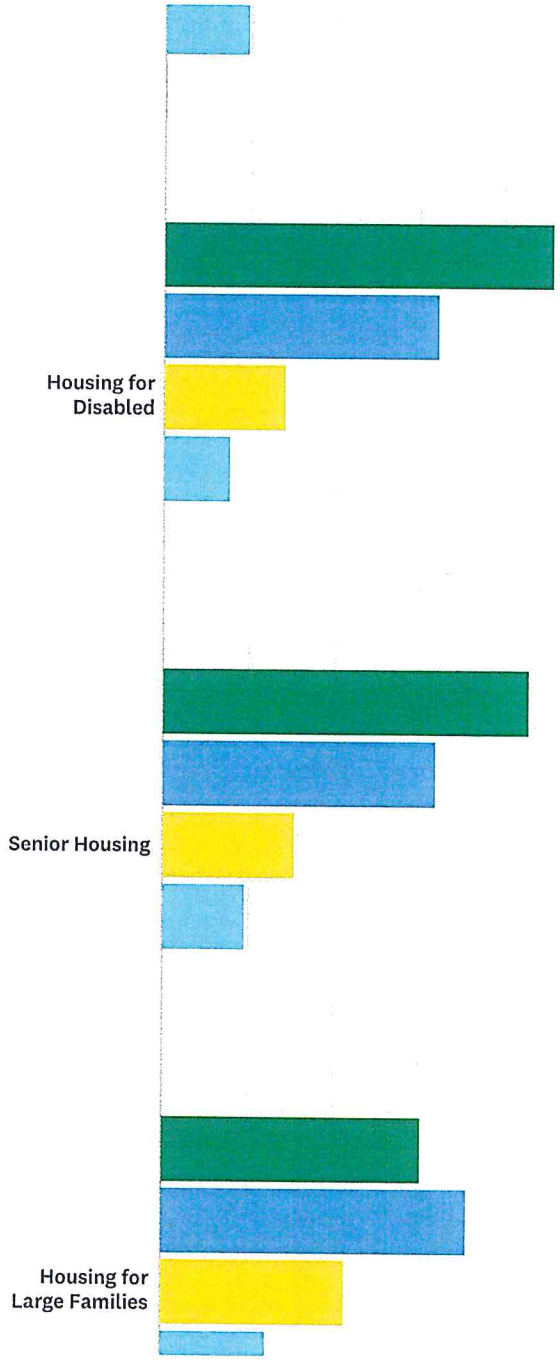
Housing for Disabled
Senior Housing
Housing for Large Families


Fair Housing Services
Lead-Based Paint...
Energy Efficient...

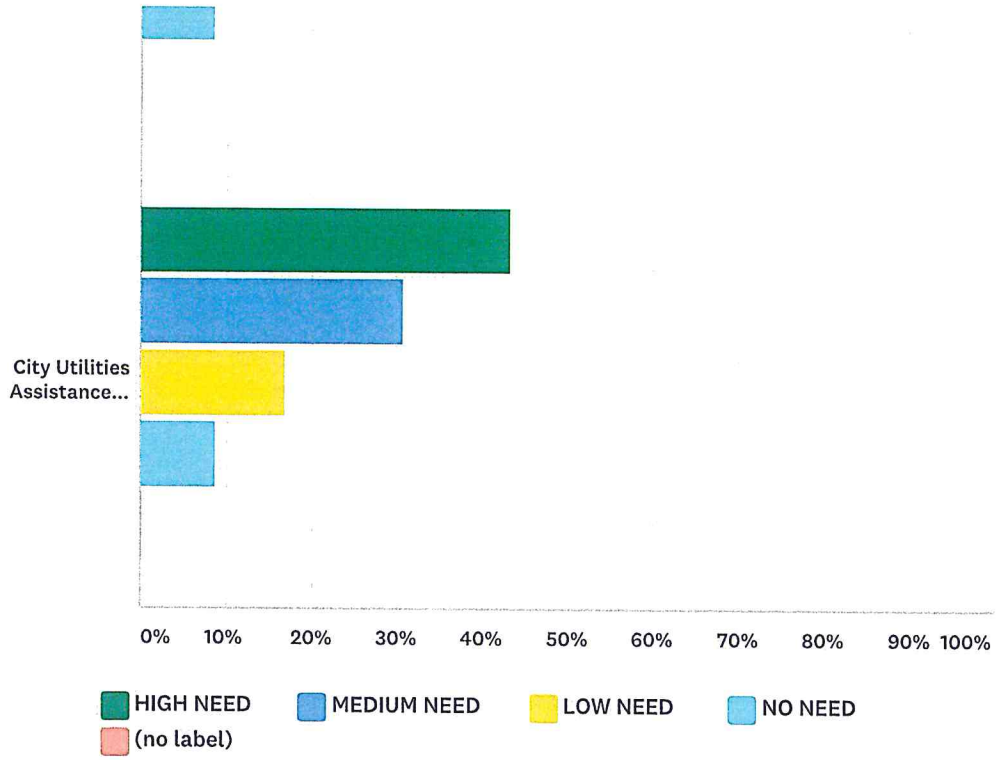

	HIGH NEED	MEDIUM NEED	LOW NEED	NO NEED	(NO LABEL)	TOTAL
Accessibility Improvements	28.23% 155	36.79% 202	24.59% 135	10.20% 56	0.18% 1	549
Ownership Housing Rehabilitation	35.07% 195	37.77% 210	17.09% 95	9.53% 53	0.54% 3	556
Minor Repairs	31.79% 172	37.71% 204	18.48% 100	11.83% 64	0.18% 1	541
Rental Housing Rehabilitation	32.85% 183	37.88% 211	17.24% 96	11.85% 66	0.18% 1	557
Homeownership Assistance	38.54% 217	35.17% 198	16.34% 92	9.95% 56	0.00% 0	563
Affordable Rental Housing	46.91% 266	29.63% 168	13.40% 76	9.88% 56	0.18% 1	567
Housing for Disabled	45.63% 256	32.26% 181	14.26% 80	7.84% 44	0.00% 0	561

Senior Housing	42.83% 242	32.04% 181	15.58% 88	9.56% 54	0.00% 0	565
Housing for Large Families	30.32% 168	35.74% 198	21.48% 119	12.27% 68	0.18% 1	554
Fair Housing Services	32.55% 180	32.01% 177	22.60% 125	12.66% 70	0.18% 1	553
Lead-Based Paint Test/Abatement	32.06% 176	27.50% 151	27.87% 153	12.20% 67	0.36% 2	549
Energy Efficient Improvements	42.40% 237	33.99% 190	14.85% 83	8.59% 48	0.18% 1	559
City Utilities Assistance (water, garbage & sewer)	43.22% 239	30.74% 170	17.00% 94	8.86% 49	0.18% 1	553

Q8 PLEASE CHOOSE ONE

Answered: 548 Skipped: 123

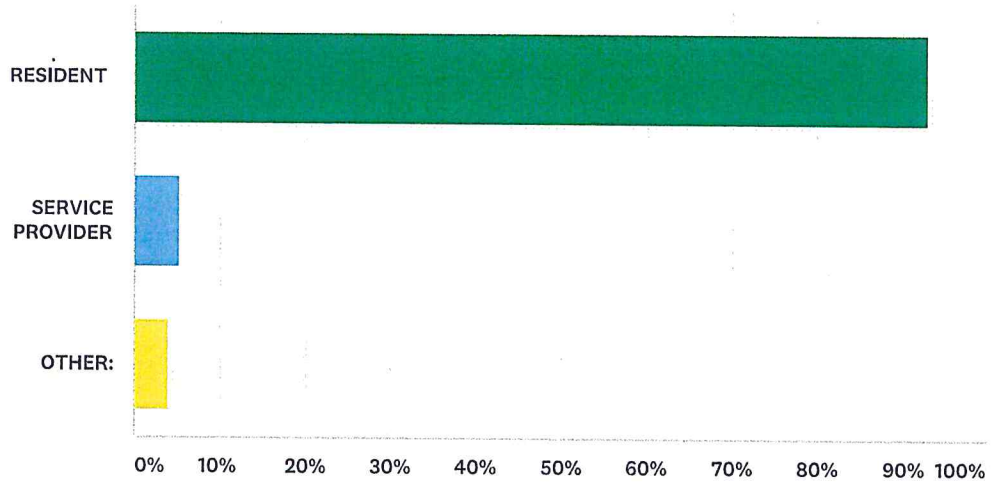

ANSWER CHOICES	RESPONSES	
RESIDENT	92.88%	509
SERVICE PROVIDER	5.29%	29

OTHER:	4.01%	22
Total Respondents: 548		

Q9 PLEASE CHECK ALL THAT APPLY

Answered: 596 Skipped: 75

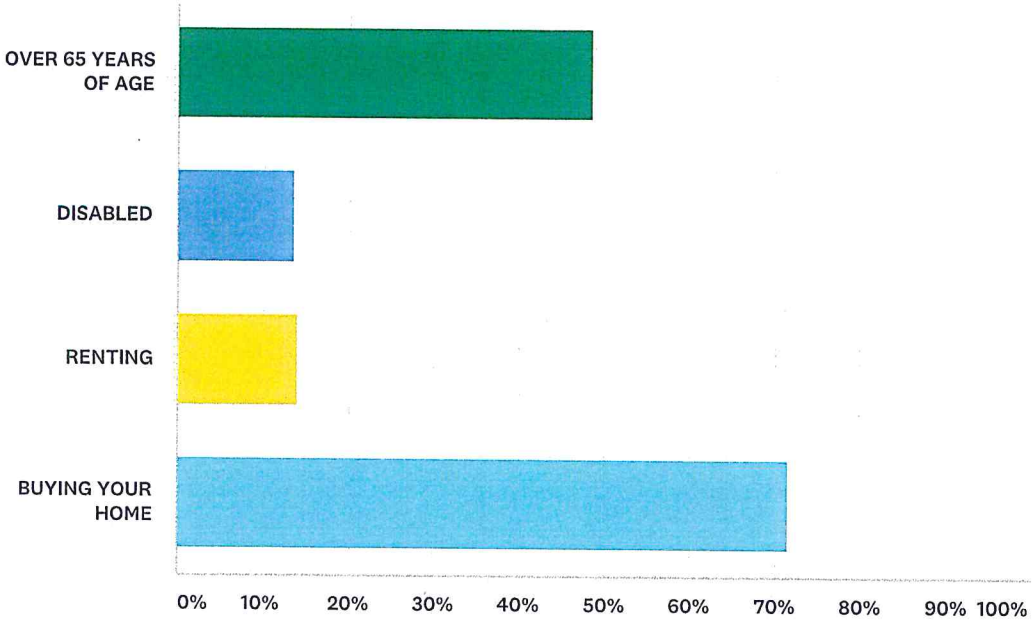

ANSWER CHOICES	RESPONSES	
OVER 65 YEARS OF AGE	48.49%	289
DISABLED	13.59%	81
RENTING	14.09%	84
BUYING YOUR HOME	71.48%	426
Total Respondents: 596		

Q10 PLEASE WRITE-IN ANY NEEDS NOT LISTED

Answered: 177 Skipped: 494

Q10 PLEASE WRITE-IN ANY NEEDS NOT LISTED

Answered: 177 Skipped: 494

#	RESPONSES	DATE
1	street sweeping	1/22/2019 11:40 PM
2	we need centers like YMCA. more activity centers, soccer complex and small bus, assistance for downtown. put a soccer complex next to the hidden valley. please	1/22/2019 11:38 PM
3	covered playground areas such as freedom park. in the summer the equipment is too hot to use. made summer programs for working parents for the children.	1/22/2019 11:34 PM
4	trap and release programs, animal shelters (no kill), structure repair, (senior home ownership)	1/22/2019 11:28 PM
5	trees, benches, walkway's on empty lot @ hidden valley park west of canal. cement walkways for seniors on wheelchairs or walkers also for babies on strollers	1/22/2019 11:23 PM
6	no crosswalk on brown and 10th st. no stop sign -just yield.	1/22/2019 11:15 PM
7	park space near the housing development. drop the hidden valley park and let the park acreage go towards park and the entire city	1/22/2019 8:36 PM
8	just purchased a house here. too soon to fill this up	1/22/2019 8:25 PM
9	downtown hanford looks awful. the trees needs to be trimmed, the plants needs to be taken care of and the sidewalks are in disrepair. it is very dangerous at night. homeless camps need to be cleaned up	1/22/2019 6:03 PM
10	our beautiful city has been over taken by drug addict and homeless. all city funds should be spend to address these immediate safety issues.	1/22/2019 6:00 PM
11	1. even out the disparity between a male access/funding source vs women ie. if police called for help women made calls are not taken seriously. more crimes against women than men. 2. there is no or little assistance helping women get services or aid	1/22/2019 5:35 PM
12	increase free dump days- double current amount allowed, pet friendly homeless shelter, animal shelter signs- residents don't know where the shelter is	1/22/2019 5:27 PM
13	you need to stop mechanics from coming home from work and start working on other cars they have parked all around the house looks stacky. id refer to one in particular. i believe on the corner of robin or sparrow or osprey also across mechanic people there have 3 dogs that bark all day and night. we go to work early with hardly no sleep and its annoying. please do something.	1/22/2019 5:09 PM
14	Increased support services and housing (also skilled care and board & care) for elders age of 65 and older.	1/15/2019 9:39 AM
15	I think we need more lights on the alleys and on 6th street its very dark and it gets dangers	1/4/2019 1:10 PM
16	There should be little assistance given for people, citizens and non-citizens alike for aid, assistance or shelter when they do not contribute to the vitality of the city. If they don't care to be responsible living humans then they should be left to care for themselves. It is un-American to provide overwhelming aid to homeless and criminal elements within the community and undercut the businesses and citizens who contribute and provide for the majority who enjoy living in the city. Any acts of federal or state funds or grants should be decided by the people, not the city council, major or locally elected officials. Any decisions considered must be fully vetted in open forum for all city citizens to have full visibility on the ideas of the community and elected officials.	1/4/2019 9:21 AM
17	Do not need a homeless service center at all. Instead need housing and jobs through established and successful organizations	1/3/2019 5:49 PM
18	More government services for the prevention of over population of companion cats and dogs and feral/strays by providing no cost spay and neuter for low to no income families with a limited amount of no cost per individual/family per year/life time to prevent unnecessary deaths, abandonments, abuse, neglect, etc to all in the community.	12/5/2018 1:53 AM
19	clean up neighbours. junk is all over this city-code enforcement/	12/5/2018 12:51 AM

Attachment: Citizen Participation Development (Approve the CDBG Five-Year Consolidated Plan 2019-2023)

20	crosswalk	12/5/2018 12:04 AM
21	have home owners/renters clean up property, i.e derelict vehicles infront yard and on streets, trash removal	12/4/2018 11:56 PM
22	possible speed bumps on residential or children at play sights, young drivers are getting reckless and speeding.	12/4/2018 11:45 PM
23	TRAFFIC IS A HUGE CONCERN. CHILDREN ARE NOT SAFE IN SPEEDING CARS. THE LACK OF POLICE FOR SPEEDERS IS REALLY BAD. FARGO AWFUL TRUCKS	12/4/2018 11:39 PM
24	NEED TO ENFORCE LAW WHEN PEOPLE LET THE FRONT YARD GET A MESS WITH WEEDS AND ALL LAWN AND PLANTS TO DIE.	12/4/2018 6:09 PM
25	RENT PAYMENT ASSISTANCE FOR TENANTS TO HELP LANDLORD KEEP RENTAL PROPERTIES AVAILABLE TO LOW INCOME FOLKS.	12/4/2018 5:03 PM
26	move homeless services out of historic district. stop doing for citizen what they should do for themselves.	12/4/2018 4:53 PM
27	WATER AND UTILITIES HAVE GONE UP A LOT IN THE PAST FEW YEARS	12/4/2018 4:35 PM
28	THE HOMELESS SITUATION IS COMPLETELY OUT OF CONTROL. THE MESS THEY ARE CREATING IS DANGEROUS TO HEALTH OF EVERYONE. THEY SHOULD BE RESPONSIBLE OF CLEANING IT UP.	12/4/2018 4:01 PM
29	HOMELESS BLIGTH GARBAGE REMOVAL CREATED BY THE HOMELESS	12/4/2018 3:59 PM
30	LAW ENFORCEMENT MEETING WITH NEIGHBOURS	12/4/2018 3:43 PM
31	CUT AS MUCH REGULATION AS POSSIBLE, GIVE MORE RESPONSIBILITIES TO CURRENT WORKERS AND ELIMINATE SOME FAT.	12/4/2018 3:40 PM
32	ENFORCE TRASH CAN CODES. PROPERTY OWNERS NEED TO MAINTAIN ALL PROPERTIES, TOO MANY HOMES ARE AN EYESORE.	12/4/2018 12:33 AM
33	DRAINAGE, CURBS AND GUTTER IN THE SHORT ACRES, PERALTA WAY, 1800 BLOCK, LEONI STREET AND MC CREARY.	12/4/2018 12:10 AM
34	BASKETBALL COURTS IN THE PARKS, 2 BIG PARKS AND NO BASKETBALL COURTS, NO ACCESS TO COURTS IN SCHOOL GROUNDS.THE NEW STREET PAVEMENTS IS LOW QUALITY	12/4/2018 12:06 AM
35	RENT PAYMENT ASSISTANCE FOR TENANTS TO HELP LANDLORD KEEP RENTAL PAYMENT	12/1/2018 5:22 AM
36	WE HAVE CALLED TO REPORT A NEIGHBOR WHO HAS NOT TAKEN BLACK TRASH CAN OUT OF THE STREETS FOR APPROX 10 WEEKS, CLEANER CANNOT CLEAN PROPERLY.	12/1/2018 5:15 AM
37	BETTER COMMUNICATION WITH COMMUNITY. BETTER PRICING FOR UTILITIES BECAUSE WE PAY A LOT FOR REALLY UNCLEAR WATER	12/1/2018 5:10 AM
38	KEEPING OUR NEIGHBORHOOD NEAT. TRUCKS AND CARS IN FRONT LOANS TRAILERS ON THE STREETS NOT MOVED FOR MONTHS OR YEARS. ROSEWOODS LW HAS 3 HOUSES NEED TO BE LOOKED AT	12/1/2018 5:06 AM
39	YOU HAVE COMMUNITY CENTERS, BEAUTIFUL SCHOOLS BUT NEVER OPENED FOR THE KIDS AT NIGHT OR WEEKENDS. THEY NEED A PLACE TO PLAY ON WEEKENDS	11/30/2018 10:33 PM
40	ON GRANGVILLE BEFORE ELAINE WE HAVE THE WORST WALL/FENCE DIVIDER ALWAYS BEING VANDALIZED NOT TO MENTION THE WORST LANDSCAPE COMPARE TO ALL SURROUNDING AREAS	11/30/2018 6:40 AM
41	COMPLIANCE TO KEEPING HOE PROPERLY CLEAR OF GARAGE AND ASSISTANCE TO PAY CITY UTILITY	11/30/2018 6:26 AM
42	PLANNED PARENTHOOD/ABORTION CLINIC	11/30/2018 6:11 AM
43	PRO ACTIVE CODE ENFORCEMENT. TO REMOVE JUNKED, ABANDONED OR DISABLED VEHICLE FROM THE STREETS AND DRIVE WAYS	11/30/2018 5:49 AM
44	MORE PARKS, GREEN SPACE, WALKING AND BIKING PATHS THAT ARE SEPARATE FROM THE STREETS.	11/30/2018 5:28 AM
45	STOP! THE GOV'T POISON THE WATER SYSTEM. DE POPULATION AGENDA	11/30/2018 4:36 AM

Attachment: Citizen Participation Development (Approve the CDBG Five-Year Consolidated Plan 2019-2023)

46	WE DON'T HAVE STREET LIGHTS IN MY STREETS.	11/30/2018 4:18 AM
47	HANFORD NEED ROAD REPAIRS, MAJOR STREET LIGHTING MORE BUSINESS RESTAURANT IN HANFORD.	11/30/2018 4:16 AM
48	EASE UP ON NEW BUSINESS STARTING REQUIREMENTS- WELCOME AND ASSIST NEW BUSINESS, WORK WITH BUSINESS, CODE OF ENFORCEMENT IS SOMETIMES OUT OF CONTROL.	11/30/2018 2:57 AM
49	LIT CROSSROAD ON 11TH PIONEER MIDDLE SCHOOL CHILDREN, LADDER (QUINT FIRE TRUCK 105	11/30/2018 2:42 AM
50	YOU NEED TO GET THE HOMELESS CRIMINALS OUT OF TOWN & LEAVE BUSINESS ALONE.	11/30/2018 2:37 AM
51	PRICE FOR GARBAGE PICK UP FOR ONE PERSON IS TOO HIGH	11/30/2018 2:15 AM
52	WE NEED TO CLEAN BLIGHT ESPECIALLY HUME AVENUE AND SURROUNDING AREAS. CODE ENFORCER (OFFICER)	11/29/2018 6:00 PM
53	WATER FAUCETS AT DOG PARKS, MORE SEATING AT DOG PARKS, MORE SHADED AREAS AT DOG PARKS.	11/29/2018 5:43 PM
54	SPEED PUMP REQUIRE AT THE REDINGTON STREET CARS DRIVEWAY TOO FAST NOT SAFE FOR THE KIDS. STREET LIGHTS ALSO REQUIRED TOO DARK AT NIGHT.	11/29/2018 9:13 AM
55	ON N.GREEN STREET WE DON'T HAVE SIDEWALKS THE KIDS FROM THE SCHOOL HAS TO WALK IN THE ROAD	11/29/2018 9:02 AM
56	NEED HELP GETTING WATER METERS. THE COST IS TOO HIGH. NEED SIDE WALKS PROMISE ON HOME AVE	11/29/2018 8:59 AM
57	MORE POLICE DOGS MORE POLICE PATROL/ VISIBILITY IN THE NEIGHBORHOOD.	11/29/2018 8:55 AM
58	SUPPORT GROUP- DRUG, ALCOHOL ADDICTION	11/29/2018 5:24 AM
59	CITY OF HANFORD NEEDS TO CONSIDER MORE FOR YOUTH. IT WOULD BE NICE TO HAVE A RECREATIONAL BUILDING THAT OFFERS A VARIETY OF SPORTS.	11/29/2018 4:59 AM
60	INFANT CHILDCARE CENTER	11/29/2018 4:50 AM
61	NEED YIELD SIDE AT PLUM & NEST JULIE STREETS (HIGH NEED)	11/29/2018 4:37 AM
62	UTILITIES NEED TO GO DOWN, ESPECIALLY WATER PRICES WAY TOO HIGH.	11/29/2018 4:28 AM
63	ATTRACT BUSINESSES TO HANFORD. ENCOURAGE DOWN TOWN ACTIVITY. WALKING PATH WOULD BE GREAT.	11/29/2018 4:26 AM
64	HIGH NEED FOR LARGER PARKS CLOSER TO NEIGHBOURHOOD.	11/29/2018 4:15 AM
65	WATER THAT IS DRINKABLE AND ABLE TO BATH IN WITHOUT GETTING UTI.	11/29/2018 4:09 AM
66	PARKING/CODE ENFORCEMENT IN MOST AREAS OF HANFORD. HOME OWNERS AND RENTERS BLOCKING SIDEWAYS WITH VEHICLE, PARKING ON THE WRONG SIDES OF THE STREETS OR LAWNS.	11/28/2018 6:36 AM
67	GARBAGE WHY DO WE HAVE TO LOVE.	11/28/2018 6:21 AM
68	ABANDONED CARS (NOT WORKING) MUST BE REMOVE FROM THE YARD OR FRONT OF THE HOUSE. MAKE NEIGHBORS LOOKS BAD. WE NEED A CITY ORDINANCE.	11/28/2018 6:10 AM
69	THERE SHOULD BE STREETLIGHTS BY THE MAILBOXES, GETS VERY DARK AND DANGEROUS.	11/28/2018 4:28 AM
70	TO SOMETHING TO GET THE HOMELESS AWAY FROM THE VISIBILITY OF THE FREEWAY OR NICE BUSINESSES LIKE NEW HOTEL. JUNIOR POLICE OR SOMEONE POSTED UP CITING PEOPLE FROM RUNNING RED LIGHTS ALL AROUND THIS TOWN.	11/28/2018 1:46 AM
71	GET HOMELESS OUT OF THE STREETS AND OUT OF HANFORD.	11/28/2018 12:24 AM
72	TRAFFIC UNDULATIONS ON GREENFIELD AVENUE/ HARVARD DL/ OXFORD WAY	11/27/2018 6:55 AM
73	LIMIT HOMELESS MIGRATION TO HANFORD VIA AMTRACK. THE MORE HOMELESS SERVICES WE PROVIDE THE MORE HOMELESS PEOPLE WILL COME HERE.	11/27/2018 6:53 AM
74	SPEED BUMPS TO HELP WITH SPEED CONTROL.	11/27/2018 6:23 AM

Attachment: Citizen Participation Development (Approve the CDBG Five-Year Consolidated Plan 2019-2023)

75	FRONT LANDSCAPE OF BUSINESS NEED UP KEEPING OUR TOWN STRUCTURE IN HANFORD (DOWN TOWN). LAND LORD OF THE BUILDINGS SHOULD KEEP THEM UP OR FINED.	11/27/2018 5:41 AM
76	NEED ACTIVITIES FOR 30-50 YEARS OLD WOMEN AND MEN THEIR ARE ONLY FOR YOUTH AND SENIORS.	11/27/2018 4:40 AM
77	CLEAN UP STREET CURVE NOW TO ALLOW DRAINAGE TO FLOW SMOOTHLY WHEN IT RAINS.	11/27/2018 3:22 AM
78	ENGLISH LESSON-HIGH NEED	11/27/2018 3:10 AM
79	THE NUMBER JOB OF ANY GOVERNMENT IS CRIME ABATEMENT AND LAW ENFORCEMENT WE NEED INNOVATE APPROACH TO CRIME PREVENTION. NO NEW POLICE OFFICERS INSTEAD FUNDING FOR RESIDENTIAL VIDEO CAMERAS AND ONLINE LINKS ACCESSIBLE BY THE POLICE AND RESIDENTS WE NEED TO SEE CRIME HAPPENING IN REAL TIME AND NOT JUST AFTER TO FACT FOCUS ON THIEF AND CATCH THE CRIMINAL FOR ALL THE CRIME.	11/26/2018 10:28 PM
80	ELM RAILROAD CROSSING FROM 11TH AVE. TO GREENFIELD	11/26/2018 10:21 PM
81	PAINT HOMES LANDSCAPING, NEW FENCE, REPLACE/REPAIR OLD WINDOWS AND DOORS, COMMUNITY ACTIONS DOESN'T DO ANYMORE, ENFORCE ON HOMES THAT ARE EYESORES THAT TAKE DOWN CODE VALUE OF PROPERTY CAN USE FUNDING MORE	11/26/2018 10:19 PM
82	NEW POLICE FORCE! REDUCE CITY EMPLOYEES BY 1/2.	11/26/2018 9:17 PM
83	THE LIGHTNING IS GOOD. THE PROBLEM IS SEVERAL ARE BLOCKED BY TREES THAT NEEDS TO BE TRIMMED, THIS FOLLOWS WITH CODE ENFORCEMENT	11/26/2018 9:05 PM
84	WE HAVE A WONDERFUL AND IMPRESSIVE LIBRARY DOWNTOWN , COMMUTE IS NOT AN ISSUE. SOME SIDE WALKS ARE LIFTING AND I KNOW PEOPLE WHO HAVE TRIPPED.	11/26/2018 7:04 AM
85	DEPARTMENT OF FAIR HOUSING IS RUN SOCIALIST MINDED PEOPLE WHO UNFAIRLY EXERCISE THEIR POLICE POWERS	11/26/2018 6:33 AM
86	TOO MANY UGLY HOMES THAT ARE A MESS. TOWN IS STARTING TO LOOK UGLY.	11/25/2018 7:00 PM
87	LIVING ON A FIXED INCOME, IT WOULD BE NICE TO HAVE ASSISTANCE WITH THE HIGH COST OF WATER & GARAGE. I LIVE ALONE AND PAYING $70 A MONTH IS HIGH.	11/25/2018 6:37 PM
88	Dear sir. You have sent out a questionnaire and this gives me a chance to ask for a smoothing out of a railroad on crossing elm across from the junior highschool. elm street run from 11th avenue to greenfield avenue. please drive over it and see what its about. -Wilma Humanson	11/24/2018 11:32 AM
89	high need mental health housing- kings co behavioral health dept. has tried finding location to house those with mental illness gets rejected by the community	11/24/2018 11:10 AM
90	priority homeless housing	11/24/2018 10:52 AM
91	Trees on sidewalk and trees islands need to be trimmed up they hang out to the trees blocking signs and damaging vehicles	11/24/2018 10:39 AM
92	Neighborhood services is extremely high priority in hanford. as so many new buildings and neighborhoods are being built in the city, the historic neighborhood are being neglected. The example i want to bring your attention is on north irwin street between katherine and keith street, the old abandoned building which use to be medical businesses, have been empty and abandoned for years. the dry brush and dead plant have been over taken the yard and strip areas. the parking lot has debris, an old recliner chair and shopping basket that has been there also for years. its is a fire hazard. it looks terrible. it brings property values down. it appears to be acrime area and its not inviting to tourist coming to town. also, i am wondering who is incharge of code enforcement and notifying renter and landlord of yard clean up?. also, in regards to businesses being conducted in residential areas (example, 1200 block, of N redington street a car mechanic business where numerous cars are park in the drive way and in the yard and garbage and trash is everywhere. As a resident of this area, i like to take pride in my historic home, but it is getting harder when the neighborhoods on Renington and Irwin street seems to be getting more rundown with each passing years. 220 katherine sidewalk needs repair tripping hazard	11/24/2018 10:36 AM
93	bike paths	11/24/2018 10:07 AM
94	complete hvp	11/24/2018 9:26 AM
95	better water- fresh hidden valley park	11/24/2018 9:23 AM

Attachment: Citizen Participation Development (Approve the CDBG Five-Year Consolidated Plan 2019-2023)

96	i would like to see tennis courts at city parks. we need to expose our child to other sports. and also we need family entertainment.	11/24/2018 6:15 AM
97	-wrote none of the things only	11/24/2018 5:54 AM
98	penguin removal.- new neighborhoods with solar panel are being over run by penguin and their poops. our homes and cars are being ruin	11/24/2018 5:47 AM
99	more cross walks with light to stop cars. 11th ave/corners- rodger roads, brighter night lights, dangerous school areas where kids walk.	11/23/2018 7:06 PM
100	do something about pan handling	11/23/2018 6:23 AM
101	too many drug dealers	11/23/2018 6:11 AM
102	these needs have been met in my neighborhood.	11/23/2018 5:56 AM
103	youth centers; thins available to children. there is nothing for children, and these centers can outlets for them instead turning into trouble	11/23/2018 5:54 AM
104	we need a public pool 24/7 w indoor and outdoor option; and charge a low rates especially for seniors; and at better times of the day	11/23/2018 5:50 AM
105	water and garbage sewer	11/23/2018 5:39 AM
106	home owner	11/23/2018 5:35 AM
107	get the homeless to cleanup after themselves. Hanford looks bad!	11/23/2018 5:30 AM
108	get rid of the homeless problem throughout this city. Get rid of the homeless in our parks!!	11/23/2018 5:12 AM
109	there are 2 of the neighbors tree that are pushing at my fence. i would like them remove (there home is in florida st.	11/23/2018 5:02 AM
110	water improvement and code enforcement especially with marijuana smell from neighbors plants!	11/23/2018 4:11 AM
111	like to see pickle ball courts in hanford. its great activity for all ages	11/23/2018 3:55 AM
112	own my home	11/23/2018 3:52 AM
113	Retire large city buses and replace a smaller and more energy efficient buses.	11/23/2018 3:48 AM
114	clean the streets and pick up the trash that gets thrown at car windows by all the trash violators and stupid people, clean out homeless trash stashes, a clean is a godly city.	11/23/2018 3:34 AM
115	Parking downtown	11/23/2018 3:28 AM
116	police presint requested. cars travelling at excessive speed on bunnyview L. no sidewalks south of martin Luther king elementary. children grade school to highschool walk on roadways going to school and home very dangerous at all times not just fog season	11/23/2018 1:41 AM
117	tear down abandon houses and lot. clean up empty lots and alleys, kids homeless drussies off of empty lots around hfd.	11/23/2018 1:25 AM
118	reside in country island with in hanford	11/22/2018 8:47 PM
119	city utilities are way too high!	11/22/2018 8:43 PM
120	junk on property help for senior- help for transportation	11/22/2018 8:39 PM
121	clean up all bird messes stop watering run off one	11/22/2018 8:34 PM
122	This city needs to improve law enforcement above all else, more police who patrol neighborhoods multiply times daily. Too much petty crimes is tolerated in this area making it uncomfortable for families.	11/22/2018 7:56 AM
123	removal of non operative vehicles	11/22/2018 7:52 AM
124	Own home	11/22/2018 7:50 AM
125	residents need to be encourage to maintain their yards or possibly be levied a fine.	11/22/2018 7:40 AM
126	recreation facility to replace YMCA is needed.	11/22/2018 5:33 AM
127	garbage cans in front of house. many yards a mess. code? Code enforcement.	11/22/2018 5:24 AM
128	historical restoration of downtown buildings!	11/22/2018 5:00 AM

129	repair damage/cracked uneven sidewalks to prevent injuries	11/21/2018 11:29 PM
130	more crime prevention and police presence	11/21/2018 11:24 PM
131	rental property that people refence and leave whole sections unmaintained outside of the fenced area. corner of rogers road and terrace on south side. also sidewalks and un even road and many areas trip dangers.	11/21/2018 11:10 PM
132	follow up with streets sweeper coming out after water is flushed out there is always a big mess left in the gutter. police department having a way to locate whenever illegal shooting in the air or illegal fireworks are set off; something like fresco police department numbers; keeping the citizens safe!!	11/21/2018 9:02 PM
133	utilities cost too much i pay 70 dollars a month and i hardly have any trash or sewer needs. i am always at work so why pay same as a big family that does not work and pay the same.	11/21/2018 8:46 PM
134	a sidewalk is needed on the corner gvill and mildred a median is needed on the same intersection to keep cars from speeding and cutting the corners	11/20/2018 4:55 AM
135	electric vehicles electric charging	11/20/2018 4:48 AM
136	need cement walk way around centennial park like at freedom park	11/20/2018 4:35 AM
137	animal control with stray cats	11/20/2018 4:22 AM
138	speed bumps on greenfield are on the curve due to excessive speeders	11/20/2018 3:54 AM
139	get rid of bus restrictions. people will shop downtown if they provide good quality product and sevice. the city losses when we restrict where bus can be located	11/20/2018 1:56 AM
140	the city encourage tree planting in city strips for years and now held the residents responsible for sidewalk repairs- un expectable. senior housing is top 1 need.	11/20/2018 1:44 AM
141	i cant say what else.	11/20/2018 1:35 AM
142	more needs for policeman on the job and out in the field.	11/20/2018 1:32 AM
143	corner of forgo and corner of 12th grangeville and university needs to be built too much dust, parking lots needed for school parkings	11/19/2018 11:36 PM
144	code enforcement needs to do follow up visits. example: there is a neighbour running a mechanic repair business out of his garage/home area.	11/19/2018 11:30 PM
145	more family parks needed more low income housing needed	11/19/2018 11:07 PM
146	Youth amusement park	11/19/2018 10:32 PM
147	not for big deal but a service like presno has for city to find water leaks at residences. especially rentals.	11/19/2018 6:50 PM
148	more legal assistance to seniors- free or low cost. we need better interaction in our city official (in person and online)	11/19/2018 4:43 PM
149	need more creative and empathetic community development directs	11/19/2018 4:46 AM
150	i lived in a pretty good neighborhood so we don't need much, which is not true of many other hanford neighborhood.	11/19/2018 4:32 AM
151	Public Tennis Court	11/19/2018 12:27 AM
152	- Bike trail around the city. - city pool at the north end of the town.	11/19/2018 12:20 AM
153	own home	11/18/2018 11:53 PM
154	more curb accessibility downtown for the handicapped.	11/18/2018 11:15 PM
155	free training (for low income family) constant change a lot of money	11/18/2018 10:14 PM
156	-more police offices. -too much crime.	11/18/2018 10:03 PM
157	yields sign on corner ravaghn and bengston due to lot accidents.	11/18/2018 9:49 PM
158	-CURBS ARE LOWER THAN THE STREETS. -NO STORM DRAINS.	11/18/2018 7:08 PM
159	Thank you for the dog park.	11/18/2018 4:03 AM
160	-Own Home	11/18/2018 3:56 AM

Attachment: Citizen Participation Development (Approve the CDBG Five-Year Consolidated Plan 2019-2023)

161	More school improvement project for the future of hanford. more facilities to help the homeless population.	11/18/2018 3:21 AM
162	installed cameras in ally's. find out whos dumping the trash in drive ways charge them fines. - Home owner	11/18/2018 2:36 AM
163	Support Healthy habits. Offering activities daily so people get basic need meets. 2,500 service of no water meter (raise 2million) have been billed (5years) for new digital meters. Many homes built in downtown before 1970's. Resulted in high utility bills. Present public buildings are under serviced! we have buildings but not enough staff for events and activities. Need more indoor activities for toxic air and bad weather. More bike paths and safe routes and 24/7 safe place	11/18/2018 2:29 AM
164	Sidewalks near Monroe Dr & Leoni Street for children to walk on currently walking on the street which truly is not safe.	11/16/2018 1:42 PM
165	More police	11/2/2018 8:06 AM
166	Encourage vacant buildind occupancy in downtown!	11/2/2018 6:44 AM
167	We need a Recreational Facility	11/1/2018 6:35 PM
168	Downtown rejuvenation	11/1/2018 6:30 PM
169	I am both a resident and a service provider.	11/1/2018 6:29 PM
170	1. Hanford needs another junior high/middle school and after-school programs for that specific age group. 2. More park/open space throughout the entire city, especially where new housing developments are going up. Drop the issue about expanding Hidden Valley, sell that acreage, use that money to put up new parks. 3. No more retro-fitting old buildings. Build something new for a Community Center. 4. Expand in the direction of Costco. Eventually East Lacey will need sidewalk all the way down to Costco. 5. Assistance with tree removal for trees that have died due to the drought.	11/1/2018 3:52 PM
171	Washing/removal of health hazard from bird droppings on streets and sidewalks downtown. Looks bad for tourists taking AmTrak.	11/1/2018 2:50 PM
172	New city management. They are known for making it as difficult as possible to open a business downtown. Fees should be waived, and incentives given. A site-plan-review is $2700 here. It is $0 in Visalia. Also look into our in-lieu parking fees.	11/1/2018 1:29 PM
173	Better city administrator who lives in town and knows true needs of town. Someone who actually has a stake in the lives their decisions impact.	11/1/2018 12:55 PM
174	Investigate bad businesses that scam and tear up families. Snake oil salesmen	11/1/2018 12:36 PM
175	More Policemen & hurry up over everything else listed. Too much homeless, & theft.	11/1/2018 12:24 PM
176	Downtown cleanup. More help to pick up piles of trash left by homeless and others	11/1/2018 12:07 PM
177	truly use the City of Hanford assistance program for first time buyers for my clients	10/30/2018 11:17 AM

AGENDA
STAFF REPORT

MEETING DATE: 5/7/2019	**AGENDA SECTION:** A

SUBJECT:
Police Department: Approve the use of the Edward Bryne Memorial Justice Assistance Grant (JAG) for FY 2018 and approve the Interlocal agreement between the City of Hanford and County of Kings.

RECOMMENDATION:
That the City Council by motion approve the use of the Edward Bryne Memorial JAG grants funds.

That the City Council approves the Interlocal agreement between the City of Hanford and County of Kings for Edward Bryne Memorial JAG grant.

BACKGROUND:

The Hanford Police Department is eligible to receive a grant of $23,032.11 from the Edward Bryne Memorial JAG grant FY 2018 allocation. The amount the City of Hanford is eligible is based upon a formula and varies from year to year.

The Federal Government has designated Kings County as a disparate County. This classification means the City of Hanford and County of Kings must agree to have one of our agencies file the application and complete the required quarterly reporting for this grant. Kings County is eligible for 10,694.97 through the Edward Bryne Memorial JAG grant.

We have met with the County and the City of Hanford Police Department has agreed to be the primary agency on the grant application. The attached Interlocal agreement between the City of Hanford and County of Kings for Edward Bryne Memorial JAG grant will be presented to the County Board of Supervisors for Approval at their next available meeting.

Upon approval the Hanford Police Department will be expending these funds to purchase needed non-budgeted equipment for the Hanford Police Department. The following is the equipment we are seeking to purchase.

Computer and two large monitors for the briefing and training room at the Police Department. This will help facilitate ongoing training for staff at the Police Department. It will provide consistency in the delivery of our training and provide our officer with increased knowledge in various incidents.

One lap top computer for in the field use and one desktop for processing to operate a crime scene scanning device. This device uses laser measuring and high definition photography capture crime and accident scene investigations. The device requires a computer with specialized graphics processing, high speed processor and memory. This computer will help to quickly process in great details crime and accident scenes. It will greatly improve the time spent on cases and improve the quality of information collected.

Finally, we will purchase new flashlights for officers to use on duty. They will be compact, very powerful and small enough to be carried on their duty belts. This will help greatly when entering dark building during the day or when working at night. It provides another tool to increase their safety.

The County Probation Department will purchase 9 mobile radios for Probation Offices. These radios will allow officers to communicate with their dispatch center while working. They will provide a lifeline for sending needed help for officers and juveniles. It will be used daily to relay information to fellow officers and officers from other jurisdictions. It will allow officer to effectively work by allowing the department to communicate over clear reliable communication link.

FISCAL IMPACT:
The current project for the City of Hanford will be approximately $24,000.00, after applying the JAG grant funding; the City of Hanford will be left with a short fall of $960.00. We are proposing to cover the cost with funds already approved in our budget.

ATTACHMENTS:
JAG MOU 2018

INTERLOCAL AGREEMENT
BETWEEN THE CITY OF HANFORD AND COUNTY OF KINGS,

2018 BYRNE JUSTICE ASSISTANCE GRANT (JAG) PROGRAM AWARD

This Agreement is made and entered into this____ day of May, 2019, by and between the County of Kings, acting by and through its governing body, the County Board of Supervisors, hereinafter referred to as COUNTY, and the City of Hanford, acting by and through its governing body, the City Council, hereinafter referred to as CITY, both of Kings County, State of California, witnesseth:

WHEREAS, this Agreement is made under the authority of Sections 930 through 930.6 of the Government Code: and

WHEREAS, each governing body, in performing governmental functions or in paying for the performance of governmental functions hereunder, shall make that performance or those payments from current revenues legally available to that party; and

WHEREAS, each governing body finds that the performance of this Agreement is in the best interests of both parties, that the undertaking will benefit the public, and that the division of costs fairly compensates the performing party for the services or functions under this agreement; and

WHEREAS, the CITY agrees to provide the COUNTY $ 10,694.97 from the JAG award for the County's designated program.

NOW THEREFORE, the COUNTY and CITY agree as follows:

Section 1.

CITY will act as the fiscal agent that submits the joint CITY-COUNTY application to the FY 2018 Byrne Justice Assistance Grant Program for the JAG, and administers the resulting JAG. Contingent upon available funding, CITY agrees to pay COUNTY a total amount of $10,694.97.

Section 2.

COUNTY agrees to use $10,694.97 for the JAG Program until September 30, 2019, whereupon any unused funds shall be remitted to the US Department of Justice's Bureau of Justice Assistance consistent with program requirements.

Section 3.

Nothing in the performance of this Agreement shall impose any liability for claims against COUNTY other than claims for which liability may be imposed by the California Tort Claims Act.

Section 4.

Nothing in the performance of this Agreement shall impose any liability for claims against CITY other than

Attachment: JAG MOU 2018 (PD: JAG Grant for FY 2018)

claims for which liability may be imposed by the California Tort Claims Act.

Section 5.

The parties are acting in an independent capacity. Each of the parties agrees that it, including any and all of its officers, agents, and employees, shall have no right to employment rights or benefits available to the other party's employees. Each party shall be solely liable and responsible for providing to, or on behalf of, its own officers, agents, and employees all legally and contractually required employee benefits. In addition, each party shall be solely responsible and save the other party harmless from all matters relating to payment of each party's employees.

Section 6.

Each party to this agreement will be responsible for its own actions in providing services under this Agreement and shall not be liable for any civil liability that may arise from the furnishing of the services by the other party.

Section 7.

The parties to this Agreement do not intend for any third party to obtain a right by virtue of this Agreement.

Section 8.

By entering into this Agreement, the parties do not intend to create any obligations express or implied other than those set out herein; further, this Agreement shall not create any rights in any party not a signatory hereto.

City of Hanford, California

_____
City Manager

ATTEST:

_____
City Clerk

APPROVED AS TO FORM:

_____
City Attorney

County of Kings, California

_____
County Chief Administrative Officer

ATTEST:

_____
Clerk of the Board

APPROVED AS TO FORM:

_____
County Counsel

Attachment: JAG MOU 2018 (PD: JAG Grant for FY 2018)